



FRANCE

BIARRITZ
2019

BIARRITZ PROGRESS REPORT

G7 Development and Development-Related Commitments



Preliminary notes

* The Biarritz Progress Report covers development and development-related commitments agreed upon by the G8/G7 leaders since 2006. G7 leaders suspended the G8 format on 2 March 2014, as a result of Russia's clear violation of Ukraine's sovereignty and territorial integrity:

"We, the leaders of Canada, France, Germany, Italy, Japan, the United Kingdom and the United States and the President of the European Council and President of the European Commission, join together today to condemn the Russian Federation's clear violation of the sovereignty and territorial integrity of Ukraine, in contravention of Russia's obligations under the UN Charter and its 1997 basing agreement with Ukraine [...] We have decided for the time being to suspend our participation in activities associated with the preparation of the scheduled G8 Summit in Sochi in June, until the environment comes back where the G8 is able to have meaningful discussion."

** European Union and European Union data refer to the Official Development Assistance managed by the European institutions (i.e. European Commission, European Investment Bank).

*** The Biarritz Progress Report is based on updated figures and data until 2018. For each commitment, the latest available and verified data are used.

**** The United States has not endorsed the 2019 Biarritz Progress Report.

G7 Accountability Working Group

Accountability and transparency are core G7 principles that help maintain the credibility of G7 leaders' decisions. At the Summit in 2007 in Heiligendamm, Germany, G8 members introduced the idea of building a system of accountability. In 2009, the Italian presidency formally launched this mechanism in L'Aquila and approved the first, preliminary Accountability Report and the Terms of Reference for the G7 Accountability Working Group (AWG). Since the first comprehensive report was issued at Muskoka in 2010, the AWG has produced a comprehensive report reviewing progress on all G7 commitments every three years, along with sector-focused accountability reports in interim years. These reports monitor and assess the implementation of development and development-related commitments made at G7 leaders' summits, using methodologies based on specific baselines, indicators, and data sources. The reports cover commitments from the previous six years and earlier commitments still considered to be relevant. The AWG draws on the knowledge of relevant sectoral experts and provides both qualitative and quantitative information. Elaborated under the French G7 presidency in 2019, the Biarritz Progress Report is the fourth comprehensive accountability report on G7 development and development-related commitments, after Muskoka (2010), Lough Erne (2013) and Ise-Shima (2016).

Table of Contents

Executive summary	4	Commitment 24: Sexual and reproductive health and rights.....	79
G7 development and development-related commitments: Scorecard.....	6	Commitment 25: Technical and Vocational Education and Training for women and girls	81
Chapter 1: Aid and aid effectiveness	8	Commitment 26: Women’s economic empowerment	83
Commitment 1: Increasing development assistance.....	11	Case study: Collective	84
Commitment 2: Development effectiveness	13	Chapter 7: Governance	85
Commitment 3: Innovative financing	16	Commitment 27: G8 anti-corruption initiatives.....	87
Case study: United States	19	Commitment 28: Extractive Industry Transparency Initiative.....	89
Chapter 2: Economic development	20	Commitment 29: G7 Partnership on Extractives Transparency	91
Commitment 4: Trade and development	22	Commitment 30: Connex.....	93
Commitment 5: Trade and infrastructure in Africa.....	24	Commitment 31: Base Erosion and Profit Shifting	95
Commitment 6: Quality infrastructure investment.....	26	Commitment 32: Beneficial ownership.....	96
Commitment 7: Responsible chains.....	29	Commitment 33: Anti-bribery.....	98
Case study: United Kingdom	33	Commitment 34: Asset recovery	100
Chapter 3: Health	34	Commitment 35: Tax capacity-buiding	103
Commitment 8: Attaining UHC with strong health systems and better preparedness for public health emergencies	37	Commitment 36: Land transparency.....	106
Commitment 9: Preventing and responding to future outbreaks.....	40	Commitment 37: Open data.....	109
Commitment 10: Setting up mechanisms for rapid deployment.....	42	Case study: European Union	111
Commitment 11: Reforming and strengthening WHO’s capacity	44	Chapter 8: Peace and security	112
Commitment 12: Mobilizing support for the Global Fund	46	Commitment 38: Maritime security in Africa	114
Commitment 13: Antimicrobial Resistance	47	Commitment 39: Formed Police Units	116
Commitment 14: Neglected tropical diseases	49	Commitment 40: Women, Peace and Security	118
Commitment 15: Ending preventable child deaths and improving maternal health	52	Commitment 41: Conflicts and crisis in Africa	121
Commitment 16: Prevention and treatment for HIV/AIDS.....	54	Case study: Collective	124
Commitment 17: HIV/AIDS: Stigma, discrimination and rights violation	55	Chapter 9: Environment and energy	125
Commitment 18: Polio	56	Commitment 42: Biodiversity.....	128
Case study: Japan	58	Commitment 43: Energy infrastructure in Africa.....	131
Chapter 4: Food security	59	Commitment 44: Climate risk insurance.....	134
Commitment 19: L’Aquila Food Security Initiative.....	65	Commitment 45: Renewable energy.....	136
Commitment 20: New Alliance For Food Security and Nutrition.....	66	Commitment 46: Marine litter	138
Commitment 21: Broad food security and nutrition development.....	67	Case study: France	141
Case study: Germany	69	Chapter 10: Human mobility	142
Chapter 5: Education	70	Commitment 47: Migration and refugees	144
Commitment 22: Global Partnership for Education	73	Commitment 48: Drivers of migration	147
Commitment 23: Quality education for women and girls.....	75	Case study: Italy	150
Case study: Canada	77	Annex 1: Methodology for assessment and evaluation.....	151
Chapter 6: Equality	78	Annex 2: 2019 G7 Food Security Working Group Financial Report on Food Security and Nutrition	153
		Acronyms and abbreviations	158
		Figures	164
		Tables	165

Executive summary

For over 40 years, leaders of the Group of Seven (G7)¹ have met annually to take collective action to address some of the world's most pressing challenges, including education, health, peace and security, development, the environment, and climate change. The G7 represents 40% of global Gross Domestic Product (GDP) and 10% of the world's population. It has historically played an important part in mobilizing Official Development Assistance (ODA), and collectively provided 75% of global ODA in 2018.

Up to now, decisions made by the G7 led to the creation of important initiatives, such as the Global Fund to Fight AIDS, Tuberculosis and Malaria (Global Fund), the Muskoka Initiative on Maternal and Child Health, and the Global Partnership for Education (GPE). These initiatives significantly contributed to eradicating diseases, decreasing maternal and infant mortality worldwide and enhancing girls' education, thus supporting the efforts of partner countries to improve the quality of life of their populations.

Assessing progress in implementing development-related commitments is central to keeping the G7 on track. This is why ten years ago in L'Aquila (Italy), G7 leaders decided to hold themselves accountable, and to monitor the promises made on development through annual progress reports.² The aims of these reports are threefold: to report on G7 performance in implementing a number of key development-related commitments, to assess the results of G7 action and to identify where further action is needed. **Despite the progress made, inequalities within and between countries remain high.** Halfway from the 2030 milestone, ambitious and continuous actions are required in order to end extreme poverty, fight against gender

discrimination, enhance access to basic social services such as education and health, and reduce vulnerability to climate change, thus building stability over the long term and contributing to realizing the 2030 Agenda and the Sustainable Development Goals (SDGs) adopted at the United Nations (UN) in 2015. In 2019, France has made the fight against inequalities the priority of its G7 presidency, aiming to better regulate globalization so that no one is left behind. This year, under the French presidency, the G7 has been working around five priorities: fighting inequalities of opportunity and inequalities related to environmental degradation, promoting security and counter-terrorism, fighting inequality through digital development and artificial intelligence, and through a renewed partnership with Africa.

The Biarritz Progress Report

The 2019 Biarritz Progress Report is the fourth G7 comprehensive accountability report after Muskoka (2010), Lough Erne (2013) and Ise-Shima (2016). **It covers 48 development and development-related commitments agreed upon by the G7 leaders since 2006** in the field of aid and aid effectiveness, economic development, health, food security, education, equality, governance, peace and security, environment and energy, as well as human mobility.

This report is based on a scorecard approach: in order to ensure consistency and comparability, it uses the same methodology, indicators, and data sources as the previous reports, relying on both quantitative and qualitative information. Although G7 accountability reports always favour collective assessments, some commitments are reported on individually, for methodological reasons.

1. G7 leaders suspended the G8 format on 2 March 2014, as a result of Russia's clear violation of Ukraine's sovereignty and territorial integrity: "We, the leaders of Canada, France, Germany, Italy, Japan, the United Kingdom and the United States and the President of the European Council and President of the European Commission, join together today to condemn the Russian Federation's clear violation of the sovereignty and territorial integrity of Ukraine, in contravention of Russia's obligations under the UN Charter and its 1997 basing agreement with Ukraine [...] We have decided for the time being to suspend our participation in activities associated with the preparation of the scheduled G8 Summit in Sochi in June, until the environment comes back where the G8 is able to have meaningful discussion."

2. The Accountability Working Group (AWG) prepares a comprehensive *Progress Report* every three years. In intervening years, the presidency have the flexibility to decide whether to prepare a *Progress Report* on one or more specific sectors or themes.

Based on a “traffic light” methodology, the 48 commitments included in the Biarritz Progress Report are rated as excellent, good, satisfactory, below expectations, or off-track, according to their implementation status. For each commitment, the implementation status corresponds to the average of equally weighted indicators, based on the data collected since the baseline year (i.e. the year the commitment was taken). For the first time, the Progress Report also indicates the general trend of progress for each commitment. For more details on methodology and scoring, see Annex 1.

Progress against commitments

The G7 has acted as a force for positive change and its actions have made a difference in addressing global challenges. In some areas, the G7 can point to considerable success; in others, it has further to go to fully deliver on its promises. The 2019 Biarritz Progress Report rates seven commitments as excellent, 27 commitments as good, five commitments as satisfactory and five commitments as below expectations.³

G7 members' ODA reached USD 110.8 billion USD in 2017, a 35% increase since 2008. G7 members made a difference through mobilizing support for the Global Fund, accounting for 78% of the Global Fund's total means between 2006 and 2018. G7 countries have also shown continuous commitments to increase food security, with direct assistance for agriculture, fishing, food security and nutrition rising from USD 8.8 billion in 2015 to USD 11.2 billion in 2017. They exceeded their commitment on the L'Aquila Food Security Initiative (AFSI), collectively achieved by the end of 2015 (total disbursements: USD 24.4 billion). The G7's commitment to the GPE significantly accelerated the progress towards the provision of good quality basic education for all children. In the fields of both governance and peace and security, the G7 supported actions to ensure greater international transparency on taxation, especially through the Organization for Economic Co-operation and

Development (OECD)'s Base Erosion and Profit Shifting (BEPS) inclusive framework. Considerable improvements were made regarding open data (including meaningful upgrades of national legislative frameworks), beneficial ownership (with adequate national action plans and legislation on company beneficial ownership) and the training of Formed Police Units (FPU) in peace operations.

In other fields, the G7 members need to pursue stronger action in order to fully deliver on the leaders' promises, including trade facilitation in development countries, as G7 members' financial contributions have decreased, and regarding actions to address global environmental issues, especially marine plastic litter and biodiversity loss. Considering increasing food insecurity at the global scale, the G7 countries' commitment to lift 500 million people in developing countries out of hunger and malnutrition by 2030⁴ is also, at this stage, below expectations.

The report recognizes the need to “sunset” five commitments that have been met, are no longer valid, have been replaced by more recent commitments pursuing the same goals, or are being taken forward in other fora: four of them have been collectively achieved, with excellent ranking (AFSI; GPE; Open data; FPUs). The New Alliance for Food Security and Nutrition (NAFSN) no longer exists, as it was handed over to the African Union Commission (AUC) and the New Partnership for Africa's Development (NEPAD). This does not mean these issues are no longer important, or that the G7 is no longer committed to them, but it helps to maintain a realistic focus for G7 monitoring on the more recent commitments made by the leaders.





















The Biarritz Progress Report is not an exhaustive review of all G7 commitments, nor is it an assessment of global progress towards meeting international development goals. **Nevertheless, it is a major step forward in assessing the extent to which the G7 has lived up to its promises.**

3. Four commitments are not rated. The Biarritz Progress Report comprises three commitments on which the G7 members are reporting for the first time: commitment 48 on the “drivers of migration” (Taormina, 2017); commitment 3 on “innovative financing” (Charlevoix, 2018); and commitment 23 on “quality education for women and girls” (Charlevoix, 2018). Commitment 25 (Technical and vocational education and training for women and girls) to increase the number of women and girls technically and vocationally educated and trained in developing countries by one third by 2030 will be assessed in the following Progress Reports, as the AWG agreed this year to collect sex-disaggregated data for future reporting purposes.

4. G7 commitment on Broad Food Security and Nutrition Development.

G7 development and development-related commitments: Scorecard

	Commitments	Score	Progress
1 Aid and aid effectiveness	1. Increasing development assistance	Satisfactory	
	2. Development effectiveness	Good	
	3. Innovative financing	New	New
2 Economic development	4. Trade and development	Below expectations	
	5. Trade and infrastructure in Africa	Below expectations	
	6. Quality infrastructure investment	Good	New
	7. Responsible supply chains	Good	
3 Health	8. Attaining UHC with strong health systems and better preparedness for public health emergencies	Good	
	9. Preventing and responding to future outbreaks	Good	
	10. Setting up mechanisms for rapid deployment	Good	N/A
	11. Reforming and strengthening WHO's capacity	Good	
	12. Mobilizing support for the Global Fund	Excellent	
	13. Antimicrobial resistances	Good	
	14. Neglected tropical diseases	Satisfactory	
	15. Ending preventable child deaths and improving maternal health	Good	
	16. Prevention and treatment for HIV/AIDS	Satisfactory	
	17. HIV/AIDS: stigma, discrimination and rights violation	Good	
18. Polio	Good		
4 Food security	19. L'Aquila Food Security Initiative	Excellent	
	20. New Alliance for Food Security and Nutrition	Good	
	21. Broad food security and nutrition development	Below expectations	
5 Education	22. Global Partnership for Education	Excellent	
	23. Quality education for women and girls	New	New

6 Equality	24. Sexual and reproductive health and reproductive rights	Satisfactory	
	25. Technical and Vocational Education and Training for women and girls	N/A	
	26. Women's economic empowerment	Good	
7 Governance	27. G8 Anti-corruption initiatives	Good	
	28. Extractives Industry Transparency Initiative	Good	
	29. G7 Partnership on Extractives Transparency	Satisfactory	
	30. CONNEX	Good	
	31. Base Erosion and Profit Shifting (BEPS)	Excellent	
	32. Beneficial ownership	Excellent	
	33. Anti-bribery	Good	
	34. Asset recovery	Good	
	35. Tax capacity-building	Good	
	36. Land transparency	Good	
37. Open data	Excellent		
8 Peace and security	38. Maritime security in Africa	Good	
	39. Formed police units	Excellent	
	40. Women, peace and security	Good	New
	41. Crisis and conflict in Africa	Good	New
9 Environment and energy	42. Biodiversity	Below expectations	
	43. Energy infrastructure in Africa	Good	
	44. Climate risk insurance	Good	N/A
	45. Renewable energy	Good	
	46. Marine litter	Below expectations	
10 Human mobility	47. Migration and refugees	Good	New
	48. Drivers of migration		New

1 Aid and aid effectiveness

The G7 has historically played an important part in mobilizing ODA and collectively provides the largest amount of ODA, accounting for 75% of global net ODA in 2017.

ODA contributes to delivering real improvements in the lives of the world's poorest and most vulnerable people. While it remains key to financing the SDGs, it is only part of the solution: ODA only represents a small percentage of the estimated funding required to reach the SDGs by 2030. Therefore, both using ODA catalytically, and financing for sustainable development that goes beyond ODA, are critical to achieving the 2030 Agenda and the Addis Ababa Action Agenda.

Increasing ODA

At the 2005 G8 Gleneagles Summit and at the 2015 G7 Elmau Summit, G7 leaders announced a series of national commitments to increase international assistance, and reaffirmed their respective ODA commitments, such as the 0.7% ODA/Gross National Income (GNI) target, as well as their commitment to reverse the declining trend of ODA to the least developed countries (LDCs), and to better target ODA towards countries where the needs are greatest.

In line with these commitments, G7 members including the European Union (EU) continued to increase their total development assistance, from USD 95.3 billion in 2008 to USD 127.2 billion in 2017 (+34%): Germany saw the largest increase of ODA (+79%) over this period, followed by the United Kingdom (UK) (+57%). The G7 members' ODA share of GNI increased from 0.25% to 0.30% between 2008 and 2017, with the UK being the first ever G7 country to reach the 0.7% target of those members that have made the commitment in 2013 and every year since. Germany also reached this target once in 2016.

In line with the G7's commitment to better target ODA towards countries where the needs are greatest, the G7 countries aggregate net total ODA to LDCs has increased by 27.8% in volume between 2008 and 2017, from USD 25.6 billion to USD 32.7 billion. However, the declining trend of G7 countries' ODA to LDCs since 2014 was not reversed, as the percentage of G7 net total ODA to LDCs slightly decreased over the period, from 30.7% to 29.5% in 2017. G7 bilateral ODA towards countries where the needs are greatest (LDCs,

low income countries or LICs, small island developing states or SIDSs, landlocked states and fragile states) has decreased from 47.7% in 2014 to 46.6% in 2017, after reaching a low of 44.1% in 2016. All in all, G7 members' progress toward meeting their commitments is mixed.

Countries most in need (LDCs, LICs, SIDSs, landlocked states and fragile states) continue to face greater development challenges and thus need to stay at the centre of international donors' efforts in terms of development cooperation.

Increasing development effectiveness

Building on successive High-Level Fora in Rome (2003), Paris (2005), Accra (2008) and Busan (2011), G7 members have played a central role in improving the quality of development cooperation and maximizing its impact. At the Busan High-Level Forum, G7 members joined other donors and development partners to create a broad and inclusive new development partnership: the Global Partnership for Effective Development Co-operation (GPEDC). GPEDC stakeholders committed to a set of shared effectiveness principles and related common goals and actions that placed country ownership, focus on results, increased transparency and accountability, as well as inclusive partnerships, at the heart of our development cooperation.

G7 countries including the EU actively participated in the monitoring exercises led by the GPEDC in 2016 and 2018. They collectively increased their performance in terms of strengthening partner country ownership and alignment of their development strategies to national development priorities, with France and Japan leading by example. The G7's collective performance on untying aid improved, as some G7 members have already fully untied their aid, or have a clear plan for doing so, in accordance with the commitments made at the GPEDC High-Level Meeting in Nairobi in 2016. Annual aid predictability increased for the United States (US) and Canada between 2013 and 2016, but decreased for most G7 members between 2013 and 2016. As a GPEDC Co-Chair, Germany is facilitating the preparations of the first Senior-Level Meeting of the Global Partnership in New York in July 2019, which aims at improving the linkages between the development effectiveness debate and the 2030 Agenda.

Table 1.1 – G7 total ODA (net) 2008-2017 (USD million, current and constant 2008 prices*)

	Current prices				Constant prices			
	ODA (USD million)		Change 2008-2017		ODA (USD million)		Change 2008-2017	
	2008	2017	USD million	%	2008	2017	USD million	%
Canada	4,795	4,305	-490	-10	4,795	4,675	-120	-3
France	10,908	11,331	423	4	10,908	13,533	2,625	24
Germany	13,981	25,005	11,024	79	13,981	27,909	13,928	100
Italy	4,861	5,858	997	21	4,861	6,835	1,975	41
Japan	9,601	11,463	1,862	19	9,601	12,616	3,015	31
UK	11,500	18,103	6,604	57	11,500	21,968	10,468	91
US	26,437	34,732	8,295	31	26,437	30,392	3,955	15
G7 total	82,081	110,797	28,716	35	82,081	117,927	35,846	44
OECD's DAC* countries (total)	122,891	147,160	24,269	20	122,891	158,059	35,168	29
G7 share (%)***	66.8	75.3			66.8	74.6		
EU	13,197	16,440	3,243	25	13,197	19,183	5,986	45

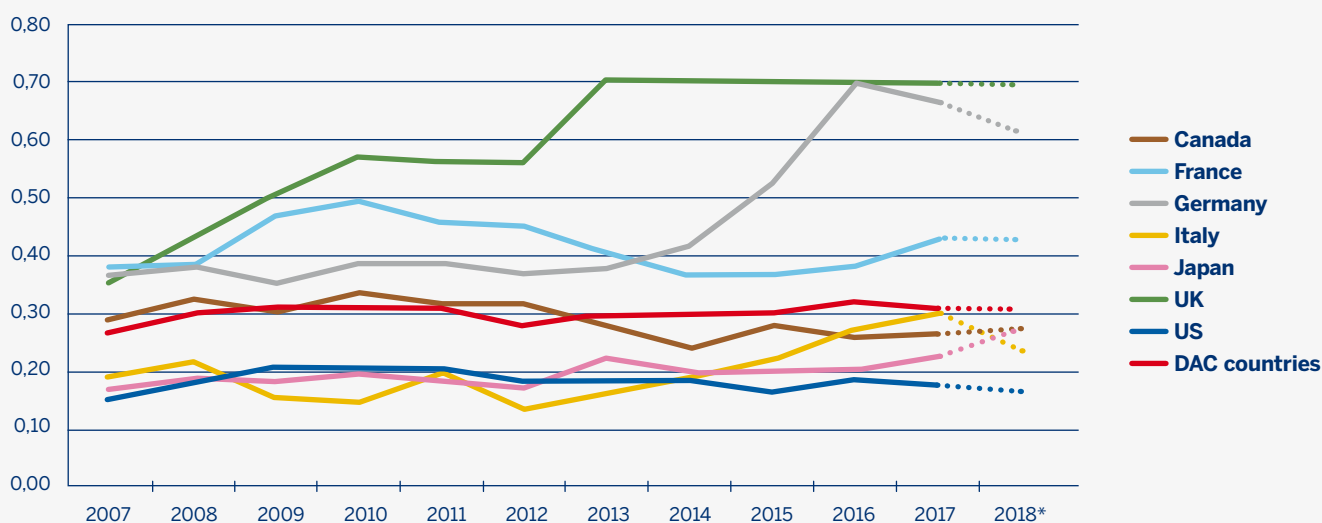
Source: OECD DAC CRS

Note: * Figures are presented in current USD and constant 2008 USD. They are calculated using OECD DAC deflators for each country, which include the effect of exchange rate changes, and are therefore only applicable to USD figures. As a consequence, figures may not represent spending trends expressed in national currencies. For example, Canada's ODA over this period increased by 432 million (8%) in current Canadian dollars.

** OECD's Development Assistance Committee (DAC).

*** Excluding the EU to avoid double-counting.

Figure 1.1 – G7 total ODA (net) as a share of GNI, 2007-2018

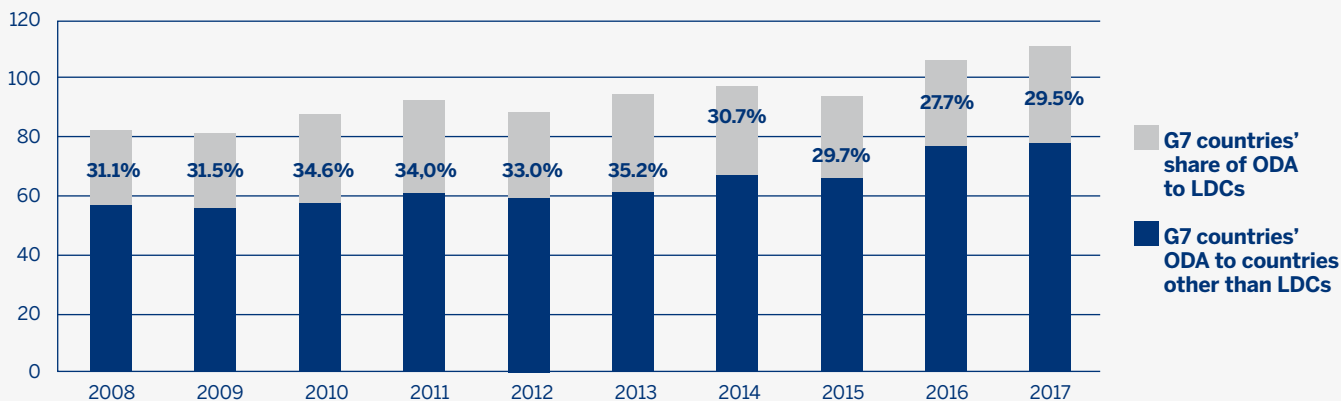


Source: OECD-DAC1.

The United States notes that, while it supports the general aims of the 0.7% ODA target Resolution, it did not subscribe to specific targets or timetables.

*Note: 2018 data are provisional and methodologically not comparable to 2017, because of the implementation of the ODA reform adopted by the OECD DAC and the application of the grant element method, which was put into practice in 2018 for the first time.

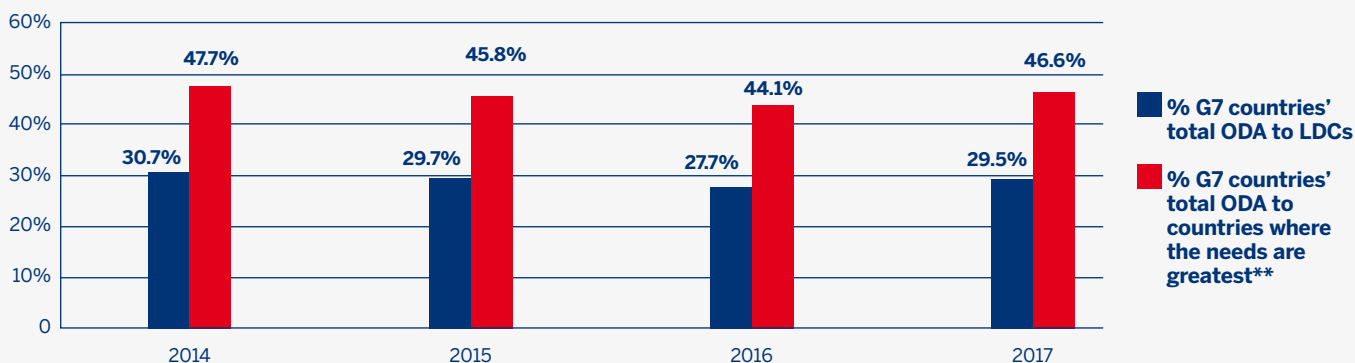
Figure 1.2 – G7 countries' total ODA (net) to LDCs and countries other than LDCs (USD billion)



Source: OECD-DAC2a.

Note: * Figure 1.2 does not account for regional funding that benefits LDCs.

Figure 1.3 – G7 total ODA (net) to LDCs and to LICs, SIDSs, landlocked developing countries, or LLDCs, and fragile states (as percentage of G7 total ODA*)

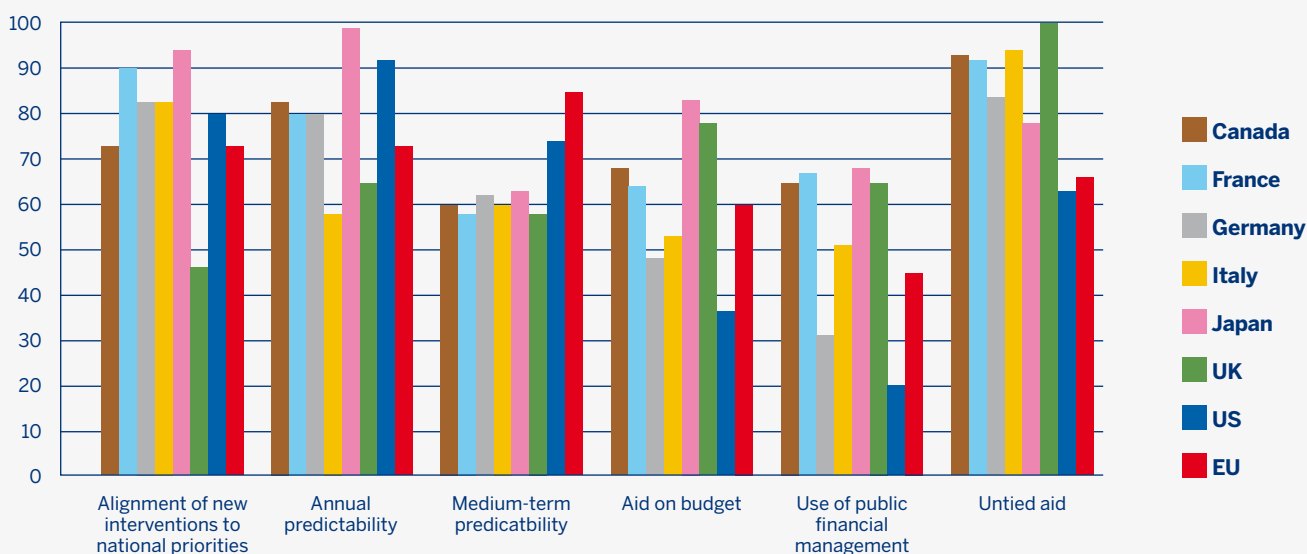


Source: OECD-DAC2a.

Note: * Figure 1.3 does not account for regional funding that benefits LDCs.

**Countries where the needs are greatest: LDCs, LICs, SIDSs, LLDCs and fragile states.

Figure 1.4 – Global Partnership for Effective Development Cooperation Monitoring, 2016 (as percentage)



Source: Making Development Co-operation More Effective: 2016 GPEDC Progress Report (OECD/UNDP).

Commitment 1 Increasing development assistance



“We reaffirm our respective ODA commitments, such as the 0.7% ODA/GNI target as well as our commitment to reverse the declining trend of ODA to the Least Developed Countries (LDCs) and to better target ODA towards countries where the needs are greatest.”

Elmau 2015, Leaders' Declaration G7 Summit, p. 19.



Indicators

Baseline: 2015

Indicators:

- percentage ODA/GNI
- percentage ODA to LDCs
- ODA to LDC, LIC, SIDS, landlocked states and fragile states, as % of total ODA

Data sources:

- OECD DAC data on ODA expenditure by country

Canada

Canada's net ODA/GNI ratio slightly decreased from 0.28% to 0.26% between 2015 and 2017, despite a net increase in Canada's ODA volume over this period. Canada's 2018 budget announced CAD 2 billion over five years in new funding to international assistance, which represents the largest increase to Canadian international assistance announced since 2002. The 2019 budget announced an additional CAD 700 million for international assistance for 2023-2024.

Support to LDCs remains an important part of Canada's ODA, though the share of Canada's net total ODA to LDCs slightly decreased between 2015 and 2017, from 36% to 35%. Over the same period, Canada has seen its ODA to LDCs, LICs, SIDSs, landlocked states, and fragile states slightly decrease from 46% to 44% of its net total ODA.

France

France's net ODA increased from 0.37% to 0.43% of its GNI between 2015 and 2017, an increase of more than USD 2 billion, in line with the government's ambition to reach 0.55% of ODA/GNI by 2022. The 2019 budget comprises EUR 1 billion in additional grants for sub-Saharan Africa and

France's 19 priority countries in particular.

France's ODA to LDCs decreased from 26% to 24% of net total ODA between 2015 and 2017. Over the same period, France increased its ODA to LDCs, LICs, SIDSs, landlocked states, and fragile states from 44% to 46% of its net total ODA.

Germany

Germany's net ODA increased from 0.52% to 0.67% of its GNI between 2015 and 2017. It reached the UN target of 0.7% of ODA/GNI in 2016. Germany is the second largest DAC donor with a volume of USD 25 billion in 2017. Its ODA to LDCs slightly increased from 14% to 16% of its net total ODA between 2015 and 2017. Germany also increased its ODA to LDCs, LICs, SIDSs, landlocked states, and fragile states from 25% to 31% of its net total ODA between 2015 and 2017.

Italy

Italy's net ODA increased from 0.22% to 0.30% of its GNI between 2015 and 2017. However, its ODA to LDCs decreased from 22% to 20% of its net total ODA between 2015 and 2017. Italy's ODA to LDCs, LICs, SIDSs, landlocked states, and fragile states remained at a steady 35% of its net total ODA between 2015 and 2017.

Japan

Japan's net ODA increased from 0.20% to 0.23% of its GNI between 2015 and 2017. Its ODA to LDCs increased from 40% to 44% of its net total ODA between 2015 and 2017, while its contributions to LDCs, LICs, SIDSs, landlocked states, and fragile states increased from 60% to 63% of its net total ODA between 2015 and 2017.

UK

Between 2015 and 2017, the UK's net ODA remained steady, meeting the target of 0.70% of its GNI. The UK is the only country among G7 countries to reach this target every year since 2013. Its ODA to LDCs increased from 33% to 34% of its net total ODA between 2015 and 2017, and remains an important part of the UK's ODA, in line with its target of devoting 25% of ODA to LDCs. The UK's ODA to LDCs, LICs, SIDSs, landlocked and fragile states also slightly increased from 51% to 52% of its net total ODA between 2015 and 2017.

US

Between 2015 and 2017, the US' net ODA increased from 0.17% to 0.18% of its GNI. The US remained the largest DAC donor in 2017, with USD 34.1 billion. Its ODA to LDCs

remained at a steady 35% of total net ODA between 2015 and 2017. In the same way, the US' ODA to LDCs, LICs, SIDSs, landlocked and fragile states remained at a steady 51% of total net ODA over the 2015-2017 period. In volume, this is still the strongest performance among G7 members in ODA to these countries.

EU

Between 2015 and 2017, collective EU member states' ODA increased from 0.47% to 0.50% of their GNI. EU institutions slightly increased their ODA to LDCs from 25% to 27% of net total ODA between 2015 and 2017. The EU institutions' ODA to LDCs, LICs, SIDSs, landlocked states, and fragile states increased from 43% to 45% of their net total ODA between 2015 and 2017.

Commitment 2 Development effectiveness



“We will implement and be monitored on all commitments we made in the Paris Declaration on aid effectiveness (now superseded by the Global Partnership for Effective Development Co-operation), including enhancing efforts to untie aid; disbursing aid in a timely and predictable fashion, through partner country systems where possible, increasing harmonization and donor coordination, including more programme based approaches. We have all agreed to implement the Busan Common Standard on Aid Transparency, including both the Creditor Reporting System of the OECD Development Assistance Committee and the International Aid Transparency Initiative (IATI), by 2015. To show greater G8 leadership we will ensure data on G8 development assistance is open, timely, comprehensive and comparable.”

Gleneagles 2005, Africa, para. 32.

Lough Erne 2013, G8 Leaders' Communiqué, para. 49.

Score

Good

Progress

Indicators

Use Lough Erne Accountability Report methodology

Baseline: 2010

Indicators on sentence 1:

Comparing the results of the Paris Declaration Monitoring 2010 and the 2015 Global Partnership Monitoring Framework assessment on five donor specific indicators:

- Annual predictability
- Medium-term predictability
- Aid on Budget
- Use of country public financial management and procurement systems
- Untied aid.

Baseline: 2013

Indicators on sentence 2:

- Donors' performance with respect to reporting/publishing of information to implement the Common Standard for Aid information endorsed at the Busan HLF.
- Reform steps taken by donors severally.

Data sources:

- IATI and CRS data.
- GPEDC methods to be applied only if deemed to reflect data quality sufficiently.
- If needed, CAR will feature a note reflecting the range and limitations of the methodology used.
- Additional and voluntary self-reporting on reform steps.

Assessment

1. Implementation of the Paris Declaration and Busan Principles

The G7 is strongly committed to implementing the Paris Declaration on aid effectiveness (2005) and commitments taken at the Busan Forum on effective development (2011).

G7 countries and the EU actively participated in the monitoring exercise led by the GPEDC in 2016 and 2018.

G7 countries and EU institutions improved their performance in terms of country ownership and alignment of development strategies to national development priorities: the 2016 GPEDC monitoring exercise showed that, on average, 78% of new interventions by G7 members and the EU were aligned to national priorities of recipient countries, **France** (90%) and **Japan** (94%) scoring the highest (see Figure 1.4). Similarly, G7 countries and EU institutions used country results frameworks in 55% of new project designs. **The EU** tracks project progress using government sources in 63% of cases, and 94% of EU-funded projects include a final evaluation with the partner country government.

Annual aid predictability decreased for most G7 members between 2013 and 2016, except for **the US** (+10%) and **Canada. Japan** still scores a 98% of annual aid predictability, meaning that it has a full capacity to accurately forecast and

disburse its funding. Medium-term predictability has slightly increased for G7 countries compared to 2013, reaching an average of 65%. **The EU** extended the programming period to seven years, thus further improving its performance (85%, the highest of all members). Aid on budget (budget support) has been increasing for most G7 members, except for **Canada** and **the EU** institutions. **Japan** has drastically increased the proportion of aid on budget, from 63% in 2013 to 83% in 2015. **France** and **Germany** slightly increased their score for aid on budget, while **the UK** reached 77% (+7%). The use of country systems, which is key to strengthening national institutional capacities, globally decreased between 2013 and 2015: **Germany** and **France**'s use of country systems decreased by around 10%, but France remains the country with the highest score of 67% of its aid using country systems. Canada and the UK slightly increased, while **the EU** increased its performance from 41% in 2013 to 45% in 2015. The level of untied aid increased for almost every G7 member, with a sharp increase in Italy (95% of Italy's total bilateral ODA was untied, beyond the scope of the DAC Untying Recommendation), **the EU** and **Germany**. **France**'s level of untied aid amounts to 92.3%, while **the UK** has reached the target for this indicator with a level of untied aid of 100%.

2. Transparency

Canada demonstrated sustained leadership on aid transparency. Canada improved its score in the Aid Transparency Index, going from 62.6% in 2013 to 79.6% in 2018, and ranking third among bilateral donors. In this regard, Canada obtained "Excellent" scores for the OECD Creditor Reporting System (CRS) and Forward Spending Survey (FSS). Canada also made its data platform, the International Assistance Project Browser, more user-friendly and explored interactive ways to report on its development assistance. As IATI Chair in 2016-2018, Canada focused more particularly on addressing the needs of partner country stakeholders, with better tools and information in multiple languages, while continuing to improve IATI data quality. Through its Feminist Open Government Agenda and the co-chairing in 2018-2019 of the Open Government Partnership (OGP), Canada continues to advance transparency and accountability.

France has taken important steps to improve its aid transparency, and was ranked as "good" in the 2016 GPEDC report, "*Making development cooperation more effective*", in terms of the OECD CRS and the FSS. France joined the IATI in 2016, and both the Ministry for Europe and Foreign Affairs and the French Development Agency (AFD) improved their score in the Aid Transparency Index from "poor" to "fair" in 2018. Both the Ministry for Europe and Foreign Affairs and the AFD publish data on development projects in the IATI registry, as well as on a joint interactive website covering 47 countries

to date. France has adopted a national action plan in the context of the OGP for 2018-2020, committing to further extending the publication of project data on the interactive website.

In order to comply with high transparency standards, **Germany** is implementing the Common Open Standard for Aid Information. A dataset on current development finance has been generated according to the IATI standard since 2013, and continues to be optimized in terms of quality, volume and timeliness. Furthermore, the German Ministry for Economic Cooperation and Development (BMZ) developed a coherent approach towards the IATI standard, ensuring a lean data collection process with its implementing agencies (GIZ and KfW). Since early 2018, it has allowed for a monthly publication of IATI data, and helps sustain a constant rise in data quality and volume. Increasing transparency in development cooperation, in close collaboration with civil society, is part of the targets contained in Germany's first National Action Plan in the context of the OGP.

Following the entry into force of Law 125/2014, **Italy** has made efforts in order to establish a system that allows timely and adequate information on development cooperation. In 2017 the Italian Agency for Development Cooperation (AICS) joined the IATI, and first published its data on the IATI registry in June 2017. These concerted efforts allowed AICS to improve in 2018 from the "very poor" to the "fair" category according to the Aid Transparency Index. Moreover, AICS publishes "real-time" IATI data related to grants on its own platform, Openaid AICS, as well as other relevant documents.

Japan reports to the OECD-CRS and FSS, ranking "Excellent" in CRS reporting for 2015-2017. The Japan International Cooperation Agency (JICA) published its own information on grants, loans, technical cooperation, and organizational matters in the IATI XML format between 2008 and 2015. Since 2016, the Japanese Ministry of Foreign Affairs has published, in the IATI XML format, data regarding the main projects implemented by all governmental bodies, including JICA's. Once a year, Japan publishes the "Rolling Plan", a document tailored to each of the partner countries, for the purpose of outlining an overall picture of Japan's assistance, and improving aid predictability. Japan also promotes the ODA "mieruka" (visualization) initiative, to increase the visibility of Japanese aid, and to consolidate available online information.

The UK is committed to yearly high quality OECD CRS reporting. In July 2018, the UK held a workshop for new CRS reporters from Middle Eastern countries to share lessons on transparency, data governance and quality. The UK's Department for International Development (DFID) has consistently ranked as a top performer in the Aid

Transparency Index since its launch in 2010, and in 2018, came in first among bilateral partners. A number of other UK government departments spending ODA are already publishing information to the IATI, and further improvements will take place this year. In 2018, the UK released “Open Aid, Open Societies”, a document that brings together its ambition for open aid and open government to deliver development outcomes, as well as being accountable to the taxpayer. It includes commitments to better integrate beneficiary feedback in its programming, to consider how to use published data to improve outcomes, as well as specific commitments on aid transparency. Guidance for implementing partners on publishing to the IATI standard has also been published.

The US has significantly improved the timeliness and quality of data reported to the OECD DAC, while also meeting the expanded scope of the CRS directives. Seventeen US Government Departments and Agencies report transaction data to the IATI, and 12 US Government Departments and Agencies report budget data to the IATI through ForeignAssistance.gov. The US Agency for International Development (USAID) and the Millennium Challenge Corporation are reporting their data to the IATI independently. USAID has also begun to add critical data to its IATI submissions to improve usability, such as sub-national geographic location information and results documents.

Additional efforts include adding evaluation and strategy links to ForeignAssistance.gov, as well as adding complete evaluations and project documents to the aid activity records that can be found on USAID’s Foreign Aid Explorer website. USAID and the US Department of State are working with multiple countries to use published information to fulfil and automate reporting to partner-country government systems.

The **European institutions**, DG DEVCO, DG ECHO, the Service for Foreign Policy Instruments (FPI), DG NEAR and the European Investment Bank (EIB) are all members of the IATI since its inception, and publish data on all activities according to the IATI Standard, at least on a monthly basis. In the 2018 Aid Transparency Index, all Commission DGs assessed were part of the “good” category of donors. The Commission has taken several measures to enhance the comprehensiveness and quality of data. These include the upgrade to version 2.02 of the standard, increased coherence between the OECD CRS and IATI reporting, and publication of EU Trust Fund data, forward-looking data, and results data. A current priority is to promote the increased use of the aid data available today; a new version of the EU Aid Explorer website, which provides data for the EU as a whole (EU institutions and member states), is being developed to improve the user experience and achieve better coherence of data, and training courses are organized regularly.

Commitment 3 Innovative financing⁵



“Public finance, including official development assistance and domestic resource mobilization, is necessary to work towards the achievement of the Sustainable Development Goals of the 2030 Agenda, but alone is insufficient to support the economic growth and sustainable development necessary to lift all populations from poverty. As a result, we have committed to the Charlevoix Commitment on Innovative Financing for Development to promote economic growth in developing economies and foster greater equality of opportunity within and between countries.

...we have committed to the Charlevoix Commitment on Innovative Financing for Development to promote economic growth in developing economies and foster greater equality of opportunity within and between countries...We recognize the value in development and humanitarian assistance that promotes greater equality of opportunity, and gender equality, and prioritizes the most vulnerable, and will continue to work to develop innovative financing models to ensure that no one is left behind.”

Charlevoix 2018, G7 Leaders' Communiqué, para. 7.

Score

(New)

Indicators

Baseline: 2018

Indicators:

- 1A: For each G7 country: part and amount of private sector instrument (PSI) in ODA (percentage and USD). Ratio of gender markers 1 & 2 of screened ODA - optional.
- 1B: For each G7 country: amount of mobilised private capital and total PSI on Total Official Support for Sustainable Development, or TOSSD (percentage and USD).
- 2: Volume of funding provided by G7 members (ODA) through innovative initiatives and partnerships with PPPs and private sector.

Supplementary information:

- G7 members' narrative examples of financing for development through innovative mechanisms, which may also include solidarity levies, debt swaps, green bonds,

development impact bonds, crowdfunding.

Data sources:

- 1A: OECD DAC on PSI. Gender marker 1: significant and 2: principal, as total.
- 1B: TOSSD published data.⁶
- 2: For PPPs, private-sector delivery mechanisms: OECD-DAC CRS channel codes 31000, 60000.
- Supplementary Information: Self-reporting. For the needs of reporting on innovative financing, the World Bank definition is applied.⁷

Assessment

1A. Part and amount of PSI in ODA⁸

According to the preliminary OECD data (press release, April 2019), in 2018, PSI in G7 ODA amounted to

5. The United States did not sign on to the Charlevoix Leaders' Communiqué or its annexes. However, the United States continues to prioritize innovative finance in our development agenda, and may report voluntarily on this area in future Progress Reports.

6. On a voluntary basis until TOSSD is formally established, and without prejudice to the future use of TOSSD as an indicator within the methodology (to be reviewed after formal establishment of TOSSD).

7. World Bank (2010), Innovative finance for development solutions, initiatives of the World Bank Group: “platforms that: 1) generate additional development funds by tapping new funding sources (that is, by looking beyond conventional mechanisms such as budget outlays from established donors and bonds from traditional international financial institutions) or by engaging new partners, such as emerging donors and actors in the private sector; 2) enhance the efficiency of financial flows, by reducing delivery time and/or costs, especially for emergency needs and in crisis situations; 3) make financial flows more results-oriented, by explicitly linking funding flows to measurable performance on the ground.”

8. PSI are calculated in flow basis. The percentages of PSI in total ODA indicated in the paragraph below are based on the ratio of total PSI data (institutional approach + instrument approach) on total ODA data (ODA grant equivalent subtotal + subtotal of PSI and debt relief in flow basis) from the OECD 2018 preliminary data (press release, April 2019).

USD 2.184 million. The UK is the largest provider of PSI in ODA, with a total of USD 1.087 million in 2018 (5.6% of total ODA). France reported USD 419 million (3.4% of ODA), followed by Canada with USD 334 million (7.2% of ODA), the EU institutions (USD 143 million, 0.9% of ODA), Japan (USD 101 million, 0.7% of ODA) and Germany (USD 100 million, 0.4% of ODA). Italy and the US did not report any PSI in ODA.

1B. Private capital and total PSI on TOSSD

Canada reported 49 million USD mobilized from the private sector through public intervention in TOSSD, or approximately 1% of TOSSD. PSI in TOSSD reached USD 269 million, or 5%.⁹ The EU reported USD 31.952 million as total TOSSD in 2017, including USD 5.173 million of mobilized private capital.

2. Volume of funding provided by G7 members through innovative initiatives and partnerships with PPPs and the private sector¹⁰

The EU reports that the amount of ODA through innovative initiatives and partnerships with PPPs and private sector for EU Institutions is USD 1,998.22 million in 2018.¹¹

3. Supplementary information

During the G7 meeting in 2018, under the Canadian presidency, the G7 Finance and Development Ministers supported innovative financing for development, and mobilized private capital towards the SDGs. On the margins of the joint ministerial meeting, they committed to collectively mobilize USD 3 billion in support of women’s empowerment and gender equality. The 2X Challenge: Financing for Women aims to inspire other DFIs and private capital to act in support of this effort. As of June 2019, 2X Challenge partners have committed USD 922 million, with the goal of raising a further USD 2.08 billion. In addition, the G7 Institutional Investors Leadership Initiative was launched on the margins of the G7 in June 2018 by major Canadian institutional investors to help address some of the big challenges that limit growth that works for everyone.

Canada used its G7 presidency in 2018 to raise the global profile of SDG financing, and to pursue practical action in areas that can scale up investment, foster collaboration, and spur innovative solutions. At the UN, Canada and Jamaica

led a Group of Friends of SDG Financing. In late 2018, it was announced that Marc-André Blanchard, Canada’s Permanent Representative to the UN, will co-facilitate the 7th High-Level Dialogue on Financing for Development. Canada’s development finance institution, FinDev Canada, was launched in February 2018, and has completed four investments to date, two of which qualify for the 2X Challenge: Financing for Women.

France, who holds the permanent secretariat of the Leading Group for innovating financing for development, has successfully developed innovative financing mechanisms, including the financial transaction tax (FTT), the solidarity levy on air tickets (TSBA), the “1% water”, “1% waste” and “1% energy” facilities, and debt-reduction and development contracts. The financial transaction tax and the solidarity levy on air tickets together brought in EUR 1 billion for ODA in 2017 and in 2018. They are a major source of funding for health programmes in the world’s poorest countries. In addition, in 2018, France launched a feasibility study for its first development impact bond on human development in sub-Saharan Africa.

In Italy, taxpayers have the option of donating EUR 5 to Italian research institutions and non-profit foundations out of every EUR 1,000 they owe in taxes. Moreover, Italians donate EUR 8 for every EUR 1,000 owed to either the Church or publicly funded social activities. Since 2009, Italy supports the Advance Market Commitments (AMC) with EUR 38 million per year until 2019. Italy has also supported the first Humanitarian Impact Bond launched by the International Committee of the Red Cross (ICRC), in order to provide innovative financing in conflict-affected countries.

To finance its ODA activities, Japan issued social bonds in the domestic market in 2016 through the JICA, with a total issuance amount of JPY 180 billion as of June 2019. The JICA has gathered support from domestic investors who value making a development impact through investment. The JICA bonds have attracted an increasing number of investors who aspire to make a contribution to achieving the SDGs. As the presidency of the G20, Japan took up innovative financing for sustainable development, and the G20 Osaka Leaders’ Declaration recognized the important role of innovative financing mechanisms for the implementation of the 2030 Agenda and the Addis Ababa Action Agenda.

9. TOSSD amounts for Canada cover 2018 flows. All amounts are preliminary estimates, as reporting for 2018 is not yet complete. Final 2018 figures may differ from those reported here.

10. Not available in the OECD CRS for 2018 (as of 22 July 2019).

11. This was calculated in the CRS of 2018 that will be sent to the OECD in order to be in line with the calculation of indicator 1a. The DAC CRS channel codes 31000 and 60000 were used.

////////////////////////////////////

The UK's (GBP 6.3 million) Impact Bond pilot programme (2017-2022) is supporting three projects that are using an impact bond approach. The UK funds climate bonds, through the Financial Sector Deepening programme in Africa (FSD Africa). The UK's Climate Bond Initiative funds work to build the regulatory environment for green bonds in both Kenya and Nigeria. As a result of this work, the first certified corporate green bond was issued in April 2019 (USD 41 million). The UK's Development Finance Institution (DFI) has developed a series of innovative investment strategies which seek to address persistent market failures in developing countries. Finally, the UK is a co-founder and

the largest donor to the Private Infrastructure Development Group, which is in the process of launching guarantee facilitators ('InfraCredit'), which seek to stimulate the market for local currency in high-impact infrastructure projects in low-income and emerging markets.

France, Italy and the UK are contributing to innovative mechanisms such as the International Finance Facility for Immunisation (IFFIm) that uses long-term pledges from donor governments to sell 'vaccine bonds' in the capital markets, making large volumes of funds immediately available for Gavi, the Vaccine Alliance, programmes.



US International Development Finance Corporation

The G7 has emphasized the need to prioritize development finance initiatives that are innovative and focus on mobilizing private capital, leveraging blended financial tools, and cultivating strategic partnerships globally.

Catalyzing momentum to shape development financing solutions for the future, a bipartisan group of US lawmakers introduced the Better Utilization of Investments Leading to Development Act (BUILD Act). After its passage in both legislative bodies, the BUILD Act was signed into law by President Trump on 5 October 2018. The legislation consolidates, modernizes, and reforms the US Government's development finance capabilities into the US International Development Finance Corporation (DFC).

The creation of the DFC presents a unique opportunity for the Overseas Private Investment Corporation (OPIC) and the USAID Development Credit Authority (DCA) to dramatically scale up the use of innovative financing tools. The new law also raises the total investment cap for the DFC to USD 60 billion—more than double OPIC's USD 29 billion investment cap.

In addition to the Agencies' current financial capabilities—loans, loan guarantees, political risk insurance and debt financing for investment funds—the new DFC will have the ability to make limited equity investments. This will give the US a “full suite” of financial tools, which will allow the DFC to better partner with allies for greater global development impact. Additionally, the new Agency will have the ability to provide technical assistance and conduct feasibility studies specific to development finance projects.

Through the DFC, which is expected to be operational on 1 October 2019, the US will have greater ability to create financially-sound alternatives to state-directed initiatives that can often leave developing countries worse off. In addition, the new Agency will be able to prioritize low-income and low-middle-income countries, where the DFC's financial tools can have the greatest impact.



© U.S. Overseas Private Investment Corporation

2 Economic development

In line with the 2030 Agenda, G7 members pay particular attention to LDCs, and focus their commitments to economic development on trade and development, improvements in infrastructure and climate investment—as major levers for the alleviation of poverty.

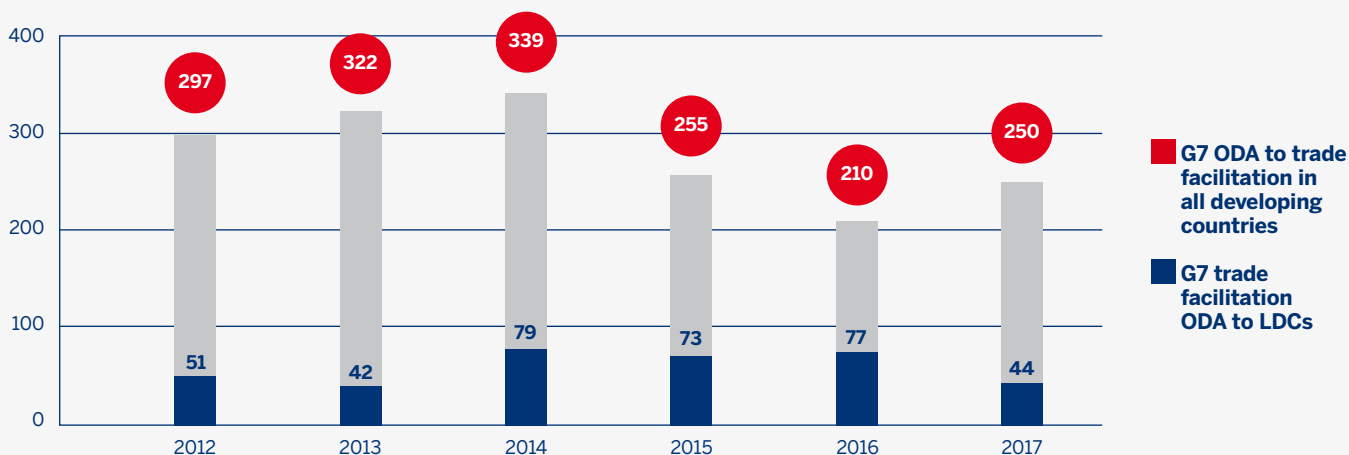
G7 members have been providing support to a wide range of activities in developing countries to meet commitments on trade and development, improvements in infrastructure, and climate investment. Much of this support has been in the form of financial or technical assistance, as well as building partnerships, and facilitating dialogue with regional economic communities and governments in developing countries. The G7's commitments reflect the cross-sectoral nature of the challenges faced by developing countries. For instance, setting up resilient and sustainable infrastructures in the context of climate change contributes to facilitating trade and sustainable growth. In this regard, G7 members worked actively to encourage partner countries and other stakeholders—such as multilateral and regional development banks—to align their infrastructure

investments and assistance with the 2016 G7 Ise-Shima Principles for Promoting Quality Infrastructure Investment.

Significant progress has been made in supporting good practices, and designing a more effective framework for quality infrastructure investment and global supply chain management. The G7 has emphasized awareness and the promotion of common principles, and the alignment of G7 investments with the Ise-Shima principles, as well as internationally recognized standards.

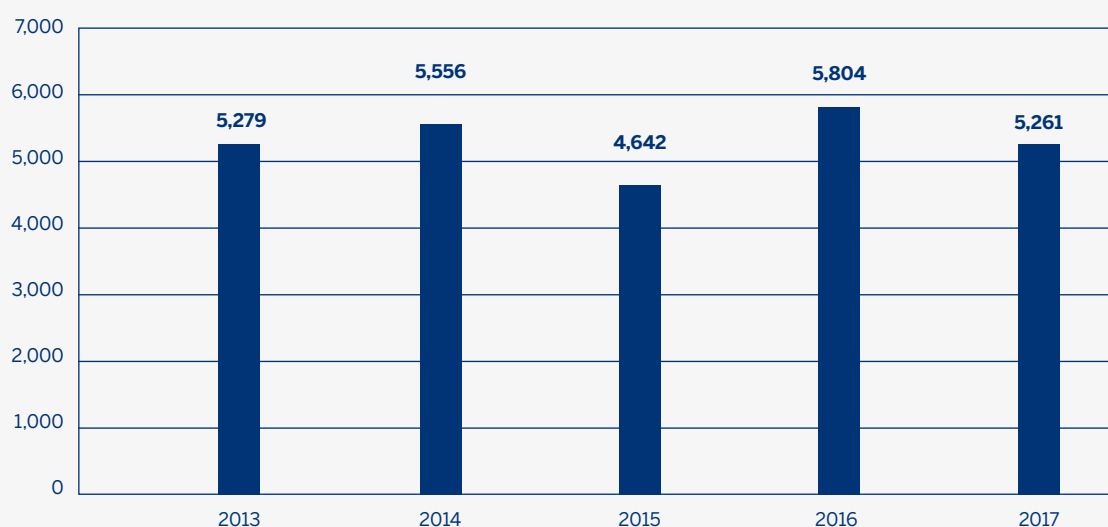
However, progress still needs to be made: while G7 members' contributions to the World Trade Organization (WTO) have been stable since 2016, they have decreased by almost 15% since 2013. In the same way, G7 members' financial contributions to trade facilitation in developing countries dropped by 15% between 2012 and 2017, and reached USD 250 million. Over the same period, the financial contributions to trade facilitation in LDCs also decreased, from USD 51 million in 2012 to USD 44 million in 2017.

Figure 2.1 – G7 countries' bilateral disbursements to trade facilitation in developing countries and in particular to LDCs, 2012-2017 (USD million)



Source: OECD DAC CRS code 33120 Trade facilitation.

Figure 2.2 – G7 donors-total Aid for Trade (Aft) bilateral disbursements to Africa 2013-2017 (USD million)



Source: OECD DAC CRS.

Note: The sector codes used are as reported in the ANNEX D of the OECD/WTO Aid for Trade at a Glance 2017.

Table 2.1 – G7 contributions to the WTO, 2013-2018 (USD million)

	2013	2014	2015	2016	2017	2018
Bilateral contributions						
Canada	5.9	5.7	5.3	5.1	5.1	5.1
France	8.8	8.7	8.0	7.7	7.6	7.6
Germany	18.0	17.9	16.6	15.0	14.5	14.3
Italy	7.3	7.0	6.2	5.8	5.5	5.4
Japan	9.7	9.7	9.1	8.6	8.5	8.3
UK	9.1	8.7	7.9	7.6	7.5	7.6
US	24.7	24.3	23.0	22.3	22.3	22.8
EU	-	-	-	-	-	-
G7 Total	83.5	82.1	76.2	72.1	70.9	70.9

Source: Members' contributions to the consolidated budget of the WTO Secretariat and the Appellate Body Secretariat.

Commitment 4 Trade and development



“We stand ready to continue to provide, within our current Aid for Trade commitments, substantial technical assistance and capacity building to help implement a WTO Trade Facilitation deal, in particular to the benefit of the Least Developed Countries. We will also be more transparent in reporting the aid we provide, and work with developing countries, especially the poorest, to ensure that resources are better matched to needs.”

Lough Erne 2013, G8 Leaders' Communiqué, para.17.



Indicators

Lough Erne Accountability Report methodology (to be applied correspondingly):

Baseline: 2012

Indicators:

- AfT disbursement figures for trade facilitation to LDCs.
 - Comparison of AfT spending areas with needs assessments or diagnostic studies.
- Data sources:**
- OECD CRS data, using data reported under the sector spending codes for Trade Facilitation.
 - Reports from WTO Trade Facilitation Committee on implementation progress.
 - G8 members' own information and statistical publications on aid spending.
 - Published trade diagnostics or needs assessments e.g. Diagnostic Trade Integration Study published by European Investment Fund or World Bank or United Nations Conference on Trade and Development (UNCTAD) needs assessments, regional AfT strategies, development support.
 - OECD/WTO AfT review (once every two years) that surveys developing countries' priorities on trade.

Assessment

According to OECD data, in 2017, G7 members disbursed a total of USD 250 million for trade facilitation in developing countries (see Figure 2.1). While their total contribution

dropped from USD 297 million in 2012 to USD 250 million in 2017, the share allocated to LDCs also decreased from USD 51 million in 2012 to USD 44 million in 2017. As a result, compared to 2012, ODA from G7 countries has decreased significantly (-16% for the developing countries, and -14% for the LDCs).

G7 members align their support to trade and development in developing countries through multilateral and bilateral channels.

At the multilateral level, G7 countries are involved in dialogue with international organizations such as the WTO, the OECD and the World Bank call for the need to better align AfT policies and with the WTO agenda. **Canada, France, Japan, the UK, the US, and the EU** have funded the implementation of the WTO Trade Facilitation Agreement (TFA) in various countries. **Germany** is also a member of the GATF, and has allocated EUR 5.25 million to support it. Similarly, EU trade facilitation assistance has been stepped up to mobilize EUR 400 million in support of the TFA over a five-year period, from entry into force of the Agreement in 2017. **Japan** has also provided around USD 6.66 million of assistance and capacity-building resources to assist developing countries in implementing the TFA in 2017. **The US** Agency for International Development (USAID) and Global Affairs Canada have committed USD 50 million and CAD 10 million respectively to support the implementation of the TFA through the creation of the Global Alliance for

Trade Facilitation. At the bilateral level, G7 members have worked with African and Asian countries to promote economic development, as 42 of the world's 47 LDCs are located in these two regions. The total disbursements for trade facilitation provided by the G7 to Africa amounted to USD 84 million in 2017. **Canada** has provided significant bilateral and regional trade facilitation support, including, but not limited to, CAD 12 million through TradeMark East Africa (TMEA), CAD 11 million through the International Finance Institution, CAD 20 million for the Caribbean Regional Assistance Centre, and CAD 13 million for Boosting Intra-African Trade Action Plan to Reduce Poverty. African and Asian countries received 60% of **German** AfT, and 64% from **the EU** (Africa continued to receive the largest share of EU AfT, with 42% of total, and Asia receiving 22%). **The UK** has been a major supporter of trade facilitation through TMEA, approving grants of GBP 288 million to date. The UK is also providing

GBP 38.5 million for an Asia Regional Trade and Connectivity Programme, which succeeds the USD 24.8-million South Asia Regional Trade and Integration Programme (2012-2018). The Addis Ababa Action Agenda recognizes international trade as an engine for inclusive economic growth and poverty reduction, which contributes to the promotion of sustainable development. In line with the 2030 Agenda, in which SDG 8.1 specifically provides for increasing AfT support for developing countries, AfT can contribute to economic diversification and the reduction of extreme poverty. The contribution to the implementation of the SDGs is becoming one of the main criteria for AfT. **Canada, Germany, and France** focus on promoting sustained, inclusive, and sustainable economic growth through AfT, and more particularly for fair trade, the fight against climate change, corporate social responsibility, empowerment of women, full employment, and decent work for all.

Commitment 5 Trade and infrastructure in Africa



“The G8 will work with African countries and regional economic communities to meet the AU’s target of doubling intra-Africa trade and reducing crossing times at key border posts by 50% by 2022. The G8 commits to provide increased support for project preparation facilities for African regional infrastructure programmes.”

Lough Erne 2013, G8 Leaders’ Communiqué, paras. 19-20.



Indicators

Collective assessment.

Baseline: June 2013

Indicators:

- Improvements at key designated border crossings, regardless of whether they are achieved through improvement in policy or infrastructure, where there is currently concerted action by the G8.
- Continuing G8 support for intra-Africa trade.
- G8 Members’ contributions to regional project preparation facilities.

Data sources:

- G8 members own records of activities
- Infrastructure Consortium for Africa Annual Report
- The NEPAD Infrastructure Project Preparation Facility (IPPF) Annual Report
- EU-Africa Infrastructure Trust Fund (ITF) Annual Report

Assessment

Although satisfactory results were achieved in reducing key border crossing times in some African areas, it is difficult to generalize for the continent. Furthermore, G7 disbursements to AfT did not increase between 2013 and 2017. Despite a slight increase in intra-African trade, from 14,5% to 16,7% between 2013 and 2017¹², much still needs to be done to reach the AU’s target of doubling the percentage of intra-African trade by 2022: at this

stage, G7 countries’ commitment on trade and infrastructure in Africa is therefore assessed as below expectations.

1. Improvements at Key Border crossings

Integrated border management projects were implemented by TMEA in ten “one stop border posts” (OSBPs) in East Africa, funded, inter alia, by **Canada, the UK, and the US**. They contributed to the reduction in average freight transit times from Mombasa, Kenya to Kampala, Uganda through the Northern Corridor from 21 days in 2010 to four days in 2016 (six days in 2015). The northern corridor is East Africa’s main transport route, which begins at Kenya’s port of Mombasa and extends across five countries.

Germany is specifically supporting improvements at the border crossings in Kasumbalesa (Democratic Republic, or DRC, of the Congo and Zambia), and along the Dakar-Bamako trade corridor, through the Trade for Development Fund, financed by the BMZ. The EU funds single cross-border posts in Togo or in Zambia, for example, to improve the cross-border commercial transactions.

France, through the French Development Agency (AFD), has provided financing for major African infrastructure that contributes to regional trade, such as the enhancement of the road network in Côte d’Ivoire which facilitates regional exchanges with Burkina Faso, Ghana, and Mali.

12. Total of African countries’ exports toward other African countries, according to the UNCTAD.

2. Intra African trade

The aggregate of G7 disbursements to Africa on Aid for Trade, as defined by the OECD and the WTO, remained stable between 2013 and 2017 at USD 5.3 billion, with a low reached in 2015 at USD 4.6 billion. Over the same period, regional trade increased, but further efforts are needed to meet the AU target of doubling the percentage of intra-African trade, to reach 22% by 2022. According to the UNCTAD, intra-African trade represents 16.7% of African goods in 2017, compared to 14.5% in 2013.

Canada continued to fund TMEA, the African Development Bank, and the International Finance Corporation, among others, to boost intra-African trade, reduce barriers to regional trade in food in West Africa, and access to regional markets. France contributed to the rise in “Economic Infrastructure and Services” by increasing its disbursement to Africa from USD 445.3 million to USD 494.9 million between 2013 and 2017. **Italy** co-financed AFRITAC (Africa Regional Technical Assistance Center), an International Monetary Fund (IMF) programme, for a total contribution of EUR 2.9 million, and has supported Somalia by mobilizing EUR 1.5 million for the Somalia Infrastructure Trust Fund, administered by the African Development Bank.

3. Regional project preparation facilities

Canada, Germany, and the UK have continued to fund the NEPAD - IPPF, which approved 12 grants in 2016 and 2017 in support of project preparation in Africa for regional infrastructure projects in the energy, transport, and information and communications technology sectors.

France, through AFD, in collaboration with the Development Bank of Southern Africa (DBSA), also continued to finance

the NEPAD Project Preparation and Research Facility (PPFS Fund), to support Africa’s development by facilitating the implementation of the NEPAD strategy.

Germany provided a further EUR 13.5-million commitment in 2017 to the “Southern African Development Community (SADC)-Project Preparation Development Facility (PPDF)”, which aims at creating an environment conducive to investment through the preparation of bankable infrastructure projects.

Japan has supported the formulation of strategic master plans of regional corridors, and promotes region-wide development, such as the East African Northern Corridor, the Nacala Corridor, and the West Africa Growth Ring.

The US, through the US Trade and Development Agency (USTDA), has expanded support for project preparation regionally in Africa by 156% since 2013, and funded the preparation of 126 projects in 18 countries. USTDA formally partnered with three regional development banks to expand access to, and ability to fund, well-prepared infrastructure projects. These include the African Development Bank, the DBSA, and the Industrial Development Corporation of South Africa. Through Power Africa, the US Government has a formal partnership with NEPAD to support its Africa Power Vision projects and transaction advisors.

The EU continued to support the EU-ITF, and approved 16 grants (EUR 147 million) in 2016-2018 to support project preparation and investments in Africa, including those in support of the “Sustainable Energy for All (SE4ALL)” initiative.

Commitment 6

Quality infrastructure investment



“We strive to align our own infrastructure investment with the G7 Ise-Shima Principles for Promoting Quality Infrastructure Investment, as set out in the Annex. We further encourage the relevant stakeholders, namely governments, international organizations, including MDBs, and the private sector, such as in PPP projects, to align their infrastructure investment and assistance with the Principles, including the introduction and promotion of a transparent, competitive procurement process that takes full account of value for money and quality of infrastructure.”

Ise-Shima 2016, G7 Ise-Shima Leaders' Declaration, p. 9.

Score



Good

Progress: New

Indicators

Baseline: 2016

Indicators:

- G7 members' effort to promote quality infrastructure investment at the project level, striving to align their own infrastructure investment with the G7 Ise-Shima Principles. (In particular, G7 members' experiences and best practices which provide characteristics of the infrastructure projects/programs conducted and are in line with the elements listed in the G7 Ise-Shima Principles).
- G7's effort to encourage the relevant stakeholders (governments, international organizations, including multilateral development banks (MDBs), and the private sector, such as in PPP projects) to align their infrastructure investment and assistance with the Ise-Shima Principles (Support, adoption or reference of, as well as actions on the elements of the Ise-Shima Principles by relevant stakeholders).

Data sources:

- Self-reporting.
- Documents of other international fora supporting the elements of the G7 Ise-Shima Principles.

Assessment

1. Promoting quality infrastructure investments in G7 members' policies

G7 countries have made significant progress to support high-quality infrastructure in their policy work and development programming in the infrastructure sector. They committed to conduct policies which take into account inclusiveness, regional connectivity, effective governance, and economic efficiency. G7 members also engaged in ensuring that their infrastructure programmes are resilient and sustainable in the face of climate change.

France submits every project financed through AFD, including infrastructure projects, to a screening in six areas, consistent with the Ise-Shima principles. France is fully engaged in the implementation of the Paris Agreement, and ensures that all AFD Group's interventions are fully in line with it. Since 2017, all its financing, in each country, must be consistent with the low-carbon long-term trajectories of its partners.

The **German** Development Cooperation is supporting multiple infrastructure projects in partner countries; the projects are aligned with high quality standards. One example is the solar power complexes in Ouarzazate and Midelt in Morocco, which will produce green energy for over 1.3 million people. Germany contributes EUR 829 million to this project, which costs EUR 2.2 billion in total. In addition,

Germany strongly supports the strengthening and application of safeguards and performance standards in bilateral and multilateral development banks, including with regard to infrastructure projects.

Japan has promoted quality infrastructure development actively. The “Expanded Partnership for Quality Infrastructure” initiative aims to provide approximately USD 200 billion in public and private capital from 2017 to 2021 to infrastructure projects across the world, including those for natural resources and energy. In 2018, Japan also established a new global financing facility at the Japan Bank for International Cooperation, which supports infrastructure projects that contribute to global environmental preservation.

The UK’s infrastructure programmes work to strengthen partner governments’ capacity for planning, designing, and implementing infrastructure projects, and mobilizing finance to support quality infrastructure in the poorest and most fragile countries. The UK has also supported the international development Principles for the Infrastructure Project Preparation Phase to help improve the development of bankable, sustainable infrastructure projects.

In 2017, **USAID** adopted a new operational policy to improve the quality of its infrastructure investments, requiring the identification of all construction activities early in the planning of programmes, and the assessment of the procurement and implementation approach against best practices. When fully implemented, the policy will help ensure USAID investments in infrastructure are locally appropriate, consider social and environmental impacts, are operationally sustainable, and support national and regional strategies for development.

Building on “sustainable transport infrastructure” standards and definitions that were set in 1997, the **European Commission** is currently developing a General Assessment Framework/Toolkit on quality requirements that are common to all investment projects across infrastructure sectors, and developing Specific Quality Assessment Frameworks/Toolkits for investment projects in transport (e.g. roads, rail, waterways/maritime, aviation), energy, and digitalization.

2. Promoting quality infrastructure investments among G7 members’ partners

G7 members worked actively to encourage partner countries and other stakeholders—such as multilateral and regional development banks—to align their infrastructure investments and assistance with the Ise-Shima Principles.

In 2019, they all engaged, along with G20 members, to build on past commitments, to develop a shared understanding of quality infrastructure under the leadership of Japan’s G20 presidency, leading to the endorsement of the G20 Principles for Quality Infrastructure Investment. G7 countries also committed to using their development capital, and to granting money to leverage additional private sector investment in infrastructure projects, including in some of the poorest and most fragile countries.

Canada supported the G20 priority to mobilize the private sector to scale up investment in quality infrastructure in developing countries. Prime Minister Trudeau announced in September 2018 that Canada will contribute CAD 20 million to the Global Infrastructure Hub (GI Hub) to establish Toronto as the centre of its North American operations. The GI Hub brings together public and private investors to share best practices and experiences, and develop critical, quality infrastructure projects that benefit people, strengthen their communities, and connect global markets. These projects fuel long-term economic growth, while supporting the transition to a low-carbon economy, and making progress towards achieving the United Nations’ SDGs.

France founded the STOA investment vehicle with capital from the Caisse des dépôts and AFD (EUR 600 million) in 2017, intended to provide long-term investment to infrastructure and energy projects in Africa, with high added value, respecting high environmental standards. STOA will be leveraging around EUR 8 billion in private capital. For now, STOA has invested EUR 29 million to fund a hydroelectric dam in Cameroon.

On **Japan’s** initiative, the Japanese G20 presidency took a leadership role in formulating the “G20 Principles for Quality Infrastructure Investment”, as a G20 common strategic direction and high aspiration. These Principles highlight infrastructure governance as one of their key elements, which include openness, transparency, and debt sustainability. They also emphasize economic efficiency in view of life-cycle cost, environmental and social considerations, and resilience against natural disasters. In 2018, the Asia-Pacific Economic Cooperation (APEC) economies endorsed the revision of the “APEC Guidebook on Quality of Infrastructure Development and Investment”. It is the first attempt in APEC to compile the key elements in development and investment in quality infrastructure, including transparency, openness, economic efficiency, and fiscal soundness.

The UK worked to support partner governments to develop their own tools, processes, and capacity to follow the principles for quality investment. A number

of programmes focus on strengthening the legal and regulatory framework, government capacity, and the enabling environment for infrastructure. For instance, the UK set up the Nepal Centre for Inclusive Growth, and has supported the government of Nepal to help negotiate complex infrastructure projects.

The US continued to promote quality infrastructure investments in emerging economies through the USTDA by providing funding for project preparation and partnership-building activities that develop sustainable infrastructure and foster economic growth in emerging economies. From 2016-2018, the USTDA funded 178 project preparation grants to build quality infrastructure in over 35 countries. Through the USTDA Global Procurement Initiative,

the US has launched six country partnerships in Brazil, Colombia, the Dominican Republic, Mexico, Panama, and the State of Maharashtra in India.

The **European Commission** was particularly active in promoting the concept of quality infrastructure in international fora and conferences. It organized, in collaboration with **Japan** and United Nations Office for Project Services (UNOPS), high-level side events on the margin of United Nations General Assembly (UNGA) meetings on Quality Infrastructure and Quality Infrastructure Financing. In addition, the European Commission has included the topic in the dialogue of the Joint Africa EU Strategy with the AUC.

Commitment 7

Responsible global supply chains



“We will strive for better application of internationally recognized labour, social and environmental standards, principles and commitments ..., increase our support to help SMEs develop a common understanding of due diligence and responsible supply chain management ..., strengthen multi-stakeholder initiatives in our countries and in partner countries ..., support partner countries in taking advantage of responsible global supply chains. We also commit to strengthening mechanisms for providing access to remedies including the National Contact Points (NCPs) for the OECD Guidelines for Multinational Enterprises...”

Elmau 2015, Leaders’ Declaration G7 Summit, p. 6.

We commit to striving for better application and promotion of internationally recognized social, labor, safety, tax cooperation and environmental standards throughout the global economy and its supply chains.

Taormina 2017, Leaders’ Communiqué, para. 22.



Indicators

Collective assessment

Baseline: 2015

Indicators:

- Support offered to multi-stakeholder initiatives (MSIs) in G7 countries and in partner countries (separately counted), participants and wider geographical reach of MSI.
- Funding or other support to partner countries in taking advantage of responsible global supply chains.
- Funding or other support to SMEs to understand due diligence and responsible supply chain management.
- Number of offers to host and/or attend voluntary G7 NCP peer reviews among all NCPs.
- Number of G7 NCP peer learning activities.

Baseline: 2017

Indicators:

- Implementation of obligations under Multilateral Environmental Agreements to which each G7 country is a party, and from which it has not expressed its intention to withdraw.
- Increase in national compliance with and promoting respect for internationally recognized labor rights, as described in the International Labour Organization (ILO)

1998 Declaration of Fundamental Principles and Rights at Work.

Data sources:

- OECD
- ILO
- World Bank Reports
- Self-reporting

Assessment

1. Promotion of responsible global supply chains from G7 countries through support to MSIs, and through funding or other support to partner countries and to SMEs

All G7 countries are committed to working with stakeholders promoting responsible business conduct, and are active in supporting partner countries in taking advantage of responsible global value chains. For instance, G7 members actively support the Extractive Industries Transparency Initiative (EITI) for strong governance standards in the extractive sector. A particular attention is also given to achieving sustainable supply chains for commodities associated with deforestation through the 2015 Amsterdam Declarations Partnership (France, Germany, Italy, and the UK), the Tropical Forest Alliance

2020 (the UK and the US) or the Cocoa and Forest Initiative (Germany and the UK). France, Germany, the UK, and the EU also fund the Central African Forests Initiative (CAFI), a North-South multilateral partnership concluded with African countries, and dedicated to the protection of the equatorial forests of Africa. In addition, Germany, France, the EU, the UK, and the US have provided funding to the G7 “Vision Zero Fund” (VZF) initiative to prevent work-related deaths, injuries, and diseases in sectors operating in, or aspiring to join, global supply chains. As a multi-donor trust fund, the VZF is implemented by the ILO, and currently operates in seven partner countries, including Ethiopia, Madagascar, Myanmar, and Tunisia.

As an example of **Canada**'s support in this area, Canada provided CAD 19 million from 2016-2022 to support the Mennonite Economic Development Associates' work in supporting micro, small, and medium enterprises (MSMEs) in the Amhara region of Ethiopia, focusing on the rice, vegetable, and gemstone markets, to improve, particularly women-led, business performance. Canada has increased advocacy on gender equality and women's rights: at the Kimberley Process Certification Scheme, Canada is advocating for an expanded definition of a conflict diamond to include issues such as widespread and systematic violence.

France supports inclusive entrepreneurship at home and abroad, notably in Africa, through the Investment and Support Fund to Enterprises in Africa (FISEA, EUR 50 million per year), aimed at financing sixty projects, and creating more than 100,000 jobs on the African continent over the next five years. France also provides funding to its Trade Capacity Building Programme (PRCC) with EUR 30 million for 2017-2019, which has financed projects such as the Forest North Congo Project (EUR 7.5 million for 2019-2023). France also supports MSIs, such as the Fair Trade France platform (EUR 595,000 for 2017-2019) or the awareness campaign for human rights at work, led by Ethics on the Label (Éthique sur l'étiquette), with EUR 434,281 for 2019-2021.

Germany supports and funds numerous MSIs in a variety of supply chains, such as the Partnership for Sustainable Textiles' Secretariat, and its initiatives in partner countries, the German Initiative on Sustainable Cocoa, as well as the German Forum for Sustainable Palm Oil. Germany implements multiple initiatives and projects in partner countries, and at the regional or international level, to support sustainable global supply chains, for example for cocoa in Côte d'Ivoire (EUR 21 million for 2018-2023), cotton, coffee, soya, palm oil, nuts, orange juice, etc. In 2017, Germany implemented the NAP Helpdesk for Business and Human Rights to support enterprises with regard to their human rights due diligence requirements.

Italy co-financed in 2015, with EUR 200,000 the ILO project, “Support for a national employment injury insurance scheme for Bangladeshi workers in the ready-made garment and the supply-chain sectors”; expected outcome: Creating and extending the social protection floor by 2019. In 2019, Italy launched a pilot project on traceability in the textile supply chain using blockchain technology, intended to be a contribution to the United Nations Economic Commission for Europe (UNECE) project “Advancing traceability and transparency of sustainable value chains in the garment and footwear sector”. In collaboration with UNIDO, Italy is currently financing the initiative on supporting the coffee value chain in Ethiopia, and working in investment promotion and development of MSMEs in Mozambique.

Japan contributed to promoting development of ethical and sustainable global supply chains in the South Asia region through the ILO's development cooperation project to improve working conditions of “invisible” workers, such as home-based workers and workers in micro-enterprises. The JICA implemented several technical cooperation projects, which aim to develop a safe horticulture value chain in Indonesia, Vietnam, Lao People's Democratic Republic and Myanmar. One of the key components of the projects is proper use of agricultural chemicals, which contributes to minimization of not only human health risks but also of the environmental burden, especially to agricultural fields.

The UK is working in partnership with businesses to accelerate progress, and to help smaller businesses take action through the Government's Business Against Slavery Forum, chaired by the Home Secretary. The UK is continuing to support a number of initiatives and partnerships to help promote responsible supply chains through the Responsible, Accountable and Transparent Enterprise Programme (GBP 30.3 million, 2014-2020) including support to the Ethical Trading Initiative, UN Global Compact, and targeted research, technology and innovations to support better reporting in supply chains (i.e. Fairtrace, ISEAL Alliance Innovation Fund). The Modern Slavery Innovation Fund (GBP 6 million, 2017-2019) has been testing innovative approaches to tackling modern slavery.

The US funds institutional strengthening for the International Conference on the Great Lakes Region (ICGLR), including the establishment of an Independent Mineral Chain Auditor, and the deployment of the ICGLR's Regional Certification Mechanism. Additionally, the US is part of the multi-sector Public Private Alliance for Responsible Minerals Trade, to encourage responsible sourcing from the region. The US provided multimillion-dollar funding to address conflict minerals under its Responsible Mineral Trade initiative.

The EU's Development action puts a particular focus on value chains with higher risks of adverse impact, such as garments, conflict minerals, and timber. A focus in the garment sector is to improve transparency and traceability in the value chains, as outlined as one priority area in the 2017 Commission Staff Working Document. Recent actions in this area include programmes such as “Enhancing decent work, transparency and traceability for sustainable garment value chains” in 2018 (EUR 19.5 million) and “Promoting responsible value chains in the garment sector” in 2017 (EUR 16.5 million). Another relevant programme linking MSMEs to global value chains is the ITC Ethical Fashion Initiative (EUR 10 million, 2017). The objective is to strengthen fashion value chains and boost job creation in Burkina Faso and Mali. The goal is to build a responsible fashion industry by connecting talented artisans—the majority of them women—to the international fashion industry.

2. Numbers of G7 NCPs peer reviews and peer learning activities

Canada hosted its own peer review in 2018, and attended two peer learning events hosted by the US (2017) and Netherlands (2018) NCPs. Canada will participate in two peer reviews in 2019-2020, and will host a peer learning event in 2020. The **French** NCP has so far attended seven peer learning activities, and has voluntarily offered to host or attend five G7 NCP peer reviews. **Germany's** National Contact Point hosted its own peer review during the target period. It also participated in a peer learning event of the US NCP and hosted a peer learning event with the French NCP. **Italy** organized a peer learning activity that hosted thirteen NCPs in 2016. That same year, the Italian NCP was reviewed. The Italian NCP also took part in two peer learning activities in the US and in Morocco. **Japan's** NCP attended the peer review of the Italian NCP in 2016. Since 2017, the UK NCP has participated in two OECD peer reviews, and was reviewed in 2018. The US hosted its own NCP peer review in September 2017, and participated in four OECD peer reviews.

3. Application of a commitment to strive for better application and promotion of internationally recognized social, labour, safety, tax cooperation, and environmental standards throughout the global economy and its supply chains

Most G7 countries remain firmly committed to the Kyoto Protocol and the Paris Agreement. They also support the UN Global Compact, and have ratified, or are in the process of ratifying, the Protocol of 2014 to the Forced Labour

Convention. Many G7 members have produced a National Action Plan on Business and Human Rights, implementing the UN Guiding Principles on the matter.

Canada provides funding to the Global Environment Facility (GEF), an independent financing mechanism that was established to support developing countries in implementing actions under the United Nations Convention on Biological Diversity (CBD), the UN Convention to Combat Desertification, the UN Framework Convention on Climate Change, the Stockholm Convention on Persistent Organic Pollutants, and the Minamata Convention on Mercury. Furthermore, Canada is moving forward with consultations to consider potential legislation on eliminating forced and child labour in supply chains.

France has a strong national framework for responsible global supply chains: the 2014 Law on the Social and Solidarity Economy provides an enabling and encompassing regulatory framework to better support traditional social and solidarity economy organizations and new social enterprises. The 2017 Law on duty of vigilance requires subject companies to establish mechanisms to prevent human rights violations and environmental impacts throughout their chain of production, including for their subsidiaries and companies under their control. In its 2017 Climate Plan, France adopted a new national strategy “to end the import of forestry or agricultural products contributing to deforestation—including indirect land use changes”, aimed at reaching the goal of deforestation-free supply chains by 2030. France’s commitment to sustainable development also translates through AFD’s decision to become “100% Paris Agreement-compatible” and “100% social link” in 2017.

Germany is currently in the process of developing a programme of measures to reach its climate targets. Germany also funds the regional ILO project, “Labour Standards in Global Supply Chains in Asia” (2015-2019), and the ILO Better Work Programme (2017-2020) to improve compliance with social and labour standards in the textile and garment sector in our partner countries. Further, Germany supports the ILO-International Programme on the Elimination of Child Labour programme to combat child labour with annual funding.

Japan is in the initial stage of developing the National Action Plan on Business and Human Rights, and organized consultation meetings with multi-stakeholders on topics related to business and human rights, including the topic of supply chains.

The UK was the first country to require businesses to report on the steps they have taken to tackle modern slavery through the Modern Slavery Act (2015). Building on the Prime Minister's 2017 Call to Action to End Modern Slavery¹³, now endorsed by more than 80 countries, the UK jointly launched the 'Principles to Combat Human Trafficking in Global Supply Chains' with the US, Canada, Australia and New Zealand, at the UNGA in September 2018. To go even further, the Prime Minister launched the Commonwealth Standards Network at the Commonwealth Summit in April 2018. The UK is funding the development of the High Carbon Stock Approach Standard, which is providing companies in the palm oil, cocoa, and rubber industries with a new industry standard and operational tool to implement voluntary zero-deforestation policies.

The US is working to support implementation of MEAs by other countries through initiatives like the State Department's Mercury Program. This programme supports the implementation of the Minamata Convention by working to reduce the use of mercury in, and mercury emissions from, various sectors, including artisanal and small-scale gold mining and coal-fired power plants. The US also encourages alignment with the ILO Declaration through the Environmentally Preferable Purchasing Program and the Dodd-Frank Act.

The EU, since 2017, has implemented the project *Capacity-Building Related to Multilateral Environmental Agreements in ACP Countries—Phase 2* to promote environmental sustainability in African, Caribbean, and Pacific countries.

13. <https://delta87.org/call-to-action/>



Kenya, Uganda deepen trade ties with the Busia One Stop Border Post

Edna, a Kenyan small-scale trader in the border town of Busia who frequents Uganda, has found renewed drive to carry on with her business, and has ended years of cat-and-mouse games with police officers and border officials. Unwilling to pass through the gazetted routes, Edna, and many others, would use clandestine but dangerous routes to ferry goods across the Kenyan/Ugandan border to avoid harassment and payment of bribes. At times she would hire a man and a wheelbarrow to transport her goods through rough terrain, away from the main road network, taking days to cross the border. If she bumped into police officers doing random surveillance, they would confiscate all her goods, take the money she had and sometimes beat her.

Edna is among over 20,000 small-scale traders in Kenya and Uganda now growing their fortunes by

freely trading across the border, thanks to the new OSBP. Through the OSBP, a simplified trading regime is being implemented. This regime is enshrined within the East African Customs Union, and allows for traders with goods valued at USD 2,000 and below to cross borders without paying any duty. Through different partners, the traders are familiarised with the regime and the regulations and procedures for cross border trade. In addition, the border agencies have structured dialogue with traders like Edna through the joint border management committees. These have built trust and a platform through which traders can report any challenges they face, and have them resolved.

The Busia OSBP, unveiled in February 2018 by Presidents Kenyatta of Kenya and Museveni of Uganda, combines two national border controls into one, reducing the time to clear goods and people across the border. Surveys indicate that since its launch, the average time to cross the Busia border has reduced by 84%.

Since 2010, TMEA has supported 13 OSBPs in East Africa, investing about USD 117 million in OSBPs and access roads. Establishing the Busia OSBP has increased access to markets and facilitated the movement of cargo along the Northern Corridor. Construction of the Busia OSBP was carried out with funding of USD 11.7 million from the UK, while the systems and other related soft infrastructure, equivalent to USD 1.2 million, was funded by Canada.



© TradeMark East Africa

3 Health

With the adoption of the 2030 Agenda, and SDG3 specifically, world leaders committed to ensure healthy lives and promote well-being for all at all ages, acknowledging that health is a precondition for, and an outcome and indicator of, all three dimensions of sustainable development. G7 leaders are committed to increasing global awareness and international cooperation to achieve SDG 3, by promoting national, regional, and global collaborative frameworks, such as the Global Action Plan for Healthy Lives and Well-Being for All.

G7 leaders attach the utmost importance to global health issues, and have committed to ambitious targets in the past decades. Since 2011, total disbursements for health from the G7 members (including bilateral aid and multilateral contributions to health institutions) increased by more than 20%, from USD 15.8 billion in 2011 to USD 19.0 billion in 2017. G7 members' mobilization against global infectious diseases has especially resulted in an overall significant increase of their contributions to multilateral initiatives and funds, as shown below in Tables 3.2 and 3.3, and in Figures 3.1 and 3.2. Among those, the Global Fund has saved 27 million lives. It has reduced by one third the number of deaths caused by AIDS, tuberculosis and malaria since its creation by providing antiviral therapy for HIV for 17.5 million people, tuberculosis treatment to 5 million people and distributing 197 million mosquito nets to 140 low- and middle-income countries (LMICs) since 2002. The Global Fund is of historical major importance for the G7 members: between 2006 and 2018, their contributions have accounted for 78% of the Fund's total contributions. Between 2011 and 2018, G7 member's financial support to the Global Fund and to UNAIDS to fight HIV-related stigma and discrimination, and increase access to HIV testing and treatment have increased, respectively, by 190% and 14% (see Table 3.2 and Figure 3.1). In the same way, G7 members' contributions to the Global Polio Eradication Initiative (GPEI) increased by 30% between 2011 and 2017 (Figure 3.2).

G7 members also strongly support improvements of the global health system, including through promoting Universal Health Coverage (UHC) and Health Systems Strengthening (HSS). Their support to the World Health Organization (WHO) has been consistent over the years.

Between 2015 and 2019, G7 members' total contributions to the WHO's Health Emergencies Programme (WHE), Contingency Fund for Emergencies (CFE) and the World Bank's Pandemic Emergency Financing Facility (PEF) exceeded USD 1.5 billion. In 2016, G7 members pledged to support 76 countries worldwide in strengthening their health care systems and implementing the WHO International Health Regulations (IHR). All G7 countries have developed their national antimicrobial resistance (AMR) action plans consistent with the WHO Global action plan on AMR, and most of them are supporting, bilaterally or multilaterally, LMICs in developing their own plans. According to the Global Database for Antimicrobial Resistance Country Self-Assessment in December 2018, 60% of countries had implemented a multi-sectoral national action plan, and 33% have a plan in development.

All in all, since 2015, G7 members' commitments to improving health conditions worldwide reflect a more integrated approach, in line with the 2030 Agenda, and a comprehensive conception of health. Support for key and historical priorities such as infectious diseases, immunization, polio eradication and women's, girls', children's, and adolescents' health was successively reiterated in Elmau (2015), Ise-Shima (2016), Taormina (2017) and Charlevoix (2018). In 2016, the Japanese presidency declared the achievement of access to UHC as a crucial objective of the G7, and the G7 Ise-Shima Vision for Global Health highlighted health as the foundation of economic prosperity and security.

Although remarkable progress has been made especially in reducing preventable deaths of newborns and children under 5 years old, increasing the coverage of HIV treatment and reducing the number of deaths from tuberculosis, significant challenges still need to be addressed, such as the prevalence of malaria and drug-resistant tuberculosis, poor health systems impeding the access to essential health services, unpreparedness for health emergencies, an increase of non-communicable diseases, and the persistence of unacceptably high child and maternal mortality ratios, despite an increase of 31% of G7 contributions to reproductive, maternal, newborn and child health (RMNCH) between 2015 and 2017.

Table 3.1 – G7 ODA disbursements to health, 2011-2017 (USD million)

Year	2011	2012	2013	2014	2015	2016	2017
Bilateral contributions*							
Canada	669	663	769	617	426	445	524
France	213	193	302	565	168	287	172
Germany	406	425	501	518	517	610	711
Italy	87	48	55	67	77	66	124
Japan	436	508	423	383	388	466	523
UK	1,520	1,711	2,013	2,063	1,559	1,424	1,716
US	7,303	7,138	7,571	7,562	7,499	8,155	9,023
EU	659	543	632	630	580	732	928
G7 total (bilateral)	11,293	11,230	12,266	12,406	11,213	12,186	13,721
Including CRS code 121**	1,065	893	1,071	1,298	927	1,296	1,364
Imputed multilateral contributions***							
G7 total multilateral****	4,515	4,758	5,670	5,751	4,209	5,234	5,275

Source: OECD DAC Secretariat "CRS" and "Members' total use of the multilateral system".

Notes: * Includes the sector code 120: I.2. and 130: I.3. Population Pol./Progr. & Reproductive Health.

**Sector code 121: I.2.1. Health, General, Total.

*** Imputed multilateral contributions for health as a share of total contributions to: African Development Bank (AfDB), African Development Fund (AfDF), Asian Development Bank (AsDB), Inter-American Development Bank (IDB), EU Institutions, Food and Agriculture Organization (FAO), Joint United Nations Programme on HIV and AIDS (UNAIDS), United Nations Development Programme (UNDP), UNECE, United Nations Population Fund (UNFPA), United Nations Children's Fund (UNICEF), United Nations Peacebuilding Fund, United Nations Relief and Works Agency for Palestine Refugees in the Near East (UNRWA), World Food Programme (WFP), WHO (assessed contribution & core voluntary contributions account), World Bank Group, including International Development Association (IDA), Gavi, GEF, Global Fund, IFFIm, Pan American Health Organization (PAHO).

**** EU excluded to avoid double-counting.

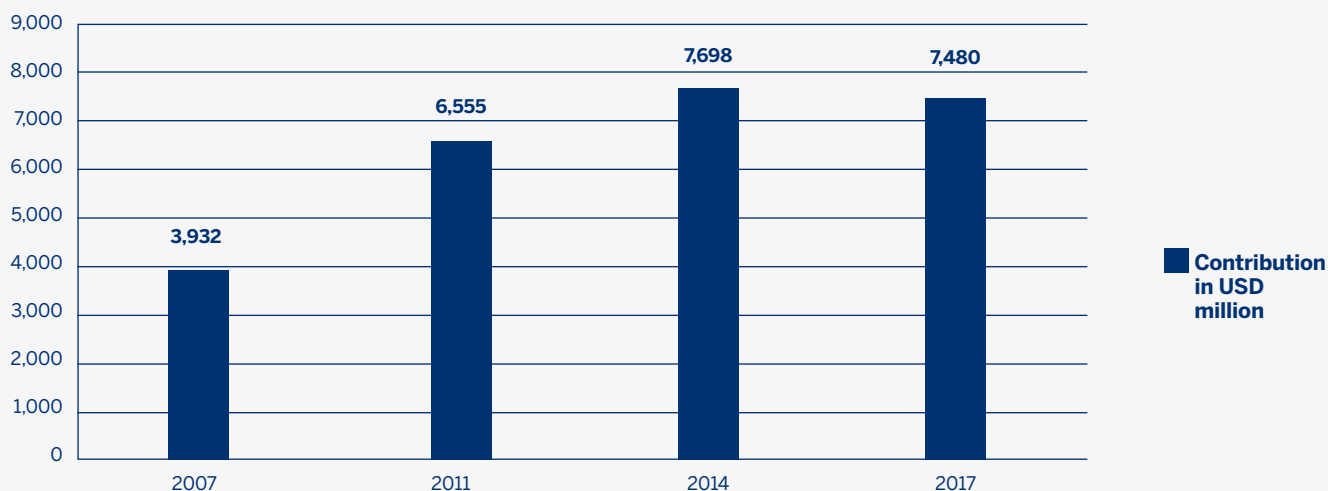
Table 3.2 – G7 contribution to the Global Fund, 2006-2019 (USD million)

Replenishment period	2006-2007	2008-2010	2011-2013	2014-2016	2017-2019*
Bilateral contributions					
Canada	221.2	413.5	533.0	612.3	615.7
France	681.8	1,246.2	1,360.6	1,394.4	1,212.0
Germany	204.8	849.4	796.8	903.8	953.9
Italy	360.8	186.9	-	135.9	157.1
Japan	316.2	625.1	579.4	800.0	800.0
UK	385.6	571.1	847.9	1,309.5	1,569.2
US	1,192.4	2,766.3	3,679.5	3,844.6	4,300.0
EU	268.5	414.3	430.1	502.9	533.0
G7 total	3,631.2	7,072.8	8,227.3	9,462.6	10,644.7

Source: The Global Fund.

* For the 5th replenishment (data updated in July 2019).

Figure 3.1 – International HIV/AIDS assistance from the G7 (USD million)



Source: Kaiser Foundation/UNAIDS.

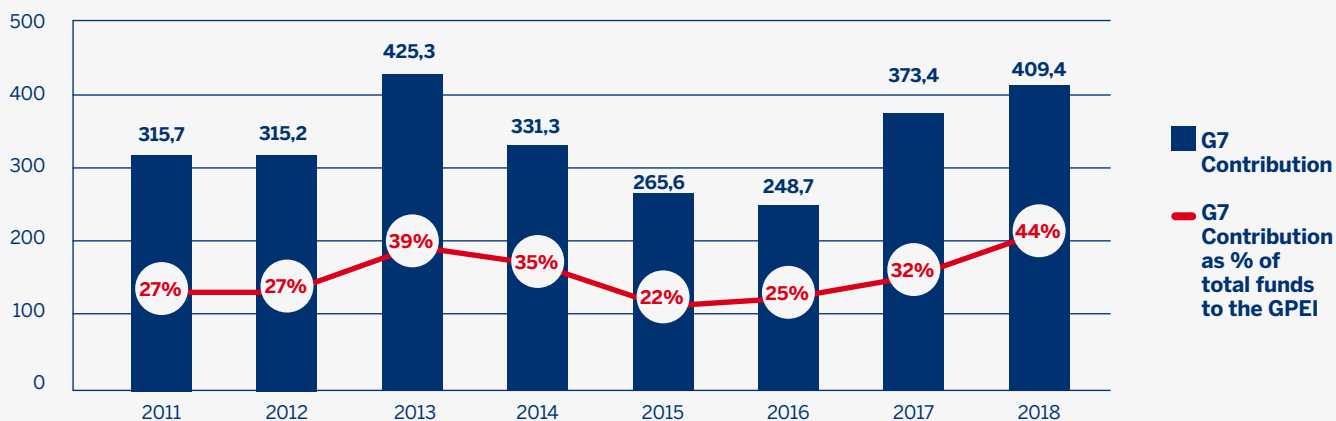
Table 3.3 – The G7 proceeds to Gavi, 2016-2020 (USD million)

Year	2016-2020
Canada	435
France	534
Germany	691
Italy	485
Japan	95
UK	2,138
US*	800
EU	252
G7 total	5,430

Source: Gavi's official website (information as of 31/12/2018).

Note:* The United States pledge is for the years 2016-2018.

Figure 3.2 – G7 contribution to the GPEI, 2011-2018 (USD million)



Source: The GPEI: <http://polioeradication.org/financing/donors/historical-contributions/>.

Commitment 8

Attaining UHC with strong health systems and better preparedness for public health emergencies¹³



“We are therefore strongly committed to continuing our engagement in this field with a specific focus on strengthening health systems through bilateral programmes and multilateral structures. We are also committed to support country-led health system strengthening (HSS) in collaboration with relevant partners including the WHO.

We commit to promote Universal Health Coverage (UHC) ...We emphasize the need for a strengthened international framework to coordinate the efforts and expertise of all relevant stakeholders and various fora/initiatives at the international level, including disease-specific efforts. We...commit to...strengthen(ing) policy making and management capacity for disease prevention and health promotion. We... commit to... building a sufficient capacity of motivated and adequately trained health workers.”

Elmau 2015, Leaders' Declaration G7 Summit, p.12.

Ise-Shima 2016, G7 Ise-Shima Leaders' Declaration, pp. 2, 11,12.

Taormina 2017, Leaders' Communiqué, para. 38.

Taormina 2017, Leaders' Communiqué, para 38; Ise-Shima Vision for Global Health 2-1-2, 3.

Score



Good

Progress



Indicators

Baseline:

- (1) On sentence 1: 2015
- (2) On sentence 2: 2016

Indicators:

- Support to HSS remains at least stable (measured by OECD/DAC data) (same method as for Heiligendamm commitment (2007).
- Enhanced positioning of HSS in strategies and operations of Global Fund, Gavi and other multilateral organizations through G7 members (self-reporting, e.g. based on board meeting protocols).
- G7' financial and technical contributions for the establishment and strengthening of the International Health Partnership for UHC 2030 (UHC 2030).
- G7 engagement in UHC 2030 activities (collective assessment based on the progress of UHC 2030).
- G7 financial and technical support towards increasing skilled health workforce (midwives, nurses and physicians) density towards 4.45 health workers per 1,000 population.

Data sources:

- OECD/DAC data
- Self-reporting
- Gavi, Global Vaccine Action Plan report
- Global Fund
- WHO
- World Bank
- UHC 2030
- WHO National Health Workforce Accounts
- Global Health Observatory Data Repository

Assessment

Support to HSS

The G7's bilateral **support to HSS increased between 2015 and 2017: bilateral contributions to health** (see Table 3.1, OECD DAC sector code 121) amounted to USD 1.4 billion in 2017 (in current dollars), against USD 1.3 billion in 2016, and USD 927 million in 2015. This represents an increase of almost 50% since 2015.

13. The United States reserves its position with respect to this commitment as currently formulated. The United States emphasizes that member states should choose their best path towards universal health coverage in line with their national contexts and priorities, and that efforts to expand access do not imply primarily government-centric solutions or mandates.

Enhanced positioning of HSS in strategies and operations of multilateral organizations

G7 members have called on global health initiatives and international organizations, such as the Global Fund, Gavi, the Global Financing Facility (GFF), the WHO, and the UNAIDS to strongly integrate HSS into their strategies and operations, and to deepen their collaboration and synergies, under the WHO's coordination, in this area. The development and implementation of the Global Action Plan for Healthy Lives and Well-Being for All is, and will continue to be, an important process to achieve this.

The Global Fund

G7 members are lead donors and members of the Global Fund Board, which called for “stronger focus on health systems” regarding the Global Fund’s strategy, its monitoring and evaluation framework, as well as its operations at country level. They contributed to the inclusion of Resilient and Sustainable Systems for Health (RSSH) as one of the four strategic objectives of the Global Fund’s Strategy for 2017-2022. The Global Fund board, notably led by G7 members, also introduced a higher prioritization of RSSH in the 2017-2019 allocation, and succeeded in increasing the funds earmarked for RSSH, from USD 37 million to USD 47 million, as part of the catalytic funding. Many G7 members’ advocacy led to the integration of RSSH into the Key Performance Indicator (KPI) Framework. In addition, most G7 members directly support recipient countries and civil society to strengthen their capacities to develop and implement more system-oriented requests. Finally, as per many G7 members’ request, the secretariat of the Global Fund developed a *Resilient and Sustainable Systems for Health* roadmap that will demonstrate the Global Fund’s commitment to improve the quality and impact of its RSSH interventions, and contribute to the achievement of the RSSH strategic objective by 2022.

Gavi

Most G7 members are especially active in urging Gavi, to which they are important donors (see Table 3.3), to support HSS measures. As a result, Gavi approved the Health System and Immunisation Strengthening Support Framework, and increased available HSS disbursements to USD 1.3 billion for the 2016-2020 strategy period. In addition, HSS will remain a focus of the next Gavi strategy for 2021-2025, so as to advance UHC.

GFF

Several G7 members (**Canada, Germany, Japan, the UK, and the EU**) support the activities of the GFF to strengthen national health systems and improve the coordination between partners on HSS at country level.

WHO

G7 members coordinate their efforts on HSS, under the umbrella of the WHO. Most of them (**France, Japan, the UK, and the EU**) are part of the multi-donor coordination committee for UHC and have adopted joint reporting and monitoring. G7 members contribute financially to the WHO’s activities aimed at supporting countries to improve their national health systems through more aligned investments, with a focus on:

1. the strengthening of IHR for outbreak preparedness, disease surveillance, and laboratory strengthening, especially through the GPEI;
2. human resources for health development;
3. procurement and distribution systems for medicines and health products;
4. health care financing;
5. national health information systems;
6. leadership and governance; and
7. health services delivery systems based on a whole-of and country-specific approach.

United Nations Development Group, UNAIDS, UNOPS and UNDP

G7 members are especially active in urging the United Nations Development Group, to which they are all member states and donors, to adopt more systemic, integrated, and people-centred interventions. This objective is also being pursued within UNAIDS’ Programme Coordination Board (PCB), which defined, with strong support from the G7, a specific objective for “*Delivering on SDG3: Strengthening and integrating comprehensive HIV responses into sustainable health systems for Universal Health Coverage (UHC)*” for the 44th PCB meeting, [that will take place in June 2019].

G7 contributions for the establishment and strengthening of the International Health Partnership for UHC 2030 (UHC 2030) and G7 engagement in UHC 2030 activities

Most G7 members strongly supported the transformation of the International Health Partnership (IHP+) into the International Health Partnership for UHC 2030 (UHC 2030), providing technical assistance to major UHC 2030 events (including the 2017 High-Level Political Forum, which included

//////////

a focus on SDG3, and the 2018 UNGA, side-meeting) and working groups. In particular, as a result of the 2015 G7 presidency, UHC 2030 developed and adopted *Healthy systems for universal health coverage—a joint vision for healthy lives* as a key reference for UHC 2030, and a broader resource to inform the global community about collaboration on HSS, and on the UHC agenda. In addition, it should be noted that Japan contributed USD 3.2 million for the UHC 2030's activity for the 2017-2018 period, and Germany contributed EUR 1 million for UHC 2030 for the 2018-2019 period, of which EUR 200,000 is targeted to support preparations towards the UN High-Level Meeting on UHC in September 2019.

population. G7 members, in particular, have supported the implementation of the WHO *Global Code of Conduct for the Ethical Recruitment of Health Workers*, as well as a wide range of bilateral, multilateral, and research programmes and partnerships on human resources development. These include health workforce planning, education and training, recruitment, deployment, retention, supervision and mentorship, and improvement of working environment and conditions. Despite significant progress, efforts should continue to enhance intensity, as the density of skilled health professionals in Africa in particular was reduced from 1.41 in 2009 to 1.28 in 2014, and is even further away from the SDG.

G7 support towards increasing skilled health workforce density towards 4.45 health workers per 1,000 in population

Globally, skilled health professional (medical doctors, nurses, and midwives) density increased from 4.56 per 1,000 in population in 2013 to 5.28 in 2014, surpassing the WHO's recommended rate of 4.45 personnel per 1,000 in

Commitment 9

Preventing and responding to future outbreaks



“We commit to preventing future outbreaks from becoming epidemics by assisting countries to implement the World Health Organization’s International Health Regulations (IHR), including through Global Health Security Agenda and its common targets and other multilateral initiatives. In this framework, we will also be mindful of the healthcare needs of migrants and refugees. ...we call on the international community to support the Contingency Fund for Emergencies (CFE) to enable swift initial responses by the WHO... we welcome the World Bank’s formal announcement of launching the Pandemic Emergency Financing Facility (PEF), and invite the international community including G7 members to extend technical support and financial contributions to this end... We renew our support to a coordinated approach to offer concrete assistance to 76 countries and regions and support to these partners to develop national plans in close coordination with the WHO and other relevant organizations. (US)

... we intend to assist these partners to achieve the common and measurable targets of the Joint External Evaluation (JEE) tool published by the WHO.

We remain committed to advancing compliance with the WHO’s IHR objectives including through the Global Health Security Agenda (GHSA).”

Elmau 2015, Leaders’ Declaration G7 Summit, p. 12.

Ise-Shima 2016, G7 Ise-Shima Leaders’ Declaration, pp. 10-11.

Score

Good

Progress

Indicators

Baseline: 2015

Indicators:

- A. G7 assistance to implement WHO IHR.
- Number of countries that have received offers of support (by the G7 or other existing partnerships) for assistance with IHR implementation by end 2020. (with a target of minimum 76 countries).
- B. G7 contributions to global partnership and initiatives
- G7 contribution to the WHO’s CFE and Health Emergencies Programme to enable better preparedness and swift initial responses by the WHO.
 - G7 contributions to the PEF to extend technical support and financial contributions.
- C. G7 assistance to WHO JEE
- G7 financial and technical contributions to support the WHO JEE process.

Data sources:

- WHO
- World Bank
- The IHR reporting (every two years at the World Health Assembly)

- UNICEF
- GPEI
- FAO
- World Organization for Animal Health (OIE)
- Self-reporting

Assessment

1. G7 assistance to implement IHR

As shown in the Annual Report on the implementation of the IHR, since their adoption in 2005, the WHO IHR have helped the international community to prepare for, and respond to, public health emergencies more efficiently. Many countries have made good progress in developing and strengthening the core capacities required by the Regulations. However, significant gaps in the core capacities persist in several countries, and emerging and re-emerging threats with pandemic potential continue to challenge fragile health systems. Therefore, the G7 commitment to assist developing countries in IHR implementation and compliance remains of the utmost importance.

The process of assisting at least 76 countries to implement the WHO IHR is on track and still ongoing. G7 countries remain committed through technical assistance and/or various projects. Specifically, **Canada** offers technical support to help build or strengthen IHR capacities in ten Caribbean countries and in Guinea, and provides programming support to Afghanistan and Mali, and regionally to the 15 countries of the Economic Community of West African States (ECOWAS). **France** supports at least 50 countries in assistance with IHR implementation through projects and technical assistance, using a One Health approach, in Africa, America, Asia, Oceania, and the Middle East. **Germany's** support includes projects with the involvement of partners in 47 countries in Africa, South East Asia, Eastern Europe, and Central Asia, and in two regions (ECOWAS, and the East African Community). **Italy** provides technical assistance, including through direct financing to the WHO, to six African and Middle Eastern countries, in order to strengthen their health systems for the implementation of the IHR. **Japan** has supported 10 countries in Africa, South East Asia and Central America.

The UK's support for the development of core IHR capacities includes bilateral country programmes, as well as the Tackling Deadly Diseases in Africa Programme (GBP 40 million, plus GBP 55 million in contingency funding, 2017-2022) which supports over 21 African States and the IHR Strengthening Project (GBP 16 million, 2016-2021), which supports six countries.

The US provides financial and technical assistance to dozens of countries to strengthen IHR capacities, including investment under the Global Health Security Agenda (GHSA), to partner with 31 countries and the Caribbean Community toward achieving GHSA targets across its 11 Action Packages, divided into a Phase I of 17 countries, and a Phase II of 14 additional nations.

In addition, the US provides subject-matter expertise in support of country JEE missions, and contributes technical assistance towards development of National Action Plans for Health Security, and other WHO IHR Monitoring and Evaluation Framework elements.

The EU, through DEVCO's health security component (EUR 30 million) aims to strengthen health systems to ensure durable capacities for risk reduction, surveillance, and management of health risks, in partnership with the Country Health Emergency Preparedness and IHR Department of the WHE, the Africa Centres for Disease Control and Prevention, Caribbean Public Health Agency and the Pacific Community.

2. G7 contributions to the Global Partnership and initiatives

All G7 members have made voluntary contributions to support the WHO Health Emergencies Programme (WHE). Most G7 members have contributed to the WHO's CFE since its creation in 2015. **The UK** has also been particularly active in responding to the DRC Ebola crisis, and provided additional funding to the core WHE programme and the CFE. **Germany** and **Japan** are the two G7 countries which have contributed to the PEF. **The EU** supports the regional centre for disease surveillance and control in the ECOWAS zone with EUR 5 million, as part of the regional programme of the German Development Cooperation to support pandemic prevention in the ECOWAS region.

3. G7 assistance to the WHO JEE

G7 countries have contributed to more than 60 JEE missions in various countries, and are committed to support the WHO IHR monitoring and evaluation framework, by providing and financing technical assistance (deployment of expertise).

Commitment 10

Setting up mechanisms for rapid deployment



“Simultaneously, we will coordinate to fight future epidemics and will set up or strengthen mechanisms for rapid deployment of multidisciplinary teams of experts coordinated through a common platform.”

Elmau 2015, Leaders' Declaration G7 Summit, p. 13.

Score

Good

Progress: N/A

Indicators

Baseline: 2015

Indicators:

- Contributions by and deployment of health experts by G7
- Number of Foreign Medical Teams of G7 countries registered with WHO
- Establishment of national protocols and SOPs for the deployment of expert teams

Data sources:

- WHO
- Self-reporting

Assessment

1. Contributions by and deployment of health experts by the G7

G7 countries have largely contributed to responses to health crises since 2015 by deploying health experts in numerous health crises, mainly through the WHO Global Outbreak Alert and Response Network (GOARN).

Canada deployed 122 support staff to Guinea and Sierra Leone in response to the Ebola Outbreak between June 2014 and July 2016, as well as two field epidemiologists to Bangladesh to support the WHO-led response in 2018 to the massive influx of Rohingya refugees from Myanmar. Canadian health personnel are also mobilized through other mechanisms, such as the GOARN, as well as other humanitarian mechanisms. Canada's contribution to the UN, Red Cross and Red Crescent Movement, and non-governmental organization (NGO) partners responding to both Ebola outbreaks in the DRC, supported the rapid

deployment of health and humanitarian workers. An experimental Ebola vaccine developed in Canada and deployed through the Gavi and the WHO has been used to vaccinate more than 130,000 people in the DRC, including health personnel and front line workers. Canada also contributes to outbreak prevention through the Global Research Collaboration for Infectious Disease Preparedness. The Canadian Institutes of Health Research (CIHR) manages an Emergency Health Threats Fund, which enables a rapid research response to emerging health threats such as Ebola (including the current Ebola epidemic in DRC) and Zika since 2014.

France regularly deploys experts to support the WHO outbreak responses. The majority of deployments are based on requests of the GOARN or bilateral support. France deployed experts—mainly in Guinea and also in the subregion—during both the emergency and post-crisis phases of the West African Ebola outbreak. France has also contributed to the regional response to the Zika virus outbreak in 2016.

Germany is continuously deploying experts to support the WHO outbreak response. The majority of deployments are based on requests of the GOARN. Germany also set up the Epidemic Preparedness Team to support countries to better prepare for and respond to outbreaks, and to prevent outbreaks from becoming epidemics. **Italy** deployed health experts through the Global Health Security Initiative Member Responses to the Ebola outbreak in the DRC, mainly in the laboratory and diagnostic field.

Japan has established the Japan Disaster Relief Infectious Diseases Response Team and dispatched in response to

the request from the government of the DRC concerning yellow fever in 2016, and the current Ebola virus disease outbreak. Japan deployed a quarantine officer to Bangladesh through the GOARN for three months in 2018.

The UK deploys public health expertise through four routes:

1. the UK Public Health Rapid Support Team with deployment of public health experts to 11 different health emergencies since its launch in 2017;
2. the UK Emergency Medical Team provides on-call teams ready to deploy, such as in Bangladesh during the diphtheria outbreak in 2017/2018;
3. Public Health England's (PHE) rapid response mechanism, which enables PHE to provide public health support internationally; and
4. DFID holds a Register of Humanitarian Experts, which is a flexible way of scaling up and deploying resources during humanitarian emergencies, including health emergencies, to meet immediate needs and key priorities.

The US, through Global Rapid Response Team of the Centers for Disease Control and Prevention, within the US Department of Health and Human Services, works in concert with the Global Disease Detection Operations Center under the Global Emergency Alert and Response Service, which has supported over 260 deployments by over 200 health experts since 2015, not including the current Ebola outbreak in the DRC, which has involved over 100 deployments by over 80 experts.

The EU supports the Ebola response in the DRC and preparedness measures in neighbouring countries, especially those at "high risk", according to the WHO,

namely Uganda, South Sudan, Rwanda, and Burundi. The support is multifaceted, and includes financial support, humanitarian air service flights ("ECHO Flight"), deployment of medical experts and logisticians on the ground, as well as activation of the Union Civil Protection Mechanism. The EU has also supported the development of Ebola vaccines, treatments and diagnostic tests with EUR 175 million in funding. Leading donors—the World Bank, USAID, the Commission (DG ECHO), UKAID and Gavi—closely coordinate their activities (funding, advocacy).

2. Number of Foreign Medical Teams of G7 countries registered with the WHO

Ten Foreign Medical Teams from G7 countries are registered with the WHO: five from **Germany**, two from **the UK**, two from **Canada** (health personnel are also mobilized through other mechanisms, such as the GOARN, as well as other humanitarian mechanisms), and one from **Japan** (Japan Disaster Relief Medical team). Japan has also a total of 16 public and private institutes that are working with the GOARN, including the Ministry of Health, Labour and Welfare, and the National Institute of Infectious Diseases.

France, Italy, and the US do not yet have any FMTs registered with the WHO.

3. Establishment of national protocols and SOPs for the deployment of expert teams

All G7 countries except **Italy** have national protocols and SOPs for the deployment of expert teams.

Commitment 11

Reforming and strengthening WHO's capacity



“We support the ongoing process to reform and strengthen the WHO’s capacity to prepare for and respond to complex health crises while reaffirming the central role of the WHO for international health security. We commit to take leadership in reinforcing the Global Health Architecture, relying on strengthening existing organizations. ...We... support the WHO to implement its emergency and wider reforms, including its One WHO approach across the three levels of the Organization, namely its headquarters, regional and country offices, in a timely manner, recognizing its resource needs.”

Elmau 2015, Leaders’ Declaration G7 Summit, p. 13.

Ise-Shima 2016, G7 Ise-Shima Leaders’ Declaration, p. 10.

Score

Good

Progress

Indicators

Baseline: 2014

Indicators:

- Funding to WHO to strengthen crisis response capacity (voluntary, core funding and/or earmarked funding) based on assessment of progress of WHO reform.
- G7’s financial and technical contributions to support WHO reforms processes.
- Strengthened coordination arrangement between WHO and United Nations Office for the Coordination of Humanitarian Affairs (UNOCHA) and other relevant partners.

Data sources:

- WHO, including Performance Measures Framework reports (US)
- UN, including UNOCHA, UNICEF and United Nations High Commissioner for Refugees (UNHCR) and post-Ebola assessment
- Self-reporting

Assessment

1. Funding to the WHO to strengthen crisis response capacity, based on assessment of progress of WHO reform

G7 countries are strong supporters of the WHE, and of the WHO’s leadership of the “health cluster” in the UN system. Most G7 countries have contributed to the WHO’s CFE since its creation in 2015. **Canada** has provided a total of CAD 4 million to the CFE since 2015, and CAD 10.2 million in support of WHO emergency operations. Canada seconded an official to the

WHO to provide technical advice on the establishment of the Global Health Emergency Workforce, and provides ongoing technical expertise in the creation of the WHO’s Epidemic Intelligence from Open Sources Initiative.¹⁵

France provided USD 1.4 million to the CFE in 2016, and USD 5 million to the WHE Programme in 2017, in order to reinforce WHO’s Office in Lyon in its mission to support countries in IHR implementation. France also made specific contributions to support WHE Programme activities in Libya (EUR 150,567 in 2016) and in Syria (EUR 850,450 in 2018).

Germany contributed EUR 26.1 million to the CFE until October 2018, and EUR 16.1 million to the WHE Programme in 2018. **Italy** contributed EUR 10.8 million to the WHO Emergencies Programme (WHE) between 2014 and 2018.

Japan contributed USD 10.8 million to the CFE in 2016. In 2017, Japan pledged USD 50 million to the WHE Programme. USD 22 million of this funding contributes to the CFE in 2019.

The UK’s funding for WHE stands at USD 21 million for 2019, up from USD 13 million per annum in 2018. It is one of the largest funders of the WHO CFE, with USD 21.4 million contributed in the 2015-2019 period. In 2017, the US signed a three-year programme for a USD 35 million fixed amount award with the WHE Programme, focused on two pillars (Emergency Operations and Emergency Core Services), and provides additional support on emergency response related to infectious disease outbreaks.

15. The open Source Initiative is part of the WHE Programme. It aims to advance a robust global early warning and epidemic intelligence system which will benefit the surveillance capacity of all WHO member states and strengthen their alignment with the IHR (2005).

2. G7's financial and technical contributions to support the WHO reform processes

All G7 countries have brought their full support to the WHO reform processes since 2014, especially to the governance reform and to the critical reform agenda that led to the establishment of the WHE Programme in 2016, with its key set of public health reforms for the WHO on outbreaks and humanitarian response. The WHO reform process was a key priority for **Canada** and **France**, both serving as a member of the WHO Executive Board from 2015 to 2018. France was also a member of the open intergovernmental working group on governance reform, and Canada seconded an executive-level resource to the WHO to provide strategic support for reform for a period of two years, from 2014 to 2015. **Canada** provides ongoing technical expertise in the creation of the WHO's Epidemic Intelligence from Open Sources Initiative. This initiative, as an essential component of the WHO Health Emergencies Programme, aims to advance a robust global early warning and epidemic intelligence system, which will benefit the surveillance capacity of all the WHO member states and strengthen their alignment with the IHR (2005). The system is comprised of a number of open source material feeds, including Canada's Global Public Health Intelligence Network, which accounts for 20% of public health intelligence captured on this platform.

In the same way, **the UK** and **the US** have been among the key member states to drive reform to the WHO's response to emergencies, the establishment of the WHE Programme, and its effective functioning as fundamental to a high-performance WHO on emergencies and outbreaks. The UK also seconded a senior policy officer to the WHE Programme for one year. G7 countries also collectively support the WHO Transformation Agenda, which will synthesize internal working processes across all levels of the organization, and drive restructuring to ensure greater impact, particularly at country level.

• Financial contributions

Germany contributed EUR 1.9 million to support the WHO reform processes. **The UK** is providing GBP 18.7 million (2018-2020) to the WHO on HSS, aligned with the EU funding of the WHO UHC partnership programme. Since 2011, **the EU** is funding the UHC partnership programme (www.uhcpartnership.net), with a total volume until now of EUR 51 million. The programme is currently in Phase III and, as of 2019, Phase IV,

together with the intra-ACP funding, will fund EUR 115 million for HSS as the EU-WHO HSS Programme. The main objectives of this programme are to strengthen WHO capacities, to help the WHO to facilitate policy dialogue at country level (currently in 30 countries), and to support HSS in partner countries.

• Support for performance improvement

The UK currently provides a core voluntary contribution of GBP 58 million (USD 75.6 million) to the WHO over the 2016-2020 period, with an emphasis on driving the WHO reform processes. 50% of the funding is performance based, and only released if the WHO meets the key reform targets set out in a Performance Agreement. Performance reviews happen annually, and separate annual Strategic Dialogues take place with the WHO's senior leadership to seek assurance on reform progress, amongst other issues. The UK's Performance Agreement has incentivized the WHO to make tangible progress on key areas of reform, especially on Value for Money and transparency.

3. Strengthened coordination arrangement between the WHO and the UNOCHA, and other relevant partners

All G7 countries strongly support strengthened coordination between the WHO, the UNOCHA, and other relevant partners. The Emergency medical teams' coordination system is representing great progress in this regard. **Italy**, as a member of the Global Health Security Initiative, participated in the process of coordination with the WHO in several areas, including in smallpox vaccine deployment, and the deployment of medical countermeasures during health emergencies. **Japan** facilitated the discussion between the WHO and the UNOCHA to develop the Level 3 activation procedure of the Inter-Agency Standing Committee. **The US** is supportive of the WHO's leadership of the "health cluster" in the UN system and of greater dialogue and coordination between the WHO, the UNOCHA, and other relevant humanitarian partners, such as the WFP and UNICEF.

With regards to broader coordination needs between the WHO and global health partners, the G7 countries support the WHO's Global Action Plan for Healthy Lives and Well-Being for All¹⁶, which outlines how the WHO will coordinate the work of 11 other health and development organizations to accelerate progress towards the health-related SDGs. The Plan is a historic commitment by health and development organizations to advance collective action, to be presented at the UNGA in September 2019.

16. As WHO members, G7 countries called "upon all development cooperation partners and stakeholders from the health sector and beyond to harmonize, synergize, and enhance their support to countries' objectives in achieving UHC, and encourage their engagement in, as appropriate, the development of the Global Action Plan for Healthy Lives and Well-Being for All to accelerate the progress on Sustainable Development Goal 3 and other health-related SDGs and targets in order to achieve the 2030 agenda." http://apps.who.int/gb/ebwha/pdf_files/EB144/B144_CONF5Rev1-en.pdf

In the 2019 G7 Health Ministers Declaration, "The [G7 Primary Health Universal Care Universal Knowledge] Initiative should have strong and strategic links to existing and new efforts for improving coordination towards achieving Sustainable Development Goal 3 for good health and well-being (SDG3), as appropriate, including consideration of future planning tools for coordination, such as regional plans and the Global Action Plan for Healthy Lives and Well-being for All".

Commitment 12

Mobilizing support for the Global Fund



“Mobilizing support for the Global Fund to fight AIDS, Tuberculosis and Malaria. We fully support a successful 5th replenishment of the GF.”

St. Petersburg 2006, Fight Against Infectious Diseases, 2.
Muskoka 2010, Muskoka Declaration: Recovery and New Beginnings, para. 15.
Ise-Shima 2016, G7 Ise-Shima Leaders’ Declaration, p. 12.

Score



Excellent

Progress

Indicators

Baseline: 2006

Indicators:

- Percentage growth rate in G8 support provided to Global Fund (current prices), between 2006 (commitment) and 2015 (latest data).
- Commitments made by G7 countries on the occasion of the 5th replenishment in 2016.

Data sources:

- Global Fund

Assessment

G7 contributions to the Global Fund almost tripled between the 1st replenishment (2006-2007) and the 5th replenishment (2017-2019), from USD 3.6 billion to USD 10.6 billion (see Table 3.2). Governmental contributions represent 95% of cumulative investment in the Global Fund. **The G7 provided USD 28.4 billion between 2006 and 2017**, representing 84% of total contributions to the Global Fund by all donors. For the 5th replenishment (2017-2019), at the Global Fund Replenishment Conference in Montreal, donors pledged a total of USD 12.9 billion, **out of which USD 10.6 billion was from G7 members, representing 83% of the total pledge.**

The 6th replenishment took place in Lyon on 10 October 2019 with pledges reaching the USD 14 billion goal.

Commitment 13 Antimicrobial Resistance



“We fully support the recently adopted WHO Global Action Plan on Antimicrobial Resistance. We will develop or review and effectively implement our national action plans and support other countries as they develop their own national action plans... We commit to taking into account the Annex (Joint Efforts to Combat Antimicrobial Resistance) as we develop or review and share our national action plans. We commit to make collective efforts for strengthening and actively implementing a multi-sectoral One Health Approach, taking into account the sectors including human and animal health, agriculture, food and the environment.”

*Elmau 2015, Leaders' Declaration G7 Summit, p. 13.
Ise-Shima 2016, G7 Ise-Shima Leaders' Declaration, pp.12-13.*



Indicators

Baseline: 2015

Indicators:

- Monitoring of G7 countries AMR action plans consistent with the WHO Global Action plan
- Number of countries supported for developing national AMR action plans
- Number of country AMR action plans developed
- Number of country AMR action plans that recognize and apply a One Health approach

Data sources:

- WHO Reporting on AMR Action Plans
- OIE
- FAO
- Self-reporting

Assessment

1. Monitoring of G7 Countries' AMR action plans consistent with the WHO Global Action plan

All G7 countries have developed their National AMR action plan to be consistent with the WHO Global Action plan on AMR. All action plans are currently being implemented, except for **Canada**, where a complementary Pan-Canadian Action Plan, which will operationalize the 2017 Pan-Canadian Framework, is expected to be released in 2019. All G7 countries use a One Health approach.

2. Number of countries supported for developing national AMR action plans

Most G7 countries support LMICs in developing their national AMR actions plans through:

• Bilateral actions

Canada was Chair of the GHSA-AMR action package from 2017-2018, which supports work being coordinated by the WHO, the FAO, and the OIE to develop an integrated, global package of activities to combat AMR, spanning human, animal, agricultural, food, and environmental aspects. During Canada's leadership, the GHSA AMR Action Package launched a capacity-building webinar series on AMR, which provides a platform for countries to share their experiences and best practices in combatting AMR.

France continues to work with the Guinean government, in continuity with its support during the Ebola crisis and the post-Ebola era, in the development of its national AMR action plan, using the One Health approach, and in line with other health policies, such as the development of the Guinean national action plan of health security and the national infection prevention and control policy.

Germany is supporting countries in Africa and Asia in building capacity, in particular to combat AMR, e.g. by strengthening laboratory capacities or by facilitating knowledge exchange on AMR through its partnership initiative between German hospitals and hospitals in emerging and developing economies.

The UK supports other countries in developing and implementing National Action Plans via the Fleming Fund for GBP 265 million over five years (2016-2021). The Fleming Fund provides grants to the FAO, the OIE and the WHO to further One-Health action on AMR in at least 65 LMICs, as well as improving surveillance of AMR in 25 developing countries.

The US Government has supported efforts to develop and implement National Action Plans in over 30 countries, based on a One Health approach.

• Multilateral actions

Collectively, **Canada, Japan, the US** and **EU** member states have put forward a resolution on AMR that was adopted at the 72nd World Health Assembly in May 2019. The resolution seeks to accelerate the development and implementation of national action plans through commitments by the WHO, its member states, and its multilateral partners.

More specifically, in 2016-2017, **Canada** contributed CAD 9 million in funding to the WHO AMR secretariat to support LMICs to implement One Health AMR National Action.

Through the EU-JAMRAI, **France** is contributing to the development of national action plans on AMR in EU countries using a One Health approach. The main coordinator is INSERM, supported by the French Ministry of Solidarity and Health (MSH); the French Public Health Agency is also a partner of this joint action. The Joint Action comprises several work packages in which France is fully involved. The coordination team (INSERM and MSH) conducts an advisory committee meeting, whose responsibilities are to:

1. ensure coherence and adequacy between the work of the joint action and the national action plans and strategies;
2. enrich the discussion with the national public health policy perspectives and their skills; and
3. share the joint action initiatives and deliverables and support, as far as possible, and their implementation at national level.

Germany provided EUR 6.6 million in 2018 for WHO AMR Reporting.

Italy contributes to the EU-funded Joint Action (JA) on Antimicrobial Resistance and Healthcare Associated Infections (EU-JAMRAI), and is responsible for the evaluation of the JA. Italy is actively involved in the:

1. implementation of One Health national strategies and action plans for AMR in EU countries;
2. promotion of a top-down approach for preventing healthcare associated infections; and
3. test of a near real-time surveillance of antimicrobials and multidrug resistant bacteria.

Japan hosted the Tokyo AMR One Health Conference, in November 2017 and February 2019, on the "Appropriate use of antimicrobials". The objectives of the conferences were to encourage the development of the AMR national action plans, exchange information on their implementation, and accelerate multi-sectoral collaboration in the context of One Health.

The US funds experts from the WHO to work in various countries to strengthen capacity in preventing and controlling infections (USD 755 thousand in 2018). Additionally, through the PAHO, the US provided USD 498 thousand in 2018 to support infection prevention and control, surveillance, outbreak response, and stewardship activities in Latin America.

The EU currently supports WHO work (EUR 1.5 million) to develop a point prevalence protocol on antimicrobial prescription in sub-Saharan African countries.

3. Number of country AMR action plans developed

According to the analysis report of the second round of results of the AMR country self-assessment survey (2018), 60% of the countries have a multi-sectoral national action plan, and 33% have a plan in development.

4. Number of country AMR action plans that recognize and apply a One Health approach

According to the Global Database for Antimicrobial Resistance Country Self-Assessment, assessed on 27 December 2018, a majority of countries applied a multi-sector and One Health collaboration in 2017, with only 16% of countries reporting no formal multi-sectoral governance or coordination mechanism.

Commitment 14 Neglected tropical diseases



“We commit to supporting NTD-related research, focusing notably on areas of most urgent need... We support community based response mechanisms to distribute therapies and otherwise prevent, control and ultimately eliminate these diseases. We will invest in the prevention and control of NTDs in order to achieve 2020 elimination goals. We also acknowledge the importance and contribution of R&D and innovation to preserve and deploy existing remedies, and to discover new remedies for these and other health areas, such as neglected tropical diseases and poverty related infectious diseases.”

Elmau 2015, Leaders' Declaration G7 Summit, p. 11.

Ise-Shima 2016, G7 Ise-Shima Leaders' Declaration, p. 10.

Score



Satisfactory

Progress

Indicators

Baseline: 2015

Indicators:

- G7 contribution and support to neglected tropical disease (NTD)-related research and existing initiatives including Public-Private Partnership to develop new drugs and diagnostics.
- Spending on prevention and control of NTD.
- Support for community based responses in support of the WHO 2020 NTD elimination and eradication goals.
- Implement policies, programmes and other initiatives to encourage the development of and access to medical products for those diseases.

Data sources:

- Self-reporting
- WHO NTD Reports
- WHO

Assessment

1. G7 countries' contribution and support to NTD-related research and existing initiatives, including Public-Private Partnerships to develop new drugs and diagnostics

All G7 countries have contributed and supported NTD-related research as well as existing initiatives, which encompass diagnostic tools and drugs, and the public and/or private sectors, through bilateral and multilateral actions.

Canada invested CAD 20.8 million for NTD Research through the CIHR over the four-year period between 2014-2015 and 2017-2018, and CAD 9.2 million in funding through the International Development Research Centre in 2012-2019. This included support for research on schistosomiasis and helminth zoonoses, mosquito control technologies, climate change and vector-borne diseases, dengue and other arboviral diseases, as well as Chagas disease.

In 2016, **France** launched a French-speaking network on NTDs under the French National Alliance for Life Sciences and Health banner, which aims to eliminate the 18 NTDs Ne defined by the WHO. France also supports the missions of the Institute Pasteur International Network, through the funding of 25 international technical experts in 11 countries, mainly in Africa. Present in endemic areas, this network has demonstrated its major role as a sentinel for infectious emergencies, through collaborations in scientific research, public health services, and training.

Germany has published the funding concept “Global Health in the Focus of Research”, in order to strengthen NTD-related research for a total of EUR 156 million between 2014-2021 (German Center for Infection Research, Product Development Partnerships, Health Research Networks in sub-Saharan Africa and European & Developing Countries Clinical Trials Partnership). Germany continues to support the WHO’s Special Programme for Research and Training in Tropical Diseases (TDR). Germany contributes EUR 10 million in research and development for NTDs

to the Global Health Investment Fund. Germany supports product development partnerships to develop new drugs and treatments against NTDs and poverty-associated diseases with a financial contribution of EUR 75 million, implemented by KfW. Germany also supports the Coalition for Epidemic Preparedness Innovations, with an envisaged contribution of up to EUR 90 million, which inter alia, promotes R&D for chikungunya treatment.

The **Italian** Ministry of Health is providing more than EUR 700,000 to applied research, mainly related to vector-borne disease prevention, development and pilot implementation of new operative tools, prevention and surveillance of congenital defects, and the strengthening of training in public health entomology.

Japan has contributed JPY 13,195 million to the Global Health Innovative Technology Fund between 2013-2019 for research and development for NTDs, malaria and tuberculosis by using Japan's cutting-edge technology and innovation.

The UK funds the Drugs for Neglected Diseases initiative (DNDi, GBP 54 million 2017-2021), and the Foundation for Innovative New Diagnostics (FIND) for GBP 33 million (2017-2021) for the development of new treatments and diagnostic capacities for several NTDs (sleeping sickness, leishmaniasis, Chagas disease, lymphatic filariasis and onchocerciasis.). Through its financing of FIND, the UK contributed towards the development of the first ever rapid diagnostic test for sleeping sickness.

The US' Centers for Disease Control and Prevention collaborates with the WHO and associated partners on the prevention and control of Hansen's disease (leprosy), rabies, Buruli ulcer, mycetoma infections and chikungunya, and funds a major programme (USD 10 million annually) to combat five other NTDs that are close to elimination or control.

The UNICEF/UNDP/World Bank/WHO TDR is supported by the **UK** (GBP 14 million, 2018-2022), **Germany** (EUR 3.6 million, 2015-2020), **Italy**, and **Japan**. The UK and Japan are members of the Joint Coordinating Board, while Italy acts as an observer.

2. Spending on prevention and control of NTDs

Canada provided CAD 2.4 million for a collaborative initiative with **Japan** in 2015 that supported the prevention and control of Chagas disease and leishmaniasis, as well as the facilitation of access to necessary treatment for at-risk populations in Honduras. A partnership agreement

between the **French** Development Agency and the DNDi of EUR 2 million (2015-2018) provides for the development of a new, safe, and effective oral treatment to support efforts to control leishmaniasis in East Africa (Ethiopia, Kenya, Senegal, and Uganda). The renewal of this partnership is in progress. **Germany** (BMZ) provided EUR 15.1 million to support the countries in the Economic Community of Central African States to support national programmes to build capacity for NTDs. As part of the Hospital partnerships–Partners Strengthen Health initiative, Germany supports five partnerships, with approximately EUR 250,000, which seek to improve treatment and care for NTDs. The National Institute for Infectious Diseases of Rome, **Italy**, is specialized in diagnosis and treatment of infectious diseases, including NTDs, and offers a free screening for Chagas disease. **Japan**, through the JICA, has extended its support of technical cooperation and international joint research on NTDs with about USD 5.52 million from 2015 to 2017 for leishmaniasis, schistosomiasis, rabies, lymphatic filariasis and Chagas disease, mainly in Asia and the Pacific.

The UK committed in 2017 to invest a total of GBP 360 million on implementation programmes to tackle NTDs (Guinea worm, lymphatic filariasis, onchocerciasis, schistosomiasis, trachoma, and visceral leishmaniasis) in the 2017-2022 period. **The US**, through USAID, has spent approximately USD 500 million for the prevention and control of lymphatic filariasis, trachoma, onchocerciasis, schistosomiasis and soil-transmitted helminths.

The EU currently provides EUR 1.3 billion (2014-2020) to strengthen the health systems in 17 countries, and conducts EU research and innovation programmes.

3. Support for community-based responses in support of the WHO 2020 NTD elimination and eradication goals

The **Italian** Ministry of Health issues annual plans of surveillance and control of arboviruses, with an emphasis on information, community awareness, and participation in vector control, according to the WHO strategy. **The UK** financed support for community-based responses to eradicate Guinea worm, and tackle trachoma, lymphatic filariasis, onchocerciasis, schistosomiasis, trachoma, and visceral leishmaniasis. In 2017, UK programmes delivered 144 million treatments for NTDs, and over 60,000 surgeries, to reduce or avoid disability, including blindness. **The US**, through USAID, supports national programmes to conduct disease mapping, planning, implementation, and monitoring of mass drug administration of preventive chemotherapy, and impact evaluations to determine progress towards the control and elimination of five NTDs.

4. Implement policies, programmes, and other initiatives to encourage the development of, and access to, medical products for those diseases

G7 countries have developed a wide range of tools and initiatives to encourage the development of, and access to, products for NTDs. **The French** Initiative diaTROPiX (Alliance for the local production and supply of rapid diagnostic tests for detection, surveillance and control of NTDs), is a patient-centred alliance aimed at improving access to tests and medical products for NTDs. **Japan** has contributed to the Access and Delivery Partnership that brings together the UNDP, the WHO, the TDR and the Program for Appropriate Technology in Health NGO, and aims at supporting countries to strengthen the policies,

human capacities, systems, and regulations needed to ensure that medicines, vaccines, and diagnostics ultimately reach the people who need them. **The UK's** product development (through the DNDi and FIND) and operational research on NTDs, includes elements focusing on strengthening systems to increase access to medicines for NTDs. **The US**, through USAID, funds programmes to:

1. update national policies to incorporate NTD drugs and diagnostics into strategic planning documents;
2. submit drug applications to access private sector drug donation programmes;
3. collaborate with pharmaceutical companies to continue and expand their donation programmes;
4. work with the WHO to pre-qualify drug manufacturers.

Commitment 15

Ending preventable child deaths and improving maternal health¹⁷



“We are committed to ending preventable child deaths and improving maternal health worldwide. We continue to take leadership in promoting the health of women and girls, adolescents and children, including through efforts to provide access to sexual and reproductive health, rights and services, immunization, better nutrition, and needs-based responses in emergencies and disasters.”

Elmau 2015, Leaders' Declaration G7 Summit, p. 15.

Ise-Shima 2016, G7 Ise-Shima Leaders' Declaration, p. 12.

Score

Good

Progress



Indicators

Baseline: 2015

Indicators:

- G7 contribution measured by the OECD/DAC Reproductive, Maternal, Newborn and Child Health, RMNCH Marker.
- G7 contribution to implement directly or indirectly. Global Strategy for Women's, Children's and Adolescents' Health.
- Maternal mortality ratio (SDGs 3.1.1).
- New-born mortality rates (SDGs 3.2.2).
- Under-five mortality rates (SDGs 3.2.1).
- Immunization coverage for Diphtheria, Pertussis and Tetanus vaccine final dose (DPT3).
- Adolescent birth rate (10-15, 15-19) per 1,000 women in that age group (SDG 3.7.2).
- Number of countries with laws and regulations that guarantee women aged 15-49 access to sexual and reproductive health care, information and education.

Data sources:

- OECD/DAC
- The WHO's Global Progress Report on Women's, children's and adolescents' health
- UNFPA
- UNICEF
- WHO

Assessment

G7 contribution measured by the OECD DAC RMNCH Marker

G7 members' contributions to RMNCH have increased significantly (+31%) from 2015 to 2017. G7 members (including the EU, but excluding the UK) contributed a total of USD 5.1 billion to RMNCH in 2017, compared to USD 4.4 billion in 2016, and USD 3.9 billion in 2015 (in current USD). The percentage of G7 ODA screened with regards to the RMNCH marker has improved from 60% in 2015 to 68% in 2017.

G7 contribution to implement, directly or indirectly, the Global Strategy for Women's, Children's, and Adolescents' Health

G7 members finance a variety of bilateral and multilateral programmes for women's, children's, and adolescents' health. They encourage global partners, such as the Global Fund, Gavi, or the GFF, to increase their investments in sexual, reproductive, maternal, newborn, child, and adolescent health.

Several G7 members (**Canada, France, and the US**) have supported the Ouagadougou Partnership to align their efforts for family planning in West Africa.

Canada has committed CAN 3.5 billion to improve the health of mothers, children, and adolescents for the period of

17. The United States reserves its position with respect to this commitment as currently formulated. The United States continues to lead in promoting the health of women and girls, adolescents and children, including through access to voluntary family planning excluding abortion and/or abortion counseling.

2015-2020. Moreover, Canada supports FP2020 and other initiatives to prevent and respond to sexual and gender-based violence and child, early, and forced marriage (CEFM), support the right to choose safe and legal abortion, and increase access to post-abortion care.

France, following the G8 Muskoka Initiative, disbursed more than EUR 120 million to the UNICEF-WHO-UNFPA-UN Women French Muskoka Fund (FFM) joint programme for the 2011-2018 period, and has committed EUR 40 million for the 2019-2022 period to finance high-impact interventions for sexual, reproductive, maternal, neonatal, child, and adolescent health in West Africa. France supports FP2020 and UNFPA supplies to improve women's access to contraception. France has committed EUR 10 million for the 2017-2019 to the West Africa Health Organization to support countries for the development and implementation of national policies for sexual and reproductive health, and the strengthening of national contraceptive product supply chains. As part of the Muskoka Initiative,

Germany disbursed EUR 3 billion between 2011 and 2017 (OECD data from 2019), and launched the BMZ Initiative on Family Planning and Maternal Health, with a yearly commitment of EUR 100 million. Between 2011 and 2018, Germany committed a total amount of EUR 840 million as part of the BMZ initiative to contribute to safe births, access to contraception, and sexual and reproductive health. Between 2013 and 2018, Germany supported the UNFPA Maternal and Newborn Health Thematic Fund, at a level of 6.7 million euros. Furthermore, Germany has disbursed a total amount of EUR 122 million to the UNFPA core funds.

Japan has disbursed a total of USD 162 million to UNFPA and IPPF for the period of 2015-2018 to support implementation of necessary sexual and reproductive health services, including prevention and response to sexual and gender-based violence. Japan has also committed USD 24 million for 2019 to support UNFPA and IPPF activities to deliver essential sexual and reproductive health services.

The UK contributes to sexual and reproductive health and rights (SRHR) through its support of FP2020 (GBP 225 million each year from 2015 to 2020), to the GFF (GBP 30 million), to UNFPA supplies, to the global Visibility and Analytics Framework, and to civil society (GBP 36 million).

Maternal mortality ratio (SDG 3.1.1)

Despite noticeable progress since 1990 (44% reduction), the maternal mortality ratio remains high at the global level, with 216 deaths per 100,000 live births at the global level in 2015, which represents about 303,000 deaths during the year, or 830 per day. We are still far from the SDG 3.1 target to reduce

the global maternal mortality ratio to less than 70 deaths per 100,000 live births. The situation is critical in Africa, where 542 women per 100,000 live births died during and following pregnancy and childbirth in 2015.

Newborn mortality rates (SDG 3.2.2)

With 18 deaths per 1,000 live births at the global level in 2017, compared to 19 in 2015, efforts must be increased to achieve the SDG's global target to reduce newborn mortality rates to less than 12 deaths per 1,000 live births. At the global scale, newborn mortality still accounts for 46% of under-five mortality. Newborn mortality rates are slightly higher in Africa (sub-Saharan Africa and North Africa) and in the Middle East (27 per 1,000 live births) than in South Asia (22 per 1,000 live births).

Under-five mortality rates (SDG 3.2.1)

At the global level, the under-five mortality rate decreased, but is still high, with 39 deaths per 1,000 live births in 2017, compared to 44 in 2016. Africa remains the most affected region, with 77 per 1,000 live births in 2017, above the Middle-East and North Africa, with 50 per 1,000 live births.

Immunization (DPT3) coverage (SDG 3.b.1 proxy)

Immunization is one of the most cost-effective investments in primary health care interventions. The DTP3 immunization rate, used as proxy of immunization, reached 85% in 2017, notably thanks to support from Gavi and the G7 countries (compared to 72% in 2000). However, efforts must be strengthened, in particular in Western and Central Africa, where coverage was limited to only 65% in 2017, and considering that no significant progress has been made since 2014.

Adolescent birth rate (10-15, 15-19) per 1,000 women in that age group (SDG 3.7.2)

Every day in developing countries, 20,000 girls under age 18 give birth. The adolescent birth rate (15-19 years) remains very high in sub-Saharan Africa with 102 adolescents per 1,000 who have already given birth in 2017. Niger (194 per 1,000), Mali (171 per 1,000) and Chad (165 per 1,000) have the three highest adolescent fertility rates in the world. Complications during and following pregnancy and childbirth are the leading cause of death among adolescent girls.

Number of countries with laws and regulations that guarantee women aged 15-49 access to sexual and reproductive health care, information, and education

Data are not available: the baseline should be defined in 2019.

Commitment 16

Prevention and treatment for HIV/AIDS



“We reaffirm our commitment to come as close as possible to universal accesses to prevention, treatment, care and support with respect to HIV/AIDS.”

Muskoka 2010, Muskoka Declaration: Recovery and New Beginnings, para. 15.

Score



Satisfactory

Progress

Indicators

Baseline: 2007

Indicators:

- G8 support for HIV/AIDS as measured by the UNAIDS/Kaiser Foundation methodology (which is based on OECD DAC reporting).

Data sources:

- OECD-DAC
- UNAIDS/Kaiser Foundation

Assessment

Under the United Nations' leadership, the multilateral response to the HIV/AIDS challenge enabled the achievement of the Millennium Development Goal for AIDS, and drastically reduced deaths from AIDS-related illnesses (all ages) and HIV infections among children (aged 0–14 years). G7 support for HIV/AIDS measured by UNAIDS has almost doubled since 2007, and reached USD 7,480 million in 2017 (see Figure 3.1). In order to build on this progress, in 2015, world leaders committed to the ambitious target of ending AIDS by 2030, within

the SDGs. In 2016, the United Nations created a “Fast-Track” strategy to reach this target.

Globally, antiretroviral coverage has increased significantly. 21.7 million people who are living with HIV had access to antiretroviral therapy as of 2017, representing 59% of people living with HIV, compared to 8 million in 2010. Contribution from the G7 to the Global Fund increased by around 47% between 2006 and 2017 (see commitment 12), and has played a significant role in the HIV response.

However, these gains are fragile, and despite years of remarkable progress in combating AIDS, we are not on track to meet the target of ending AIDS by 2030. Shrinking political commitment and funding shortfalls risk undermining the tremendous progress made so far, and allowing the HIV epidemic to resurge. If we step up the fight and globally recommit to ending AIDS—by increasing funding, strengthening political leadership, and focusing on those who most need it, making AIDS history is within reach.

Commitment 17

HIV/AIDS: Stigma, discrimination and rights violation



“We commit to counter any form of stigma, discrimination and human rights violation and to promote the rights of persons with disabilities and the elimination of travel restrictions on people with HIV/AIDS.”

L'Aquila 2009, Responsible Leadership for a Sustainable Future, para. 123.

Score

Good

Progress

Indicators

Baseline: 2009

Indicators:

G8 support for HIV/AIDS as measured by the UNAIDS/Kaiser Foundation methodology (which is based on OECD/DAC reporting)

Data sources:

- OECD-DAC
- UNAIDS/Kaiser Foundation

Assessment

G7 countries have worked on HIV-related and human rights issues in coordination with UNAIDS. Today, 157 countries, territories, and areas, including all G7 members, have no

restriction for entry, stay, or residence on people with HIV/AIDS. The number of countries, territories, and areas which have some form of restriction has declined from 59 in 2008 to 20 in 2018 (UNAIDS Miles to Go report 2018).

According to UNAIDS, HIV-related stigma and discrimination still remains high. Approximately 38% of adults (aged 15-49 years) in the 53 countries where surveys were recently conducted indicated that they would not buy vegetables from a shopkeeper who is living with HIV. In recent surveys conducted in 14 countries, respondents were also asked if children living with HIV should be able to attend school with children who are HIV-negative. Despite the near-zero risk of HIV transmission among children in school settings, 2.7% to 66% (a median of 24.6%) of respondents said that children who are living with HIV should attend separate schools.

Commitment 18 Polio



“We stress our continuing commitment to the eradication of polio which is a reachable objective ... To this end, we will continue to support the Global Polio Eradication Initiative. We... reaffirm our continued commitment to reaching polio eradication targets.”

Deauville 2011, Deauville G8 Declaration, para. 60 (d).

Ise-Shima 2016, G7 Ise-Shima Leaders' Declaration, p. 12.

Score

Good

Progress

Indicators

Baseline: 2011

Indicators:

- G7 financial support for GPEI
- Number of polio cases
- Number of country polio transition plans developed

Data sources:

- GPEI
- Self-reporting
- UNICEF
- WHO

Year	Total number of vaccine-derived poliovirus cases (all types)
2011	67
2012	71
2013	66
2014	56
2015	32
2016	5
2017	96
2018	102

Assessment

Year	Total number of wild poliovirus cases (all types)
2011	650
2012	223
2013	416
2014	359
2015	74
2016	37
2017	22
2018	33

The number of polio cases has decreased worldwide by over 99% since 1988. Three countries—Afghanistan, Nigeria and Pakistan—are still considered as endemic. Only two of these, Afghanistan and Pakistan, reported cases of wild poliovirus in 2018. There were 33 cases in 2018 compared to 650 in 2011.

2018 saw a relative increase of wild poliovirus cases in only two countries. No wild poliovirus cases have been detected on the African continent since 21 August 2016. As the world approaches successful eradication of wild poliovirus, the circulation of vaccine-derived polioviruses continues to take on added significance: in 2018, 102 cases were identified, an increase compared to 2011 (67) and to the minimum reached in 2016 (5). In 2018, outbreaks due to circulating vaccine-derived poliovirus newly emerged or continued in the DRC, the Horn of Africa (where the virus has been detected in Kenya and Somalia), Niger, Nigeria, Papua New Guinea, and the Syrian Arab Republic.

The government of Nigeria continues to implement an aggressive outbreak response, conducted in close coordination with neighbouring countries across the Lake Chad subregion, within the context of the broader humanitarian emergency affecting the subregion. Faced with a higher number of cases in Afghanistan than last year, efforts in Afghanistan and Pakistan are focusing on clearly identifying missed children, and determining the reasons why they have been missed. Because they form a single epidemiological block, both countries focus on implementing proven strategies, and designing innovations where needed to overcome these challenges.

Number of country polio transition plans developed

Out of 16, four countries prioritized (four added in late 2017), 13 plans were developed, and two countries have taken intermediate steps. The respective inter-agency committees or national government has endorsed eight of the 13 developed National Polio Transition Plans.

G7 financial support for GPEI

G7 contributions to the GPEI between 2011 and 2017 increased by 30%, and reached USD 409 million, compared to USD 316 million in 2011, despite a slight reduction of overall contributions in 2016 (see Figure 3.2). G7 contributions represented 40% of total contributions received in 2014, and 42% in 2017, a level similar to the 2013 level (i.e. 41% of the total).

Contributions per G7 countries are as follows:

Canada's current commitment to the GPEI is CAD 100 million, which includes CAD 70 million for the 2017-2020 period, plus an additional CAD 30 million for polio eradication activities in Afghanistan through 2022. For 2013-2018, Canada committed CAD 250 million, and provided an additional CAD 3 million for the 2013-2014 outbreaks in the Horn of Africa. Contributions include approximately USD 18.6 million for activities in Nigeria, Pakistan, and Ukraine that were outside of the GPEI budget, but supported the overall goal of polio eradication.

Altogether the total **German** contribution to polio eradication from the outset amounts to approximately EUR 523 million (USD 648 million). Between 2014 and 2018, Germany contributed EUR 155.3 million for polio

eradication in the three endemic countries, Afghanistan, Pakistan, and Nigeria. Between 2013 and 2017, Germany has contributed EUR 100 million for the implementation of the Polio Endgame Strategy.

Italy responded to the polio eradication needs in Afghanistan and Pakistan by financially supporting the WHO and UNICEF during 2017-2018.

Since 2011, **Japan** has supplemented its traditional grant financing with innovative financing, in partnership with the Bill & Melinda Gates Foundation. Under this 'loan conversion' model, Japan has provided development assistance loans to the governments of Pakistan (approximately USD 103 million) and Nigeria (approximately USD 75.3 million) for vaccine and operations costs. As performance criteria are met, the BMGF started to repay the loan credit to the JICA on behalf of the Pakistani and Nigerian governments, in effect converting the loan to a grant. As a response to the new wild poliovirus cases in Nigeria in August 2016, Japan covered a large share of the UNICEF requirement in the subregional response with a mobilization of USD 36.4 million.

The UK committed GBP 300 million to polio eradication for the 2013-2018 period, including GBP 30 million to Gavi, for the procurement of inactivated polio vaccine. The UK also provided an additional GBP 13.8 million for the 2013-2014 Horn of Africa and Middle East outbreaks. After a successful pledging moment at the Rotary Convention in Atlanta on 12 June 2017, the UK approved an additional GBP 100 million commitment on 5 July 2017. Of that GBP 100-million additional payment, GBP 34 million was received in 2017 and GBP 33 million in 2018.

In accordance with the UN revenue recognition policy, from 2013 on, only the portion of **the US** appropriations directly attributed to the polio eradication activities implemented by the WHO and UNICEF is reflected in the G7 section subtotal (and therefore also the overall total). Further information about activities supported by US funding for polio eradication is available here.



Project for Strengthening Basic Health Care Services Management for UHC in Zambia

Technical cooperation project (October 2015). Zambia trails behind other African countries in terms of maternal and child health, and infectious disease control. In particular, Lusaka Province and Southern Province, where this project is being implemented, have seen significant increases in population caused by an influx of people from other provinces. This has led to a shortage of health facilities, staff, and medical equipment and consumables, resulting in a considerable decline in health services both in quantity and quality.

Japan has been an active proponent of UHC, which ensures that all people can receive the health services they need at an affordable cost throughout their life. Zambia is in the process of introducing and implementing various policies aimed at realizing UHC. However, over a 12-year period since 2000, Zambia's average life expectancy increased by 16 years, resulting in rapid population growth and aging, while the country's system for providing

appropriate medical services has been unable to keep pace due to a shortage of healthcare workers.

Given this situation, Japan launched the Project for Strengthening Basic Health Care Services Management for Universal Health Care in Zambia, in an effort to improve the country's management capabilities, by assisting health activity planning, as well as its implementation, assessment, and improvement, based on community situations and information. Specifically, the project provides assistance to the District Health Offices in four districts situated in Lusaka Province and Southern Province, not only for health activity planning, but also formulating management guidelines for activity planning focused on problem resolution in the healthcare system. The goal of the project is to have these District Health Offices use the guidelines to regularly and continually review and manage their health plan, with the hope that in the future, District Health Offices in other parts of these provinces will be able to use the guidelines to improve their health services.

In addition, this project is conducting a survey on the state of transport to obstetric hospitals, and the provision of services for high blood pressure and diabetes in these communities. The results will be compiled into useful recommendations for the Ministry of Health to formulate their policy.

This project is helping to achieve the SDGs by working to improve basic health services in developing countries. (as of December 2017).



© JICA project

4 Food security

After a decade of progress, recent trends signal a new rise in world hunger. More than 820 million people in the world were still suffering from hunger in 2018¹⁸—i.e. around one person out of nine. This rise is closely linked to various shocks and stressors, including climate change and increased conflicts: climate change is altering the patterns of temperature and precipitation that define the potential of agro-ecosystems. The increasing frequency and severity of extreme weather events are damaging vulnerable agricultural systems, and disproportionately affecting women. The increased number of conflicts, particularly in Africa and the Middle East, are creating localized and persistent food security crises.¹⁹

The G7 and other donors have made good progress on the AFSI, which was launched as a global effort in 2009 to respond to the 2007-2009 food price crises. By the end of December 2015, the G7 and other AFSI donors delivered USD 24.4 billion in support of bilateral and multilateral agriculture and food security programmes, against the original pledge of 22.6 billion. As a result, the committed amount was reached collectively (see Table 4.1). The **NAFSN, launched in 2012**, aimed to accelerate the implementation of key components of the Comprehensive Africa Agriculture Development Programme (CAADP) by leveraging responsible private investment and policy reform in support of the development goals. After four years of implementation, more than 300 Letters of LOIs were signed between the public and private sectors to invest about USD 9.3 billion in 12 African countries (see Tables 4.2 and 4.3). Some members of the G7 commissioned assessments to highlight implementation progress and lessons learned from the NAFSN.²⁰ Building on initial lessons learned from the New Alliance and Grow Africa partnerships, the AUC and the NEPAD launched the Country Agribusiness Partnership Frameworks, which calls for greater alignment of all existing instruments for private sector development within the agricultural sector under CAADP 2.0 (2015-2025) and the AU biennial review accountability

processes. Following the recommendations from the assessments, and lessons from country visits by the AUC/ Department for Rural Economy and Agriculture New Alliance Unit, the process was handed over to the AUC and NEPAD. Consequently, the G7 is no longer actively implementing NAFSN.

In line with the 2030 Agenda for Sustainable Development, eradicating hunger by 2030 is a crucial goal for the G7, which adopted the Broad Approach to Food Security and Nutrition in Elmau in 2015 and committed to “aim to lift 500 million people in developing countries out of hunger and malnutrition by 2030”.²¹ G7 countries have shown continuous commitments to increase food security and nutrition: direct assistance from G7 countries for agriculture, fishing, food security, and nutrition rose from USD 8.8 billion in 2015 to USD 11.2 billion in 2017. In 2017, at the Taormina Summit, G7 countries have further stressed the importance of reaching the most neglected areas, and decided to raise their collective support for food security, nutrition, and sustainable agriculture in sub-Saharan Africa through an array of possible actions, such as increasing ODA. In 2017, almost half (49.9%) of G7 members' total direct assistance for agriculture, fishing, food security, and nutrition worldwide was directed towards sub-Saharan African countries (USD 5.6 billion, out of a total amount of USD 11.2 billion).

Since 2017, the G7 Food Security Working Group publishes a G7 annual financial report on food security and nutrition, which shows G7 funding to subsectors of agriculture and nutrition that address the root causes of food insecurity. The 2019 report shows how G7 members incorporate key considerations, in particular climate change, into their ODA commitments. For example, more than a quarter of G7 ODA to agriculture includes climate mitigation objectives, showing that, although agriculture is vulnerable to challenges such as climate change and loss of biodiversity, it can also contribute to address them.

18. FAO, IFAD, WHO, WFP and UNICEF, The State of Food Security and Nutrition in the World, 2019, https://docs.wfp.org/api/documents/WFP-0000106760/download/?_ga=2.28776510.327806680.1564736776-712884967.1564736776.

19. The UNSC recalled the link between armed conflict and food insecurity in its res. 2417, adopted in May 2018.

20. Germany, the United States and the United Kingdom joint assessment report done by IFPRI, April 2018. France assessment report done by Cirad, July 2017: <https://au.int/en/documents/20180401/assessment-new-alliance-food-security-and-nutrition>.

21. Leaders' Declaration G7 Summit, Elmau, 2015.

Table 4.1 – Tracking the AFSI and related funding, January 2018 Update: Commitments and disbursements (USD million)

AFSI Donor	Period of Pledge	AFSI Pledge		Period Covered		Multilateral Channel		Bilateral Channel
		Total (1)	Additional (2)			Voluntary Core	Earmarked and Trust Funds	Agriculture, Agro-Industries, Forestry, Fishing (311, 32161, 312, 313)
Australia	FY 2009/10 - 2012/13	360.0	360.0	2009/10 - 2013	C(3)			
					D(4)	24.8	59.6	172.2
Canada	FY 2008/09 - 2010/11	1,037.0	526.0	FY 2008/09 - 2010/11	C			1,037.2
					D	149.7	235.9	655.2
EU	2010-2012	3,800.0	742.0	2010-14	C		182.0	2,232.0
					D		182.0	1,922.0
France	2009-2011	2,161.0	365.0	2009-17	C	42.1	14.1	1,379.8
					D	42.1	14.1	1,665.9
Germany	2010-2012	3,000.0	1,000.0	2010-14	C	254.0		744.3
					D	254.0		507.4
Italy	2009-2011	428.0	180.0	2009-11	C	242.1	52.3	129.1
					D	240.4	54.8	107.2
Japan	2010-2012	3,000.0	600.0	2010-2017	C			1,341.5
					D			1,152.3
Netherlands	2009-2011	2,000.0	139.0	2010-11	C			
					D	346.0	49.1	400.3
Russia	2009-2011	330.0	139.0	2009-11	C	31.2	146.5	69.2
					D	31.2	146.5	69.2
Spain	2009-2011	696.0	696.0	2009-10	C			
					D		460.5	180.8
Sweden	2010-2012	522.0	14.0	2010-11	C			
					D	237.0		209.9
UK	FY 2009/10 - 2011/12	1,718.0	312.0	FY 2009/10 - 2011/12	C			
					D	460.9	454.2	519.8
US	FY 2009/10 - 2012/09	3,500.0	1,751.0	FY 2010-13	C		591.7	3,047.9
					D		591.7	2,826.9
TOTAL PLEDGE		22,240.0	6,824.0		D			

(1) USD values of non-USD denominated pledges calculated at the 2009 annual average exchange rates against the USD.

(2) Appropriations for food security, additional to previously planned expenditures and representing spending plans above the baseline.

Breakdown by Channel/Sector

Nutrition (12240)	Development food aid/food security assistance (520)	with the main purpose of improving food security				Total	Pledge delivery
			Safety nets (i.e. social welfare services) (16010)	Rural development (43040)	Other (specify)		
						360.0	✓
	29.9		46.0	27.5		360.0	✓
						1,037.2	✓
						1,040.8	✓
136.0	498.0	1,265.0	387.0	507.0	6.0	5,213.0	✓
119.0	471.0	1,139.0	324.0	380.0	6.0	4,543.0	✓
6.1	204.4	83.6		177.7	208.9	2,116.6	98%
9.8	205.4	76.6		63.2	213.4	2,290.5	✓
	123.7	51.9		314.5	1,897.3	3,385.7	✓
	105.6	43.0		303.4	1,897.3	3,110.7	✓
1.5	57.9	97.6	35.5	24.8	34.5	675.2	✓
1.2	58.7	30.7	38.5	51.7	34.9	618.2	✓
		2,616.3			226.8	4,184.6	✓
		1,391.5			165.7	2,709.6	90%
							✓
11.0	68.3	33.9	103.3	149.9	1,006.4	2,168.2	✓
32.0	45.4	2.7			3.0	35.0	✓
32.0	45.4	2.7			3.0	35.0	✓
							✓
12.7	5.8			54.2		714.0	✓
							✓
2.6	5.3			93.1		548.0	✓
							✓
	229.6	64.2		270.1		1,998.9	✓
		641.8	55.0			4,336.4	✓
		497.7	42.6			3,958.9	✓
						24,391.0	✓

(3) C: A commitment is made by a government or official agency, backed by the appropriation or availability of the necessary funds, to provide resources of a specified amount under specified financial terms and conditions and for specified purposes for the benefit of a recipient country or multilateral agency.

(4) D: A disbursement takes place when the funds are actually spent against a committed budget amount. For further guidance, the OECD -DAC glossary defines a disbursement as: The release of funds to or the purchase of goods or services for a recipient; by extension, the amount thus spent. Disbursements record the actual international transfer of financial resources, or of goods or services valued at the cost of the donor.

✓ Means pledge (commitment and/or disbursement) fully delivered.

Table 4.2 – NAFSN LOIs implementation progress²²

Country		Benin	Burkina Faso	Côte d'Ivoire	Ethiopia	Ghana	Malawi
LOIs (African-Based Companies)		26 (22)	19 (10)	25 (12)	16 (6)	21 (8)	29 (19)
Value of Planned Investment (USD million)		112	64	887	753	170	230
Investment made in 2015 (USD million)		15	18		D	149.7	235.9
Jobs Created in 2015-2016 (% of female)		1,861 (67)	1,199 (68)	1,160 (70)	265 (92)	1,688 (78)	8,816 (22)
Small holders reached	Small holders reached in 2015 (% of female)	21	29	19	19	25	39
	Financial or data services	755	13,889	40	0	40,409	41,500
	Input products and services	4,617	300	Not Reported	144,959	3,194	24,705
	Mechanization products and services	355	70	Not Reported	872	3,193	5,200
	Open Market sourcing	1738	0	40	0	194	89,550
	Production contracts	7,180	300	Not Reported	56,259	15,794	16,540
	Training	3,945	13,839	Not Reported	34,259	40,409	73,800
	Total	161,337	87,416	145,546	215,526	231,491	1,477,069
LOI implementation status	Complete (%)	0	0	0	0	0	6
	Performing well/ahead of schedule (%)	30	33	33	43	14	6
	On plan (%)	20	17	33	14	57	31
	Minor problems (%)	50	17	0	29	14	25
	Major problems (%)	0	33	33	0	14	19
	Cancelled (number)	0	0	0	14	0	13

Source: New Alliance joint annual progress report for 2015, 2016. Submitted to the AU in 2016.

22. Ethiopia data is provisional pending in-country validation. In 2015, 10.36 million smallholders were reached by these investments, either directly or indirectly. Grow Africa asks all companies reporting to indicate what services were provided to smallholders. However, not all companies responded to this question, and therefore the table does not sum to 10.36 million.

Mozambique	Nigeria	Senegal	Tanzania	Kenya	Rwanda	Total
35 (25)	40 (26)	38 (29)	36 (17)	11 (4)	4 (1)	300
613	5,095	109	1,145	23	100	9,300
655.2						
2,461	7,276 (35)	4,226 (21)	1,225 (15)	164 (68)		30,341
0	15	23	35	37	46	28%
19,206	2,000	120	106,078	1,200		225,197
0	9,398	2,719	20,594	3,750		214,236
0	5,082	477	296	3,107		18,652
30,380	4,730	3,130	120	51,795		181,677
48,013	6,797	2,732	2,119	18,595	1,500	175,829
10,348	6,720	70,615	47,199	72,650	1,500	375,284
839,448	64,356	138,139	3,588,434	3,191,407	221,986	10,362,155
15	14	8	13	17	0	8.46
15	9	38	25	17	0	20
20	41	23	19	33	75	29.23
40	18	15	38	33	0	26.92
10	9	15	6	0	0	10.77
0	9	0	0	0	25	4.62

Table 4.3 – NAFSN financial commitments by development partners (USD million and percentage)

This table illustrates the financial commitments within each partner's cooperation framework. By 2016, G7 members and other donors disbursed USD 4.4 billion, or 103% of the expected funding within NAFSN.

Development partners	Original funding intention (USD million)		Prorated funding intention* (USD million)		Disbursements to date (USD million)		Percent disbursed against original (%)		Percent disbursed against prorated (%)	
	2014	2015	2014	2015	2014	2015	2014	2015	2014	2015
AfDB	16	51	6	0	5	17	33	34	89	
Belgium	25	18		18	16	14	63	75		75
Canada	242	248	166	248	223	287	92	115	135	115
EU	1,135	1,227	668	325	435	647	38	53	65	199
France	694	694	405	430	157	303	23	44	39	70
Germany	361	361	303	0	97	194	27	54	32	na
Ireland	50				33		65			
Italy	168	151	63	131	12	36	7	24	19	27
Japan	453	453	280	444	402	675	89	149	144	152
Norway	111	122		100	39	95	35	78		95
South Korea		6		5		5		83		92
UK	727	726	540	612	419	470	58	65	78	77
US	1,957	1,957	1,819	1,957	1,343	1,620	69	83	74	83
World Bank	166	166	73	0	41	57	24	34	56	na
Total	6,105	6,181	4,323	4,271	3,222	4,419	50	71	85	103

Source: New Alliance joint annual progress report for 2015, 2016. Submitted to the AU in 2016.

*Prorated funding intention indicates the funding intention for a specific year.

Commitment 19 L'Aquila Food Security Initiative



“Increase investment for agriculture and food security, including additional resources for food and development, by mobilising, with other donors, US\$ 20 billion over three years (by 2012) through the L'Aquila Food Security Initiative (AFSI). We commit to fulfil outstanding L'Aquila financial pledges, seek to maintain strong support to address current and future global security challenges, including through bilateral and multilateral assistance, and agree to take new steps to accelerate progress towards food security and nutrition in Africa and globally, on a complementary basis.”

L'Aquila 2009, Joint Statement on Global Food Security, 12; Camp David 2012, Declaration, para. 16.



Indicators

Baseline: 2009

Indicators:

- a. Percentage of L'Aquila financial pledge committed
- b. Percentage of L'Aquila financial pledge disbursed

Data sources:

- G8 AFSI Disbursement Table
- G8 Rome Principles Scorecard

Assessment

G7 members and other AFSI donors had collectively committed a total of over USD 22.2 billion by December 2012 against the original commitment of USD 20 billion made in L'Aquila, and disbursed a total of USD 24.4 billion. This commitment was collectively achieved by the end of 2015 (Table 4.1). **Canada, France, Germany, Italy, the UK, the US,** and **the EU** have disbursed more than their pledge amount, and Canada was the first G7 country to fully meet its AFSI commitment, completing its disbursements by April 2011.

Commitment 20

New Alliance for Food Security and Nutrition



“We commit to launch a New Alliance for Food Security and Nutrition to accelerate the flow of private capital to African agriculture, take to scale new technologies and other innovations that can increase sustainable agricultural productivity, and reduce the risk borne by vulnerable economies and communities. This New Alliance will lift 50 million people out of poverty over the next decade and be guided by a collective commitment to:

- invest in credible, comprehensive and country-owned plans,
- develop new tools to mobilize private capital,
- spur and scale innovation,
- and manage risk;

and engage and leverage the capacity of private sector partners – from women and smallholder farmers, entrepreneurs to domestic and international companies.”

Camp David 2012, Declaration, para. 18.

Score



Good

Progress



Indicators

Baseline: 2012

Indicators:

The assessment is based on the New Alliance’s own accountability process, which has assessed the Alliance’s progress since its launch in 2012, as summarized in its Progress Report 2014-2015.

Data sources:

- New Alliance reports to Leadership Council

Assessment

According to the latest available New Alliance Progress Report 2015-2016, G7 members and other donors disbursed USD 4.4 billion in 2016. While **Canada, Japan,**

and **the EU** had disbursed above their respective funding targets in 2015, other G7 members were still in the process of reaching their targeted disbursements.

As of the end of 2016, the number of participating African countries had increased from 3 to 12 (Benin, Burkina Faso, Côte d’Ivoire, Ethiopia, Ghana, Kenya, Malawi, Mozambique, Nigeria, Rwanda, Senegal, and Tanzania). African and international companies had also signed 300 LOIs to invest about USD 9.3 billion, of which more than USD 579 million had been invested in 2015-2016. **This is the last year the G7 will report on this commitment, as it has handed over the NAFSN to the AUC and NEPAD. The G7 will sunset the commitment accordingly.**

Commitment 21

Broad food security and nutrition development



“As part of a broad effort involving our partner countries, and international actors, and as a significant contribution to the Post 2015 Development Agenda, we aim to lift 500 million people in developing countries out of hunger and malnutrition by 2030. The G7 Broad Food Security and Nutrition Development Approach, as set out in the annex, will make substantial contributions to these goals.”

Elmau 2015, Elmau Leaders' Communiqué, p. 19.

“We have therefore decided to raise our collective support for food security, nutrition and sustainable agriculture in sub-Saharan Africa through an array of possible actions, such as increasing Official Development Assistance, better targeting and measuring our respective interventions in line with food security and nutrition-related recommendations defined at Elmau and Ise-Shima, and ensuring they reach women and girls, backing efforts to attract responsible private investments and additional resources from other development stakeholders. We will encourage blended finance and public private partnerships (PPPs). We will act in line with African countries priorities and consistently with the African Union Agenda 2063, aiming to reach also the most neglected areas and the most vulnerable people.”

Taormina 2017, Leaders' Communiqué, para. 30.

 Score



Below Expectations

Progress 

Indicators

Baseline: 2015

Indicator 1 (total and sub-Saharan Africa data reported separately):

Trend of hunger and malnutrition

- No. of people suffering from hunger
- No. of people suffering from stunting

Data sources:

- Alignment with SDG2 Monitoring (e.g. FAO The State of Food Security and Nutrition in the World; UNICEF-World Bank Stunting Database; ICN2 Progress Report, Global Nutrition Report)

Indicator 2:

consists of the following seven sub indicators:

Indicator 2-1

Percentage of G7 member programmes on agriculture and rural development that include objectives and expected results to increase the incomes of smallholder farmers

Indicator 2-2

Percentage of resources committed to agriculture that include specific gender objectives

Indicator 2-3

G7 donors' performance standards for ODA supported investment instruments are reviewed to be aligned with the VGGT and the Principles for Responsible Investment in Agriculture and Food Systems

Indicator 2-4

Percentage of resources committed to agriculture that include climate adaptation and/or mitigation objectives

Indicator 2-5

Resources committed to nutrition-specific and nutrition-sensitive interventions

Indicator 2-6

G7 strategic focus to strengthen linkages between short-, medium- and long-term food security and nutrition support/ programmes and to enhance transition between relief and development

Indicator 2-7

G7 governments have provided technical support and/or funding to improve and/or expand capacities to collect, analyze, and/or use food security and nutrition indicators in support of SDG2 targets.

Data sources:

- G7 self-reporting
- OECD-DAC data base

Indicator 3:

consists in the following two sub indicators

Indicator 3-1

G7 members Direct Assistance for agriculture, fishing, food security and nutrition worldwide and more specifically in sub-Saharan Africa.

Indicator 3-2

G7 members other assistance with explicit objectives to improve people's food security and/or nutrition.

Data sources:

- G7 Self-reporting based on CRS Codes and agreed methodology

Assessment

G7 countries have worked to define a common methodology to report on these indicators, using a combination of OECD DAC data and self-reported data. The annual financial report on food security and nutrition, first published in 2017 under the leadership of the Italian presidency, summarizes all the data. The financial report presents aggregated data on bilateral and multilateral financial commitments, and disbursements in the food security and nutrition sectors for each of the G7 members.

The 2019 financial report shows a significant level of commitment of the G7 to food security and nutrition: direct assistance for agriculture, fishing, food security, and nutrition from the G7 have increased from USD 8.8 billion in 2015 to USD 11.2 billion in 2017 (indicator 3.1). Nutrition-specific and nutrition-sensitive interventions from the G7 (indicator 2.5) have reached respectively USD 567 million (stable compared to 2015) and USD 6,607 million (a rise of 21% compared to 2015). More specifically, in 2017, 62% of G7 commitments for agriculture and rural development programmes were targeting the income increase of smallholder farmers, and 72% of programmes in agriculture were gender sensitive (OECD DAC Gender marker 1).

Despite significant progress, this commitment has been assessed as "below expectations". According to the 2018 FAO report on the State of Food Security and Nutrition in the World, we are currently facing a rise in world hunger: from 784 million people in 2015, the number of undernourished people in the world increased to 821 million in 2017. Considering the current situation and the increasing food insecurity at the global scale, the initial G7 countries' commitment to lift 500 million people in developing countries out of hunger and malnutrition is, at this stage, considered as below expectations.



Global Food and Nutrition Security Programme in 12 countries: impact and strong monitoring and evaluation in Malawi

The global programme, “Improving food and nutrition security and strengthening resilience”, as part of the German special initiative, “One World–No Hunger”, improves nutrition in 12 countries, mainly in sub-Saharan Africa. With a budget of EUR 185 million, it aims to ensure that infants, women of childbearing age, pregnant women, and breast feeding mothers in particular have access to sufficient and healthy food at all times. The programme applies a multi-sectoral, multi-level approach, addressing the various aspects of achieving improved nutrition of vulnerable households, and reaches up to 8.6 million people. The programme in Malawi focuses on a variety of interventions:

1. Increasing dietary diversity of women and young children through nutrition education and advocacy in care groups, Village Savings and Loan groups; and through promoting participatory Village-Level Action Plans.
2. Building the institutional capacities of the two District Nutrition Coordination Committees to plan, coordinate, and monitor nutrition programmes.
3. Feeding back lessons learned on nutrition-sensitive approaches in social protection and agriculture, and sharing of results within the ‘Scaling Up Nutrition’ Initiative and technical working groups.



© Robin Rothweiler, GIZ 2017

The Results in figures: During the three-year implementation phase, the programme has reached approximately 37,000 households directly in Dedza and Salima. Almost 450 basic service providers have been trained to deliver knowledge on nutrition practices, hygiene, and sanitation, as well as agriculture practices. Multi-sectoral interventions have led to increased quantity and diversity of food (measured by different indicators on an individual level) over a three-year period. Most beneficiaries participate in care groups. Village Savings and Loan groups are empowering women and enable nutrition-sensitive decision-making.

The functioning of the District Nutrition Coordination Committees in the two districts, Dedza und Salima, has significantly improved. The project supported the development of nutrition profiles that serve as planning tools for future nutrition interventions. Furthermore, they are now actively defining and strengthening the vertical coordination structures, including nutrition committees at the village level. The project supports the creation of nutrition-sensitive district development plans, as well as Village-Level Action Plans. In this financial year (2018-2019), the government ensured for the first time that all sectors in the district had earmarked 2% of the budget for nutrition. Learning experiences and best practices on how to integrate nutrition into strategies and plans in other sectors are continuously fed into national policy dialogue processes on nutrition. Together with other actors of the SUN network, the project supported the development and approval of the new “National Multi-Sectoral Nutrition Policy”.

About “One World–No Hunger”: Through this special initiative, the BMZ has declared that the fight against hunger and malnutrition is a political priority. In 2018, BMZ committed an additional EUR 461.3 million of funds for projects of the special initiative.

5 Education

High-quality, accessible, and inclusive education is crucial for the achievement of successful and sustainable development. G7 members are major donors to education and share a long-lasting commitment to fund education in developing countries. The Education For All framework for action adopted in 2000, focusing on providing good quality basic education to all children in the world, underpinned the G7's approach to education until 2015. Since 2015, the SDG4 aims to "Ensure inclusive and equitable quality education, and promote lifelong learning opportunities for all" by 2030.

G7 members, including the EU, are on a positive track in terms of ODA directed to education. In 2017, ODA to education by G7 members and the EU reached its highest level since records on disbursements were established in 2002, at USD 7.8 billion. More broadly speaking, since 2010, the G7 and the EU allocated USD 59.3 billion in ODA to education, of which USD 13.7 billion was directed to basic education (Figure 5.1). The G7 and EU ODA for basic education increased from USD 1.7 billion annually in 2010 to USD 2 billion in 2017, and from USD 764 million in 2010 to USD 1.2 billion in 2017 in GPE partner countries (Figure 5.1). Despite progress, G7 ODA to education remains insufficiently directed to countries most in need, as well as basic education, understood as pre-primary, primary and secondary levels. Exceptions to this are the US and the UK, the largest bilateral donors to basic education, with increasing disbursements over the past years.

Challenges remain high, as 262 million children and adolescents aged 6 to 17 were still out of school in 2017, representing nearly one-fifth of the global population of this age group (UNESCO, SDG4 steering committee, 2019). Moreover, 617 million children and adolescents globally—including 387 million children of primary school age (58% of the population in this age group) and 230 million adolescents of lower secondary school age (56% of the population in this age group)—do not achieve minimum proficiency levels in reading and in mathematics. In this context, international cooperation needs to be scaled up to allow all children to complete free, equitable, inclusive, and quality early childhood, primary, and secondary education. **In this context, the participation of all G7 countries in**

the GPE is of great significance. All G7 members are partners and among the main contributors to the GPE, founded in 2002 to accelerate progress towards the provision of good quality basic education for all children. It currently works with 68 developing countries, to help ensure that every child receives a quality basic education, prioritizing the poorest, the most vulnerable, and those living in countries affected by fragility and conflict. GPE mobilizes financing, fosters multi-stakeholder sectoral dialogue in countries, and supports the national authorities in building effective and inclusive education systems.

Since 2003, the GPE has received USD 5.6 billion from 27 donors (December 2018), of which USD 2.4 billion from the G7 and the EU (43% of total funding since the initiative's inception). In 2018, the GPE financing conference, co-hosted in Dakar by Senegal and France, saw an unprecedented international mobilization for education. For the current period (2018-2020), donors pledged a contribution of USD 2.3 billion, of which USD 1.3 billion from G7 countries and the EU—which accounts for more than 56% of GPE funding for the current period. Developing countries pledged USD 110 billion to their national education funding for the same period. This represented an important increase compared to the previous replenishment period (2014-2017), with USD 1.4 billion from all donors, and USD 80 billion from partner countries to education.

Regarding access to quality education, girls, adolescent girls, and women still represent one of the most vulnerable groups, as they face many barriers to quality education, including child, early, and forced marriage, early pregnancy, female genital mutilation (FGM), and violence in and around schools. Schools and the classroom environment can also be barriers if lacking sufficient WASH infrastructure, menstrual hygiene management, boundary walls, lighting, trained female teachers, and teaching materials with positive role models. Girls are more likely to be excluded from schools in emergency contexts, and in conflict-affected and fragile states. This reality is reflected in the growing attention the G7 has accorded to this topic in recent years. Through the 2018

Charlevoix Declaration on Quality Education for Girls, Adolescent Girls and Women in Developing Countries, they recently committed to increase opportunities for at least 12 years of safe and quality education for all, and to dismantle the barriers to girls' and women's quality education, while improving coordination, particularly in emergencies and in conflict-affected and fragile states. In 2019, G7 countries further committed to address inequalities in education in developing countries, particularly in sub-Saharan Africa and the Sahel, through collaborative,

sustainable, and gender-responsive education policies, and increased efforts to address education sector financing gaps for basic education. They adopted the "Gender at the Centre" initiative to foster renewed effort to promote gender-responsive education sector planning. **Aid to education is also growing through the humanitarian aid sector, with the creation of Education Cannot Wait (ECW) in 2016**, which operates in fragile contexts. G7 countries contribute to more than 50% of ECW funds (USD 169 million in signed and pledged contributions since 2016).

Table 5.1 – G7 contribution to the GPE, 2011-2018 (USD million)

	2011	2012	2013	2014	2015	2016	2017	2018
Bilateral contributions								
Canada	0.2	45.6	-	-	23.5	22.5	22.4	24.3
France	22.5	21.0	23.0	-	1.1	8.4	8.7	30.2
Germany	7.2	7.7	9.3	8.6	7.7	7.7	7.9	20.7
Italy	2.1	1.6	2.0	1.8	1.7	4.3	2.4	4.7
Japan	0.7	5.4	5.1	2.9	2.4	1.5	1.9	1.8
UK	156.6	144.5	96.6	78.3	-	136.8	102.0	34.4
US	-	0.8	21.0	20.2	40.0	115.0	-	75.0
EU	3.9	20.4	3.1	36.5	-	36.0	118.4	146.8
G7 total	193.3	247.0	160.2	148.3	76.4	332.1	263.7	337.8

Source: The GPE.

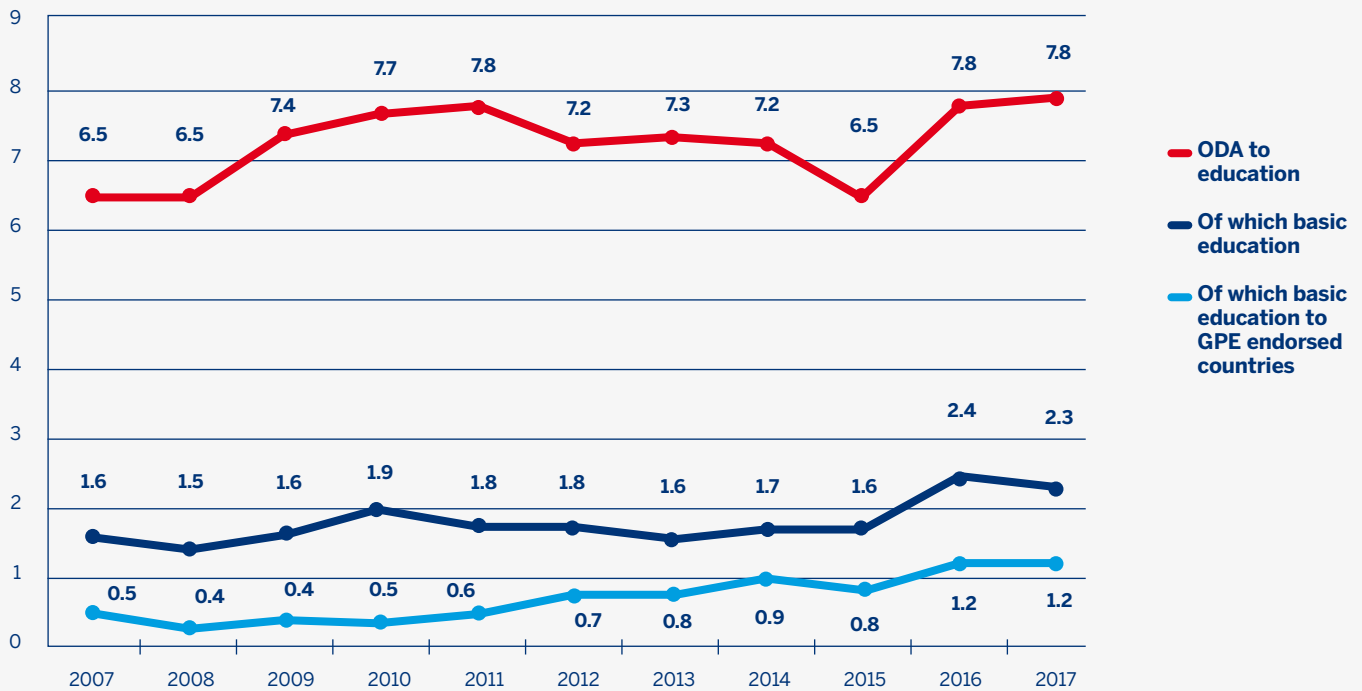
Table 5.2 – G7 gross bilateral ODA to education in fragile countries with the aim of achieving gender equality between women and men, boys and girls (USD million and percentage)

	G7 gross ODA disbursements to education in fragile countries* in 2017 (USD million)	of which OECD Gender marker 1+2 (in percentage of screened ODA)	of which OECD Gender marker 2 (in percentage of screened ODA)
Canada	94.8	92%	2%
France	348.1	92%	2%
Germany	678.1	84%	2%
Italy	50.4	35%	2%
Japan	191.6	19%	2%
UK	476.7	87%	16%
US	1,001.7	48%	9%
EU	328.8	70%	2%
G7 total	3,170.2	65%	7%

* List of fragile countries as defined by the OECD and the World Bank.

Source: OCDE CRS DAC Code 110 on education, OECD Gender Marker.

Figure 5.1 – G7 collective ODA disbursements to education, 2007-2017 (USD billion)

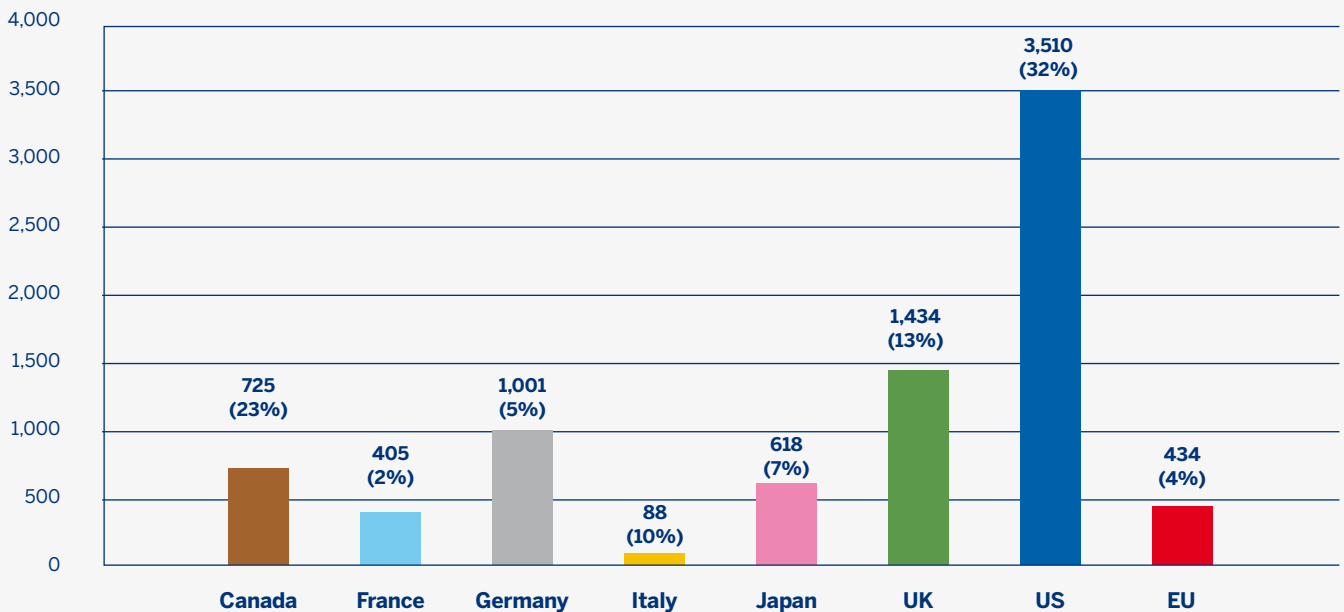


Source: OECD CRS Codes: 110 on education, 112 on basic education.

Note: GPE developing-country partners are 44 (2010), 46 (2011), 54 (2012), 59 (2013), 60 (2014), 61 (2015), 65 (2016 & 2017). Source: Website of GPE.

Figure only includes disbursements to education and basic education in partner developing countries, including GPE partner countries, and does not account for any type of budget support, including contributions to GPE.

Figure 5.2 – G7 ODA allocated to basic education in GPE partner countries, as % of G7 ODA to education in all developing countries accumulated total, 2007-2017 (USD million and percentage)



Source: OECD CRS Codes: 110 on education, 112 on basic education.

Note: GPE developing-country partners are 44 (2010), 46 (2011), 54 (2012), 59 (2013), 60 (2014), 61 (2015), 65 (2016 & 2017). Source: website of GPE.

Figure only includes disbursements to education and basic education in partner developing countries, including GPE partner countries, and does not account for any type of budget support, including contributions to GPE.

Commitment 22 Global Partnership for Education



“The G8 will continue to work with partners and other donors to meet shortfalls in all FTI (now the Global Partnership for Education – GPE) endorsed countries.”

Heiligendamm 2007, Growth and Responsibility in Africa, para. 38

 Score

 Excellent

Progress 

Indicators

Baseline: 2007

Indicators:

- OECD data about G8 ODA to education, basic education, and basic education to GPE countries (Figure 5.1)
- Donor prioritization of basic education and GPE countries: % of education ODA going to basic education in GPE countries (Figure 5.2)

Data sources:

- OECD DAC
- National sources for Russia²³

Assessment

Of the total USD 59.4 billion that the G7 including the EU contributed to education in the period 2010-2017, USD 13.6 billion went to basic education, including USD 7.2 billion to countries endorsed by the GPE, which demonstrates that the G7 itself has been targeting resources to GPE-endorsed countries. G7 funding to basic education in GPE countries has risen from USD 617 million in 2011 to USD 1.2 billion in 2017.

During the 2007-2017 period, Canada disbursed CAD 3.2 billion to bilateral aid in education, of which 1.7 billion (53%) in GPE partner countries. Since inception, Canada has contributed CAD 177.6 million to the GPE. For the 2018-2020 period, Canada announced funding of CAD 180 million at the Replenishment Conference held in Dakar in February 2018. During its 2018 G7 presidency, Canada further announced an investment of CAD 400 million over three years in education for girls, adolescent girls, and women in conflict, crisis, and fragility contexts, including

refugee hosting countries. **During the 2007-2017 period, France’s ODA for basic education reached EUR 1.5 billion, of which EUR 405 million in GPE partner countries.** France and the GPE share the same focus on sub-Saharan Africa, the Sahel region, and conflict and fragile areas, with a main focus on system strengthening and the quality of learning. In 2017, France allocated EUR 230 million for basic education and system strengthening, infrastructures, and teacher training. The AFD disbursed EUR 613 million in GPE countries for basic education, system strengthening, infrastructures, and teacher training between 2007 and 2018, EUR 238 million in the last four years (2015-2018). In February 2018, France and Senegal co-hosted the GPE replenishment conference in Dakar. France’s contribution to GPE has increased from EUR 17 million for the 2015-2017 period to EUR 200 million for 2018-2020.

During the 2007-2017 period, Germany’s ODA for basic education reached EUR 1.5 billion. The German contribution to the GPE Fund from 2008 to 2017 amounts to EUR 60.7 million. In addition, Germany provides direct support to GPE countries through the “Backup Initiative–Education in Africa” to assist countries to successfully apply for and efficiently implement GPE grants (EUR 20.6 million from 2011 to 2020). For the current replenishment period (2018-2020), Germany has committed up to an amount of EUR 75 million.

Since inception, Italy has contributed USD 52 million to the GPE. At the Replenishment Conference in Dakar (2018), Italy tripled its previous pledge, and committed a total of EUR 12 million for the current (2018-2020) replenishment. In 2017, the Italian G7 presidency helped to advocate for investing in GPE, and in education globally, through the Taormina progress report: *Investing in Education for Mutual Prosperity, Peace and Development*. Italy works mainly in the areas of

23. G7 leaders suspended the G8 format on 2 March 2014, as a result of Russia’s clear violation of Ukraine’s sovereignty and territorial integrity.

reforming national education systems (e.g. El Salvador), supporting basic education of girls (e.g. Senegal) and is engaged in protecting the right to education of refugees and migrant children.

Since 2008, Japan has contributed USD 26.5 million to the GPE. Under the current (2018-2020) replenishment, Japan pledged and contributed USD 2.7 million, and made an additional contribution of USD 2.3 million to GPE in 2019. In line with Japan's new education cooperation strategy adopted in 2015 ("Learning Strategy for Peace and Growth"), Japan's priority areas include girls' education, and responding to the needs of marginalized populations, in line with the GPE's goals in its strategic plan.

70% of the UK's bilateral education ODA is in GPE developing-country partners, and the UK spends 63% of sector-allocable funds on basic education. The UK has contributed USD 1.12 billion to GPE since its inception, the largest cumulative contribution. Under the current (2018-2020) replenishment, the UK will contribute GBP 225 million, with 30% of the amount dependent on the achievement of key results: better quality learning assessments; higher quality education sector plans, and an improved collection of disaggregated data, particularly around marginalized groups.

The US has been a top contributor to basic education over the past ten years. Between 2007 and 2017, the US Government increased its allocations to basic education in GPE countries—from 28% in 2007 (USD 169.8 million) to 54% (USD 844.63 million). The US contributed USD 270 million to the GPE between 2012 and 2017, and an additional USD 87.5 million in 2018. In September 2018, the US launched its Government Strategy on International Basic Education (2019-2023), and reaffirmed its commitment to education in developing countries, including through increased emphasis on education for children in crisis situations, and partnerships with non-state schools.

The EU's disbursements to the education sector in GPE countries for the 2007-2013 period represented EUR 1 billion, in support of at least 26 GPE countries (project modality, sector budget support, and estimate of general budget support with education focus). For the financial perspective for 2014-2020, EU education programmes are being implemented in at least 31 GPE countries, amounting to more than EUR 1.8 billion. Since 2005, the EU contributed EUR 618 million to the GPE, which includes its additional contribution of EUR 100 million under the current (2018-2020) replenishment.

Commitment 23

Quality education for women and girls²⁴



“Through the Charlevoix Declaration on Quality Education for Girls, Adolescent Girls and Women in Developing Countries, we demonstrate our commitment to increase opportunities for at least 12 years of safe and quality education for all and to dismantle the barriers to girls’ and women’s quality education, particularly in emergencies and in conflict-affected and fragile states.”

Charlevoix 2018, G7 Summit Communiqué, para. 11.

 Score

 New

Indicators

Baseline: 2018

Indicators:

- G7 ODA to education (all levels aggregated) with the aim of achieving gender equality between women and men, boys and girls, disaggregated for emergencies, conflict-affected, and fragile states, as defined by the OECD or the World Bank (Gender markers: 2. Principal and 1. Significant as total and single markers).
- Gross and net enrolment ratios by level of education (sex disaggregated; and disaggregated by all developing countries and fragile states).
- Completion rates by level of education (sex disaggregated; and disaggregated by all developing countries and fragile states).

Data sources:

- OECD DAC CRS
- UIS Stats Database
- UNESCO Global Education Monitoring Report
- GPE Annual Results Report
- Education Cannot Wait Annual Results Reports
- Countries featured either in the OECD States of Fragility Report or in the World Bank Harmonized List of Fragile Situations, for the fiscal year of reference

Assessment

The accountability exercise on the Charlevoix commitment for quality education for women and girls will effectively begin once data for the 2018 baseline is available.

At the G7 Summit in 2018, specific commitments were made by several G7 members, amounting to a total of at least USD 932 million towards advancing supporting girls’ and women’s education and skills’ development for education in the coming years.²⁵ These commitments leveraged further pledges by non-G7 donors in support of equal education opportunities for girls, in alignment with the Charlevoix declaration, including through financial support to the GPE and the ECW, which were announced during the UNGA high-level week in September 2018.

In 2019, the G7 AWG worked to develop appropriate indicators for monitoring progress towards the Charlevoix Declaration on Quality Education in the coming years. The indicators are meant to monitor the efforts of G7 members against their commitments, while adopting a broad approach to monitoring both donors’ action and results for girls’ and women’s education and skills training in developing countries. The core indicator will broadly monitor the targeting of G7 education financing in emergencies and/or conflict-affected and fragile states. The monitoring of enrolment and completion of education,

24. The United States did not sign on to the Charlevoix Leaders’ Communique or its annexes. However, the United States continues to prioritize education for women and girls in our development agenda, and may report voluntarily on this area in future Progress Reports.

25. Based on the OECD 2018 exchange rate (OECD National Accounts Statistics).

especially by girls, adolescent girls, and women at all levels of education in developing countries and fragile states will help to measure the effectiveness of ongoing systemic efforts in education. We hope that, over time, we will see both an improvement in enrolment and completion figures, which will act as proxy measures of the overall success of global efforts to dismantle barriers to girls' and women's quality education.

Pending the availability of data for the 2018 baseline, the following observations may be of relevance for the purpose of this 2019 progress report:²⁵

The G7 increasingly puts emphasis on promoting gender equality in areas where girls and women are disproportionately affected in their daily lives and access to essential services, including education: **in 2017, they devoted USD 1.67 billion to education, with the aim of achieving gender equality in fragile and conflict-affected countries** (see Table 5.2). Although this represents 65% of G7 screened ODA to education channelled to these countries, ODA to education with gender equality as a principal objective only

accounts for 7% of total G7 ODA to education in fragile countries, underlying the need to increase efforts to support girls' and women's education and empowerment in countries experiencing conflict and fragility.

According to the latest available data on education achievements—compiled and analysed annually in the gender review of the Global Education Monitoring report (UNESCO-GEMR)—while the situation globally is improving for both boys and girls, **there remains a lot of variation from region to region and, in some countries, gender gaps remain significant.** UIS data show that inequalities regarding education enrolment are higher in fragile countries than at the global scale: in 2017, net enrolment ratios at the primary level in fragile contexts were 79.6% for girls and 81.3% for boys, compared to, respectively, 87.9 % and 88.5 % globally.

These insights call for further efforts to support girls' and women's access to quality education at all levels, particularly in conflict-affected and fragile states, in line with the G7 Charlevoix commitment.

25. 2017 data are provided in this report for information purpose only. They are not to be used as a baseline for future reporting.



Empowering teachers' unions to end school-related gender-based violence

Ending school-related gender-based violence (SRGBV) is a top priority for Canada and our goal to improve access to quality education. Under our Feminist International Assistance Policy, we recognize that the poorest girls who do not have access to quality education are more likely to be subject to violence and unlikely to break the cycle of poverty. In order to address the issue of unequal access to quality education for students, we must first develop a targeted approach to end SRGBV. SRGBV includes any act of violence, from bullying to sexual harassment and corporal punishment.

Other implicit acts of SRGBV stem from everyday practices that reinforce stereotyping and gender inequality, and encouraging a violent or unsafe environment²⁷. The Education Unions Take Action programme, funded by the government of Canada, is delivered through a partnership between Education International, Gender at Work, and the UN Girls' Education Initiative. This programme aims to build the capacities of African education unions and their members to engage in the fight against SRGBV by

testing innovative approaches through the facilitation of gender action learning processes at each union.

In 2018, Canada and its G7 partners agreed to address the issue of access to quality education for girls and women in conflict and crisis settings. The Charlevoix Declaration on Quality Education for Girls, Adolescent Girls and Women in Developing Countries is a targeted response to issues related to SRGBV. Through projects such as Education Unions Take Action, Canada is working closely with teachers and their unions across sub-Saharan Africa to build their capacity. This includes:

- Using "Gender Action Learning" as a participatory learning methodology that is rooted in the principles of gender-transformative change. These workshops, led by Gender at Work, engage and build strong leadership across the unions; exchanging stories related to SRGBV to destigmatize the issue; as well as create a support system of peer-learning workshops, mentoring and capacity-building to test, and adapt methods to fight this issue.
- Since 2016, 396 union staff and members have been directly engaged in actions to address SRGBV, reaching over 30,000 individuals. One of the effects of the Gender Action Learning process has been a ripple effect on unions that did not participate in the initiative, but have decided to address SRGBV as part of their core work.
- The change projects have ranged from strengthening women's leadership and representation within the union structure and union policy reform to end SRGBV, to working with school clubs and pilot schools to empower teachers and students to end SRGBV.

© UNICEF/UNI99727/Pirozzi/Country: Niger/Year: 2010



27. UNGEI and UNESCO (2015). School-Related Gender-Based Violence is Preventing the Achievement of Quality Education for All. See <http://www.ungei.org/srgbv/files/232107E.pdf>

6 Equality

Gender equality is essential to the full and equal enjoyment of all human rights, a fundamental human right, and a necessary foundation for a peaceful, prosperous and sustainable world.

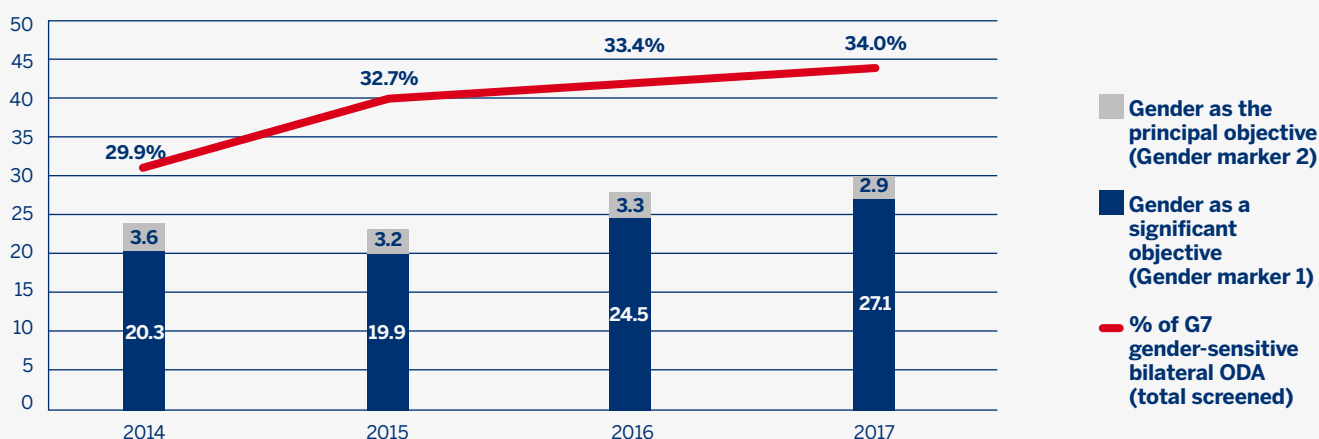
Under the Millennium Development Goals, the world made important progress towards gender equality and women's empowerment worldwide, including equal access to primary education. However, women and girls continue to suffer discrimination, violence, and limited opportunities globally. In 2015, world leaders thus committed to achieve gender equality and the empowerment of all women and girls by 2030, ensuring that all human beings can fulfil their potential, with dignity and equality, and in a healthy environment.

In line with their global priorities and the 2030 Agenda, which comprises a standalone goal on gender equality (SDG5) including a new target on ending harmful practices, as well as the commitment to mainstreaming gender equality throughout all goals, G7 countries have defined ambitious objectives to support women's empowerment, to improve access to education, and to reduce gender-based violence. During the Elmau G7 Summit in 2015, G7 leaders specifically committed to increasing the number of women and girls benefiting from technical and vocational education and training (TVET) in developing countries by one third by 2030. During the Japanese

G7 presidency in 2016, G7 leaders committed to empowering women and girls by promoting active roles of women in Science, Technology, Engineering, and Mathematics. In 2017, the Italian G7 presidency delivered a roadmap for a gender-responsive economic environment, focused on issues such as equal participation in decision-making, and the fight against gender-based violence. During its G7 presidency in 2018, Canada made gender equality a cross-cutting priority, and integrated it in all areas of G7 work. The Gender Equality Advisory Council (GEAC) to the G7 presidency was established to support efforts towards gender equality, and the G7 agreed on three major G7 commitments towards girls' education and women's economic empowerment.

In 2019, France has placed gender equality at the heart of its G7 presidency, focusing on three key priorities: advancing the empowerment of African women, particularly women in the Sahel, by supporting women entrepreneurs in growing their businesses, combating sexual and gender-based violence, and promoting women's and girls' education, through advocating for girls to be able to attend school, and fostering lifelong learning for women. France has decided to continue the GEAC established by Canada in 2018, and tasked the GEAC with compiling the Biarritz Partnership for Gender Equality, a compendium of best legal practices and model legislation to advance gender equality globally.

Figure 6.1 – G7 bilateral contributions to gender equality and women's empowerment (USD billion and percentage)



Source: OECD DAC CRS Gender marker.

Commitment 24

Sexual and reproductive health and rights²⁸



“We are committed to ensuring sexual and reproductive health and reproductive rights, and ending child, early and forced marriage and female genital mutilation and other harmful practices.”

Brussels 2014, The Brussels G7 Summit Declaration, para. 21
Ise-Shima 2016, G7 Ise-Shima Leaders' Declaration, pp. 9, 12

 Score



Satisfactory

Progress



Indicators

Collective assessment

Baseline: 2014

Indicators of progress:

- Sexual and reproductive health and reproductive rights.
- OECD RMNCH Policy Marker CEFM/FGM.
- Global mechanisms in place to collect data and track prevalence of FGM and CEFM in line with UN SDGs and indicators.
- G7 countries sign up to international resolutions on CEFM and FGM (e.g. UNGA Third Committee Resolution on CEFM)
- Development programming on CEFM and FGM.
- Reduced global prevalence of CEFM and FGM.

Data sources:

- G7 members own records - self assessed
- OECD DAC data (to be used for SRHR but not for CEFM/FGM)
- UNICEF Global Database on Child Protection
- Reports from UNFPA, Countdown 2015/2030 (only to be used for global progress on SRHR, not for countries' financial contributions)
- UNFPA reports and database
- UN Pop Division World Population Prospects
- Demographic and Health Surveys, Multiple Indicator Cluster Surveys (both regarding CEFM/FGM)
- World Bank's Gender Data Portal (CEFM)

- UN Commission on Population and Development (CPD) (regarding sexual and reproductive health and reproductive rights)

Assessment

SRHR

G7 members including the EU²⁹ increased their contributions to foster SRHR in developing countries by 75% between 2014 and 2017, reaching a total of USD 5.1 billion in 2017.³⁰ Although the ODA volume specifically allocated to reproductive health care increased from USD 641 million to USD 849 million in 2017, its share of total ODA for SRHR slightly decreased (17% in 2017 against 22% in 2014).

Global mechanisms in place to collect data and track prevalence of FGM and CEFM in line with SDGs and indicators

G7 members contributed to the inclusion of indicators on the prevalence of FGM and CEFM among SDGs indicators (indicator 5.3.1. “Percentage of women aged 20-24 who were married or in a union by age 18” and indicator 5.3.2 “Percentage of girls and women aged 15-49 who have undergone FGM/cutting, by age”).

28. The United States reserves its position with respect to this commitment as currently formulated. The United States remains committed to ending child, early, and forced marriage, and female genital mutilation, and other harmful practices. The United States continues to lead in promoting the health of women and girls, adolescents and children, including through access to voluntary family planning excluding abortion and/or abortion counselling.

29. Although they spend significant funding on SRHR, France and the UK do not report on reproductive health care (CRS 13020) in the OECD CRS.

30. OECD RMNCH Policy Marker. These figures do not account for the UK, which does not screen ODA against the RMNCH marker.

G7 countries sign up to international resolutions on CEFM and FGM

In 2018, six³¹ G7 member countries were co-sponsors of the UNGA resolution A/RES/73/153 “*Child, early and forced marriage*”, co-sponsored by 114 member states. Five G7 member countries (Canada, France, Germany, Italy and Japan) co-sponsored the UNGA resolution A/73/5149 “*Intensifying global efforts for the elimination of female genital mutilation*”, which was co-sponsored by 121 States).

Development programming on CEFM and FGM

G7 members are supporting a variety of programmes and activities aimed at ending CEFM and FGM at all levels. Among others, some G7 members³² are supporting two UNFPA-UNICEF joint programmes to end FGM and CEFM.

Reduced global prevalence of CEFM and MGF

Although significant progress has been made in reducing the prevalence of CEFM globally, the situation is still alarming in many countries. During the past decade, the

proportion of young women aged 20-24 who were married before the age of 18 decreased by 15%: from 1 in 4 (25%) to approximately 1 in 5 (21%). This progress has been largely driven by India, and is uneven across regions; prevalence is as high as 41% in Western and Central Africa, where progress is slower.³³ Over the past ten years, the average annual rate of reduction in the prevalence of child marriage observed globally has been 1.9%, and would have to be multiplied by 12 in order to eliminate the practice by 2030 (SDG 5.3).³⁴

Because of population growth in high-prevalence regions, the total numbers of girls subjected to child marriages and at risk of undergoing FGM are actually projected to increase by 2030.

Current data compiled by UNICEF³⁵ in 26 countries show prevalence rates of FGM among girls and women aged 15-49 ranging from near 0% (Uganda) to 97% (Guinea); prevalence is above 10% in 20 of these countries (18 in sub-Saharan Africa and 2 in the Middle-East). Estimations from UNFPA indicate that 68 million girls face the risk of undergoing FGM between 2015 and 2030, from 3.9 million girls mutilated each year to 4.6 million by 2030.

31. Canada, France, Germany, Italy, Japan, and the UK.

32. Canada, Germany, Italy, the UK, and the EU.

33. UNICEF, *Child Marriage: Latest trends and future prospects*, New York, 2018, pp. 2-3.

34. *Idem*, pp. 3, 4, 5.

35. Source: UNICEF global databases 2018, based on Demographic and Health Surveys, Multiple Indicator Cluster Surveys and other nationally representative surveys.

Commitment 25

Technical and Vocational Education and Training for women and girls



“We commit to increasing the number of women and girls technically and vocationally educated and trained in developing countries through G7 measures by one third (compared to “business as usual”) by 2030”.

Elmau 2015, p. 20.

Score

N/A

Progress



Indicators

Baseline: 2015

Indicators:

- Number of women and girls reached through G7 TVET measures: a) directly; b) through support of educational institutions; or c) through policy-level interventions.

Data sources:

- Self-reporting according to the framework agreed within the G7 TVET Expert working group.

Assessment

Since the Elmau Summit in 2015, G7 members have increased their funding to support TVET in developing countries, generally as part of overall workforce development and professional integration programmes. It represents a growing part of members' respective development policies. However, as pointed out in the *Ise-Shima* progress report, follow-up on the G7's 2015 commitment to support technical and vocational skills development for women and girls poses a number of challenges, notably the assessment of the number of female beneficiaries reached through TVET sector financing or TVET programmes. In the same way, while the development of skills and the improvement of employment opportunities for women have increasingly gained attention, it is difficult to determine the proportion of the global spending on TVET dedicated to women and girls. Considering those issues, G7 countries have agreed to collect sex-disaggregated data for future reporting purposes and G7 accountability for the next report.

In terms of monitoring, some G7 countries have managed to aggregate the number of women and girls involved in TVET programmes supported through their bilateral cooperation.

Germany estimates that, in 2015, its bilateral cooperation on TVET measures supported a total of about 355,000 women and girls. This serves as a reference value for the monitoring of the G7 Initiative on Women's Economic Empowerment every three years. In 2019, the first monitoring of the total number of women and girls technically and vocationally educated and trained in 2018 found out that Germany supported about 863,000 girls and women through TVET measures in development cooperation in 2018. Education and women's economic empowerment are two priorities of Germany's Gender Action Plan 2016-2020, while TVET accounted for EUR 255 million in 2018 (compared with EUR 97 million in 2013).

Italy has been promoting women's economic and social empowerment and entrepreneurship, including through training and skills development initiatives, especially in Bolivia, Ethiopia, Mozambique, Senegal, and Sudan. Between 2015 and 2018, 44,500 women and girls were involved in Italian TVET programmes in those countries.

The US financed the enrolment of 185,500 women in workforce development programmes in developing countries in 2016 and 2017. This accounts for 53% of the 350,000 individuals enrolled in these programmes.

The EU estimates that, between 2013 and 2017, 212,000 women and girls benefited from EU-funded TVET programmes in developing countries.

Other G7 countries are partly able to track the number of women and girls reached through TVET measures, in relation to specific projects or initiatives

Between 2015 and 2018, **Canada** allocated a total of CAD 753 million for skills for employment programming across all OECD DAC sector codes on professional training, of which CAD 144 million specifically targeted technical vocational education and training. During the 2015-2017 period, Canada reports that at least 4,255 women were trained in projects that were able to provide data for this report, including: the training of 734 female paramedical students in Mali, the training of 800 women in agricultural and entrepreneurship training in Peru, and in South Sudan, 1,609 women were trained in agricultural training via farmer field schools.

Japan estimates that 1,420 female students were enrolled in technical secondary schools it supported in Egypt in 2018. In addition, more than 4,600 female students participated in technical cooperation projects in the TVET domain.

The UK has been devoting significant resources to TVET, including over GBP 35 million dedicated to TVET bilateral programmes this financial year. Many of these programmes have gender-based objectives, with the flagship Girls'

Education Challenge including TVET components involving 2,186 girls to date; country level programmes such as Bangladesh's YES4Growth programme having trained over 7,500 young women to date; and regional programmes such as the East African "Education 4 Development" skills programme training over 500 women in the male-dominated oil and gas industry. Other programmes and funding windows have a TVET component, although it is not possible to ascertain the number of female beneficiaries.

Some G7 countries are currently in the process of establishing new monitoring frameworks which will enable them to better account for their contributions to increasing the participation of women in quality TVET programmes from 2019

TVET represents a significant share of **France's** support to the education sector (23% in the 2013-2017 period, or EUR 350 million; EUR 600 million if including the employment sector), and these amounts will significantly increase in the coming years). This includes in the perspective of supporting skills development and economic empowerment of women. The AFD is currently reforming its monitoring framework, with new sex-disaggregated indicators to be introduced in 2019, to provide relevant data and analysis on TVET interventions.

Commitment 26

Women's economic empowerment



“We will support our partners in developing countries... to overcome discrimination, sexual harassment, violence against women and girls and other cultural, social, economic and legal barriers to women's economic participation”.

*Elmau 2015, Leaders' Declaration G7 Summit, pp. 19-20.
Taormina 2017, Leaders' Communiqué, para. 18.*

Score

Good

Progress

Indicators

Baseline: 2015

Indicators:

1. G7 ODA dedicated to economic growth-related initiatives focused on achieving gender equality and women's empowerment (Gender markers: 2. Principal and 1. Significant – as total and single markers) as a percentage of total ODA screened in selected relevant OECD DAC codes: 113, 114, 12181, 12281, 14081, 210, 220, 230-236, 240, 250, 311, 312, 313, 321, 322, 323, 331, 332, 41081, 43030, 43040, 43081.
2. G7 ODA focused on the elimination of violence against women (OECD DAC purpose code violence against women – 15180).

Data sources:

- OECD CRS
- OECD Gender Policy Marker

Assessment

G7 members are committed to increasing women's economic empowerment, and are deeply engaged in making sure women can achieve their potential in safe, healthy, and enabling environments, free from any violence, harassment, or discrimination. Women's economic empowerment is at the roots of achieving gender equality, and was part of the Elmau commitment and the Taormina Leaders' Communiqué. Important progress among G7 countries has been made in this area, and G7 members have made notable financial contributions, both in terms of ODA dedicated to economic growth-related initiatives, focused on achieving gender equality and women's empowerment, and in terms of ODA focused on

the elimination of violence against women. With the adoption of the G7 Taormina Roadmap for a Gender-Responsive Economic Environment, G7 members have established a framework to achieve greater impact in contributing to gender equality by enabling women to participate in the labour force, entrepreneurship and economic empowerment. The share of G7 total bilateral ODA that contributes to gender equality and women's empowerment has increased from 32.7% in 2015 to 34% of screened bilateral ODA (Figure 6).

1. G7 ODA dedicated to economic growth-related initiatives focused on achieving gender equality and women's empowerment

The share of G7 ODA dedicated to economic growth-related initiatives focused on achieving gender equality and women's empowerment (Gender markers: 2. Principal and 1. Significant) remained stable between 2015 and 2017 at, respectively, 28.2% and 27.5% of screened bilateral ODA. Screened G7 ODA with a significant objective (Gender marker 1) to achieve gender equality and women's empowerment remained almost stable between 2015 and 2017, going from respectively 26.7% to 26.2%. However, only 1.5% and 1.3% of screened G7 ODA dedicated to economic growth was targeting gender equality as the principal objective (Gender marker 2) in, respectively, 2015 and 2017.

2. G7 ODA focused on the elimination of violence against women

The contribution from G7 members went up from USD 42.6 million in 2016 to USD 50.3 million in 2017, showing the G7's commitment to address all forms of violence against women and girls.

Case study: Collective

The Gender Equality Advisory Council

The GEAC was created in 2018 by the Canadian G7 presidency. Co-chaired by the Canadian Ambassador to France, Isabelle Hudon, and Melinda Gates of the Gates Foundation, it was composed of 21 experts in gender equality and women's rights from various backgrounds, including Nobel Peace Prize laureate Malala Yousafzai, President of Women Deliver Katja Iversen, and other activists, intellectuals, and business figures. The Council was mandated to promote a transformative G7 agenda, and support leaders and ministers in ensuring that gender equality and gender-based analysis were integrated across all themes, activities, and outcomes of Canada's G7 presidency. The 2019 French G7 presidency has announced that the GEAC would be renewed for a second year, with an updated membership, and continued aspiration to deepen G7 attention to gender equality. The 2019 GEAC includes 35 members, and is chaired by two 2018 Nobel Peace Prize laureates: Nadia Murad and Denis Mukwege.



© Adam Scotti



© Laurent Blevin/Présidence de la République

During both years, GEAC members met with a variety of stakeholders, including G7 sherpas, ministers, and leaders, including bilateral meetings with Canada's Prime Minister Justin Trudeau in 2018, and France's President Emmanuel Macron in 2019. Additionally, at the 2018 G7 Summit in Charlevoix, a dedicated engagement session was held during which the council and the G7 leaders participated in a dialogue on gender equality. On 23 August 2019, the GEAC will present President Macron with its recommendations on the Biarritz Partnership, which aims to create an international coalition of countries committed to improving their legislative and policy frameworks for Gender Equality and, at the 2019 G7 summit in Biarritz, GEAC members will participate in a session with leaders on inequalities.

In 2018, the GEAC proposed a set of concrete recommendations for G7 action in its report, "Make Gender Inequality History", and sought to ensure that attention to gender equality was better integrated across the G7. As a result, we saw a marked increase in the inclusion of gender equality issues in discussions and commitments, with 81% of all documents and reports integrating or explicitly addressing gender equality, compared to 46% over the five previous years. In 2019, the Council identified key recommendations for the "Biarritz Partnership for Gender Equality," including a compendium of illustrative examples of laws, with the objective of encouraging G7 and non-G7 leaders to commit to adopt at least one of them.

The Biarritz Partnership will be promoted further beyond the Biarritz Summit, including with the 74th Session of the UNGA in September 2019, and the Generation Equality Forum in July 2020 in Paris, which will celebrate the 25th anniversary of the Beijing Declaration and Platform for Action.

7 Governance

The G7 has played an important role in promoting democratic governance, through supporting international and regional organizations, carrying out capacity-building activities, strengthening legal frameworks, and implementing common initiatives at national, regional, and international levels. G7 members have progressed collectively in these areas since 2015: as shown in Figures 7.1 and 7.2, the G7's funding to anti-corruption organizations and institutions, and in sectors related to anti-corruption, has increased since 2015. For instance, some G7 members are implementing the EITI Standard, or its equivalent, while all G7 members have supported the EITI, International Secretariat through a combination of funding, complementary projects, Board governance, and policy leadership.

Some G7 members have concluded partnerships with developing countries to consolidate their governance systems in the extractive sector. These partnership programmes have produced significant results through capacity-building, peer-to-peer exchanges, or coordination of actors. Most of the programmes have now come to an end. Out of the seven countries that were targeted by the partnerships, two (Colombia and Mongolia) implementing the Standard, and four (Burkina Faso, Ghana, Peru, and Tanzania) have demonstrated meaningful progress.

The G7 has also been supportive of national and international transparency in taxation, in particular through the OECD's BEPS inclusive framework, which currently

counts 129 members. The Multilateral Instrument to implement tax treaty-related measures to prevent BEPS (also called MLI) entered into force in July 2018. The MLI aims at covering a network of more than 2,500 bilateral tax agreements. Moreover, Canada, France, Germany, Italy, the UK, and the US continue to support tax capacity-building through the OECD's Tax Inspectors Without Borders (TIWB) initiative.

In 2017, the G7 adopted a Declaration on fighting tax crimes and other illicit financial flows: the statement calls for ensuring that tax and financial crimes, which involve illicit financial flows, including foreign bribery, are effectively investigated, prosecuted and sanctioned.

G7 members have also shown particular progress at the regional and national levels: at the EU level, beneficial ownership transparency was enhanced through the adoption of the 4th and 5th Anti-money laundering (AML) directives (Directives 2015/849 and 2018/843), which provide—inter alia—for the institution of beneficial ownership central registers. Several amendments and new laws within G7 member states have reinforced anti-bribery procedures and regulatory frameworks since 2015. Moreover, several improvements have been made by G7 members regarding open data. These include upgrades of national legislative frameworks and new publications.

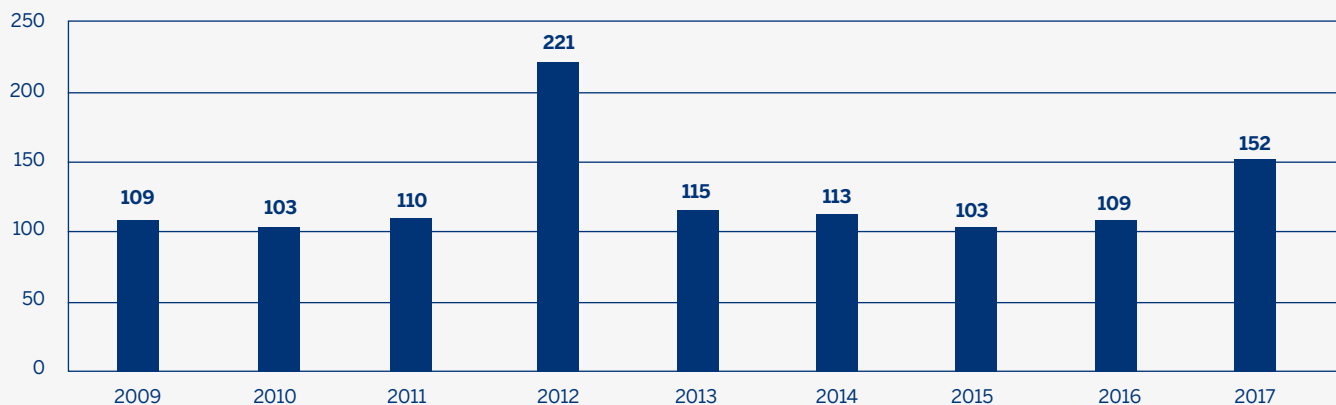
G7 members have also achieved their commitments on open data.

Table 7.1 – G7 contributions to the EITI International Secretariat (USD)

Year	2011	2012	2013	2014	2015	2016	2017	2018
Bilateral contributions								
Canada	96,787	142,964	43,910	90,820	35,370	75,820	103,086	108,915
France	-	-	-	-	56,325	89,593	69,180	116,039
Germany	278,185	234,583	258,233	257,219	218,450	209,911	222,809	222,809
Italy	-	-	68,238	-	-	-	-	-
Japan	-	-	-	-	-	36,815	-	-
UK	425,764	351,079	459,587	465,707	454,483	805,716	1,031,978	1,393,072
US	-	-	-	-	-	-	-	101,353
EU	-	-	-	-	-	100,859	346,123	472,289
G7 total	800,736	728,626	829,968	813,746	764,628	1,318,714	1,773,176	2,414,477

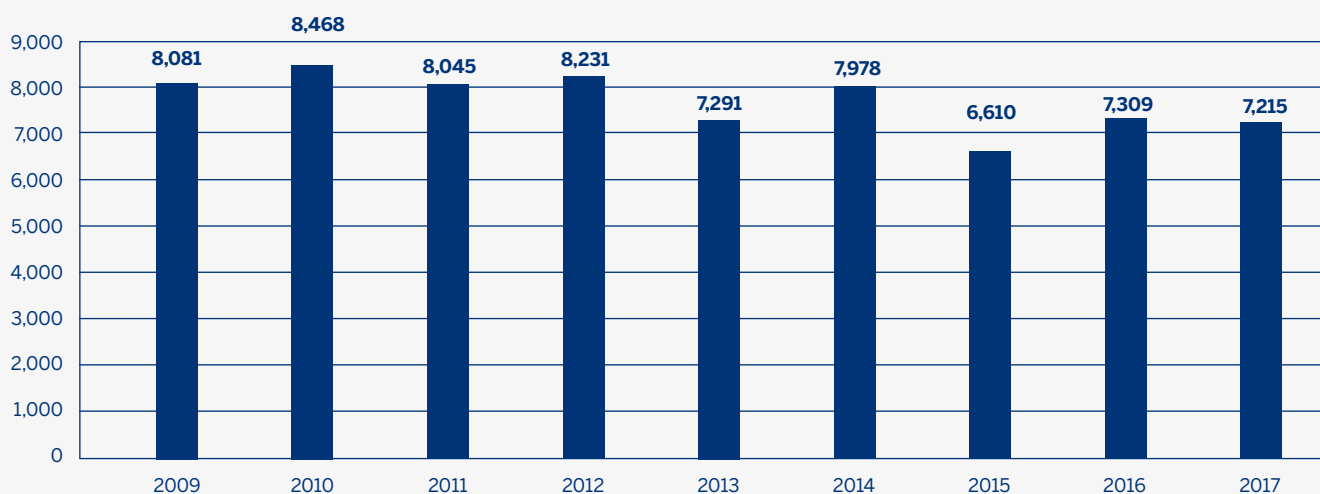
Source: The EITI.

Figure 7.1 – G7 gross bilateral ODA for anti-corruption organizations and institutions (USD million)



Source: OECD DAC (CRS code 15113 on anti-corruption organizations and institutions).

Figure 7.2 – G7 gross disbursement of bilateral ODA for sectors related to governance, including sectors related to anti-corruption (USD million)



Source: OECD CRS codes 15110 (public sector policy and administration management), 15111 (public financial management), 15113 (anti-corruption organizations and institutions), 15130 (legal and judicial development), 15150 (democratic participation and civil society), 32210 (mineral and mining policy and administration management) and 41010 (environmental policy and management).

Commitment 27

G8 anti-corruption initiatives



“International cooperation against corruption should be enhanced in order to achieve effective results. We are therefore committed to update G8 anticorruption initiatives and further support outreach activities and technical assistance to other countries.”

L'Aquila 2009, Responsible Leadership for a Sustainable Future, para. 31.

Score

Good

Progress

Indicators

Baseline: 2009

Indicators:

- Expenditure against the OECD DAC code for anti-corruption organisations and institutions (15113).
- Expenditure against a broader set of OECD DAC codes that could be considered relevant to wider anti-corruption capacity-building.
- Expenditure and activities in support of anti-corruption capacity-building according to the internal definitions and reporting of individual G8 members.

Data sources:

- OECD data
- Self-reporting

Assessment

1. Anti-corruption organizations and institutions

G7 members' contribution to anti-corruption organizations and institutions has been increasing since 2009: the overall contribution reached **USD 151.6 million** in 2017 (G7 members including EU institutions, in current prices, see Figure 7.1). The overall spending for 2017, higher than in 2009 (USD 109 million), proves a strong commitment of G7 countries to supporting anti-corruption institutions.

2. Broader spending

The average spending for sectors related to anti-corruption³⁶ has been slightly decreasing between 2009 and 2017. The

overall spending reached in 2017 was USD 7.2 billion, as shown in Figure 7.2.

3. G7 expenditure and activities in support of anti-corruption capacity-building

G7 members have significantly supported anti-corruption capacity-building initiatives in the past three years. Technical support has been provided, both at the bilateral and the multilateral levels, in a broad range of areas, and various G7 members have concluded key partnerships with multilateral as well as civil society organizations (CSOs).

Canada, for instance, concluded a cooperation agreement with Transparency International with a view to increasing the integrity, transparency, and accountability of public institutions and businesses, while empowering civil society. It provided support to the Organization of American States Mission to Support the Fight Against Corruption and Impunity in Honduras, in order to strengthen mechanisms to fight corruption.

France has supported capacity-building in various areas, in order to both prevent and fight corruption, and has continuously provided an extra-budgetary contribution to the United Nations Office on Drugs and Crime (UNODC) since the launch of the United Nations Convention Against Corruption (UNCAC) Implementation review mechanism. France's support aims at improving the situation in both the public and private sectors. It includes training in the area of anti-corruption and economic crimes, for example, for judges and prosecutors in Niger, programmes on public

36. It includes codes: 15110 (public sector policy and administration management), 15111 (public financial management), 15113 (anti-corruption organizations and institutions), 15130 (legal and judicial development), 15150 (democratic participation and civil society), 32210 (mineral and mining policy and administration management) and 41010 (environmental policy and management).

finances or transparency, including, in 2017, a programme aimed at supporting the implementation of OGP standards in French-speaking countries and partnerships with NGOs, including Transparency International. In 2018, France also contributed to the launch of a French-language network of investigative journalists, with the support of an NGO called “Journalism and Citizenship”.

Germany concluded a partnership agreement with Transparency International for 2016-2020, and co-initiated the Alliance for Integrity. Moreover, Germany supported several outreach conferences and capacity-building activities, such as the Africa-Europe Dialogue on asset recovery, aimed at strengthening the discussion on legal and institutional issues with respect to asset recovery; two programmes aiming at strengthening anti-corruption and integrity on the one hand, and combatting illicit financial flows on the other hand, and a high-level conference on implementing models of compliance and integrity in the public sector in Lima in 2017. In addition, Germany supports the UNODC through voluntary contributions, especially to the review mechanism and to supporting developing countries in implementing the recommendations coming out of country reviews.

Italy has provided assistance through a wide range of programmes dealing with security, anti-corruption, and prosecution. Italy has been particularly active with Latin American countries, and funded a support plan on asset recovery in order to enhance the Central American Security Strategy; and the Multidimensional Security Programme for Latin America aimed at training judges, prosecutors, and police officials on anti-corruption and money laundering. Italy also trained foreign public officials through the OECD Ostia Tax Police Academy of the Italian Guardia di Finanza, and the Africa Academy Programme for Tax and Financial Crime Investigation established in Kenya.

Japan has provided capacity-building in a wide range of programmes, with a focus on the Asia-Pacific region, and in connection with the UNODC, such as technical assistance to various South East Asian and Middle Eastern countries aimed at training government officials in order to enhance their ability to fight corruption. In 2018, Japan contributed USD 40,000 to strengthen legal frameworks for whistleblower protection and its implementation in this region. Japan also contributed to the activities of the United

Nations Asia and Far East Institute for the Prevention of Crime and the Treatment of Offenders (UNAFEI).

The UK has provided capacity-building with a view to strengthening integrity of the public sector, and efficient oversight by public and private bodies. Among capacity-building activities funded by the UK, one can highlight a GBP 45-million Prosperity Fund Global Anti-Corruption Programme that was approved in October 2018; funding to the Egmont Group Centre of Financial Intelligence Unit Excellence and Leadership, to strengthen financial intelligence units, particularly in developing countries [to identify and address possible corruption].

The US provided over USD 2.6 billion to citizen-responsive governance, including approximately USD 300 million in foreign assistance to fight corruption over the last three years. The US Government has funded capacity-building and technical assistance to prevent and combat corruption globally, including programmes to support international efforts to expose corruption, and facilitate action by governments and multilateral organizations (e.g. launching the Global Anti-Corruption Consortium in 2016 aimed at strengthening investigative journalism); and programmes to build ability, resilience, and commitment at the country-level and regionally to fight and prevent corruption, including legislative and institutional reforms, investigative and prosecutorial skills, and support for oversight bodies. The US Government has also funded programmes aimed at creating a culture of good governance and accountability.

The EU fights against corruption in its external actions through a combination of instruments, including support for establishing a robust legal framework in line with international standards on preventing and fighting corruption, support for public administration reform, and sound public financial management and support for the fight against economic/financial crime through capacity-building for law enforcement and judicial authorities, support for justice and security sector reforms (including police reform), and for establishing a robust legal framework in line with international standards on preventing and fighting corruption. The EU supports civil society, the media, whistleblowers, human rights defenders, as well as Supreme Audit Institutions and Parliaments, in exercising their oversight and control functions, as well as the improvement of the business and investment climate, and customs reform.

Commitment 28

Extractive Industry Transparency Initiative



“The G8 will take action to raise global standards for extractives transparency and make progress towards common global reporting standards, both for countries with significant domestic extractive industries and the home countries of large multinational extractive corporations.

- EU G8 members will quickly implement the EU Accounting and Transparency Directives.
- The US, UK and France will seek candidacy status for the new EITI standard by 2014.
- Canada will launch consultations with stakeholders across Canada with a view to developing an equivalent mandatory reporting regime for extractive companies within the next two years.
- Italy will seek candidacy status for the new EITI standard as soon as possible.
- Germany is planning to test EITI implementation in a pilot region in view of a future candidacy as implementation country.
- Russia and Japan support the goal of EITI and will encourage national companies to become supporters.”

Lough Erne 2013, G8 Leaders' Communiqué, paras. 36, 38.

Score

Good

Progress

Indicators

Individual country assessments. Each individual member will account for the commitments made in para. 38.

Baseline: June 2013

Indicators: Various for each individual commitment.

- Number of EU G8 members that have passed legislation or put into force regulations to implement EU Accounting Directive and Transparency Directive.
- France, the UK, and the US have applied formally for candidacy to the EITI Board by end 2014.
- France, the UK, and the US have been accepted as a candidate by the EITI Board by end 2015.
- Italy has launched consultations with stakeholders (companies, academia, civil society and NGOs) and has appointed the EITI Italian champion as soon as possible.
- Italy has applied formally for candidacy to the EITI Board.
- Canada has led national engagement sessions with provinces/territories (including securities regulators), Aboriginal governments, industry, investors and civil society, from July 2013 to September 2014, and discussed implementation issues.
- Canada will introduce federal legislation to support the establishment of mandatory reporting standards for the extractive sector, by June 2015.

- Italy has launched consultations with stakeholders (companies, academia, civil society and NGOs) and has appointed the EITI Italian champion as soon as possible.
- Italy has applied formally for candidacy to the EITI Board. Germany launched EITI pilot.
- Germany has applied formally for candidacy to the EITI Board.
- Japan has taken actions to encourage its extractive companies to become supporters of the EITI.

Data sources:

- EU
- EITI Secretariat, EITI Board circulars and minutes
- Self-reporting.

Assessment

The assessment of this commitment, taken in Lough Erne in 2013, is based on indicators for individual commitments of G7 countries whose situation has, since then, evolved (paragraph 2 below presents the current situation for each G7 country). Most G7 members met their individual 2013 Lough Erne commitments, while the G7 contributions to the EITI have almost tripled between 2013 and 2018 (see Table 7.1):

1. Implementation of the EU Accounting and Transparency Directives

The EU Accounting Directive 2013/34/EU requires reporting of EU-registered companies' payments to governments on a country-by-country basis and a project-by-project basis (for each country a company operates in, and for each project to which companies have been attributed), as does a similar provision in the EU Transparency Directive 2013/50/EU for publicly listed companies. This includes disclosure of taxes paid, production entitlements, royalties, bonuses, and other payments of EUR 100,000 and over. Both directives have been transposed in the 28 EU member states. An assessment on the effectiveness of the relevant disclosure procedures is currently ongoing. Results are expected by the end of June/early July. **France, Germany, Italy,** and **the UK** have transposed the EU Directives into their national regulations.

2. Candidacy to the EITI

Canada represents the Supporting Countries Sub-Constituency Group 1 (Australia, Canada, Japan, and the US), and was the Chair of the Validation Committee. With the recent election of the new EITI Board (June 2019, Paris), Committee roles, including Canada's participation, are being determined. Canada has financially supported the EITI International Secretariat and EITI implementing countries through bilateral aid and the different World Bank Multi-donor Trust Funds. To date, Canada has not decided to become an EITI Implementing country, as it enabled Extractive Sector Transparency Measures Act (ESTMA) in 2015, which has similar transparency values and broader reach. **France** has supported the EITI financially and politically since 2005. France reinforced its commitment to supporting the initiative by hosting the EITI Global Conference in 2019, and becoming a Board member for the year 2019. The international EITI Board accepted **Germany's** candidacy in 2016. In August 2017, Germany published its first EITI report. In May 2019, Germany was recognized by the International EITI Board as having met all EITI requirements. Currently, Germany is drafting its second report, which will be submitted by the end of 2019. Germany has supported the EITI International Secretariat and EITI implementing countries financially and technically since EITI's creation in 2003. Currently, Germany is a member of

the EITI Board. **Italy** has developed a consultation process with the informal EITI multi-stakeholder Group, and has appointed a delegate to participate as an observer to the Board meetings of EITI and as a Member of the Supporting countries Sub-Constituency. **The UK** was admitted as an EITI candidate in 2014, and set up a beneficial ownership register in June 2016. In April 2018, the UK Parliament voted to require its overseas territories, including the British Virgin Islands and the Cayman Islands, to establish public beneficial ownership registers. The UK's validation commenced on 1 July 2018. **The US** became a supporting country in 2017. The US Government is institutionalizing EITI transparency measures and mainstreaming government reporting of energy production, and continues to promote public awareness and engage stakeholders in a public conversation about revenue collection from extractives development. The US unilaterally discloses revenue payments received for extractive operations on federal land through its open data portal (<https://revenue.data.doi.gov>) and seeks to improve reporting through the inclusion of additional state and tribal information.

3. Canada

Canada is an EITI Supporting Country and has implemented the ESTMA, which became effective in 2015 and designated the Minister of Natural Resources (NRCan) as the responsible authority for its administration and enforcement. The Act requires businesses engaged in the commercial development of oil, natural gas, or minerals to publicly report on certain payments of CAD 100,000 or more to all levels of government and Indigenous groups, both in Canada and abroad, on an annual basis. As of July 2019, nearly 1,300 individual, consolidated, and substituted ESTMA reports have been published and linked to the NRCan website, including payments made to more than 1,000 governments in Canada and abroad. In addition, payments to Indigenous governments in Canada made after 1 June 2017 are now being reported.

4. Japan

Japan is an EITI supporting country and has approached a wide range of stakeholders to inform them about importance of transparency and encourage them to become supporters of EITI.

Commitment 29

G7 Partnership on Extractives Transparency



“We will partner with resource rich developing countries, the private sector and civil society to strengthen capacity and increase transparency in the extractive sectors. [Partnerships will be] tailored to the needs of each country and support national development plans with the objective of improving transparency and governance in the extractive sector by 2015.”

Lough Erne 2013, G8 Leaders' Communiqué, paras. 41-42.

 Score



Satisfactory

Progress



Indicators

Collective assessment. Individual partnerships will have their own accountability frameworks, and G7 technical leads will draw on these to assess collective progress against this commitment.

Baseline: 15 June 2013.

Indicators:

- The degree to which the partnerships are meeting/have met the delivery outcomes as set out in their detailed work plans and reported on in their most recent progress report.

Data sources:

- The Partnership Reports. At country level, partnerships will agree on source and minimum quality of data, against which, partnerships will report. The G7 technical leads will track progress and ensure overall consistency.

Assessment

Some G7 members have concluded partnerships with developing countries to better consolidate their governance system in the extractive sector. These partnership programmes have produced significant results through capacity-building, peer-to-peer exchanges, or coordination of actors. Most of the programmes have now come to an end. Out of the countries that were targeted by the partnerships, two (Colombia and Mongolia) were found to have achieved satisfactory progress in implementing the Standard, and four (Burkina Faso, Ghana, Peru, and Tanzania) have demonstrated meaningful progress.

1. Burkina Faso (France)

The G7-Burkina Faso Partnership Action Plan on Extractives Transparency has been implemented over a 4-year period (2013-2017), with technical assistance in public finances and in mining governance. Good results have been achieved in enhancing transparency and the adoption of a new mining code. Burkina Faso was found to have achieved meaningful progress in implementing the EITI Standard in February 2018. Reflections are under way on formalizing further support on artisanal and small-scale gold mining.

2. Colombia (EU)

At the 40th EITI Board Meeting in Berlin on 28-29 June 2018, Colombia, a candidate country since October 2014, has been declared satisfactorily compliant with the 2016 EITI standard.

3. Ghana (UK)

The UK's programme, Ghana Oil and Gas for Inclusive Growth (GOGIG), has supported the government of Ghana to develop and implement regulations to increase transparency on the use of oil and gas revenues, and the publication of contracts. It has worked in particular with the Ministry of Finance and civil society partners to improve the monitoring and transparency around the use of petroleum revenues for social sector and infrastructure projects. GOGIG has also provided support to the Ghana chapter of the EITI. Separately, the UK funds the World Bank Extractives Global Programmatic Support Trust Fund in order to support the implementation of national EITI country secretariats, including Ghana.

4. Mongolia (Germany)

The G7 Fast-Track Partnership (FTP) between Mongolia and Germany is aimed to set up a Regional EITI-Peer Learning Platform to advance uptake and implementation of the EITI. Conferences and regional peer-to-peer workshops were organized with Cambodia, Lao People's Democratic Republic, Mongolia, Myanmar, and Vietnam. The FTP also supported the EITI validation process of Mongolia in 2016, as well as having developed and tested different formats to disseminate the EITI report on the decentralized level. Germany continues to support EITI efforts in at least 15 partner countries worldwide.

5. Burma/Myanmar (US)

Following the support programme of the US (2013-2015), the Union Government formally established in December 2016 the Myanmar EITI Leading Committee, which is the highest EITI governing body in the country. Myanmar's validation commenced in July 2018.

6. Peru (Canada)

The Canada-Peru G7 Partnership was implemented between 2013 and 2016. Through this partnership, Canada contributed to strengthening the coordination between actors involved

and strengthening alignment between donors' development initiatives and the government of Peru's priorities, which include EITI implementation. In September 2018, the Minister of Energy and Mines established the High-Level Group for Mining Vision 2030, a new mechanism for multi-stakeholder dialogue. Peru was found to have achieved meaningful progress in implementing the EITI Standard in January 2017, and again in its second validation in June 2019, with considerable improvements. The country will undergo a third and final validation in June 2020.

7. Tanzania (Canada)

Canada supported EITI in Tanzania for a five-year period (2013-2018). The goal of the Phase II project was to support the government of Tanzania in its effort to comply with the EITI standards by strengthening the capacities of the Tanzania EITI secretariat. Tanzania was found to have achieved *meaningful progress* in implementing the EITI Standard in October 2017. In addition, in 2017, Canada commissioned an independent evaluation of its support to EITI implementation in Tanzania. The report indicates that EITI implementation in Tanzania has met some of the core objectives of the Partnership, but Canada's commitment to EITI predates the G7 initiative and was not strengthened under the Partnership.

Commitment 30 CONNEX



“We today announce a new initiative on Strengthening Assistance for Complex Contract Negotiations (CONNEX) to provide developing country partners with extended and concrete expertise for negotiating complex commercial contracts, focusing initially on the extractives sector, and working with existing fora and facilities to avoid duplication, to be launched in New York in June and to deliver improvements by our next meeting, including as a first step a central resource hub that brings together information and guidance.”

Brussels 2014, The Brussels G7 Summit Declaration, para. 18.

Score

Good

Progress

Indicators

Collective Assessment

Baseline: 2014

Indicators:

- A CONNEX implementation structure is established and functioning.
- CONNEX Initiative is recognized as service provider by client countries and other key actors.
- CONNEX’s financial sustainability is secured.

Data sources:

- OECD, especially Negotiation Support Forum Series
- CONNEX Support Unit
- Self-Reporting

a Negotiation Support Forum. The platform helped the discourse to further unfold, and resulted in two independent guiding documents regarding contract negotiations. It aimed to improve knowledge sharing and peer learning on contract negotiation support among partner countries, support providers and investors. The G7 CONNEX engagement ended in 2017, while the dialogue continues.

The G7 endorsed the CONNEX Code of Conduct at the Elmau Summit held in June 2015. It underlines the principles that CONNEX provides highest quality advice in the framework of international agreements and assures full integrity and loyalty of its experts.

Assessment

Under the German presidency in 2015, the G7 made progress on setting up the Negotiation Support Portal as a CONNEX-initiated platform for client countries to find adequate support providers and necessary tools and resources in support of large-scale investment contracts. The portal is hosted by the Columbia Center on Sustainable Investment (CCSI), and supported by partners, including G7 members. The CCSI has also launched a series of meetings of negotiation support providers to create a forum to discuss common challenges and opportunities, and to facilitate greater coordination among support providers.

The G7 initiated a series of OECD-facilitated policy dialogues on Natural Resource-based Development in

After the foundation of the G7 CONNEX Initiative, several G7 countries showed their strong commitment and further developed the approach. Under the Japanese presidency in 2016, the G7 leaders committed to intensifying the efforts under the CONNEX Initiative, among others by endorsing the CONNEX Guiding Principles towards Sustainable Development. As a follow-up to the G7 Ise-Shima Summit, the Japanese Ministry of Foreign Affairs organized the G7 CONNEX Initiative International Conference on Capacity-Building and Transparency and sponsored a project to highlight the points of complementarity between CONNEX and EITI.

Under the Italian presidency in 2017, the CONNEX Initiative idea was applied to Rwanda. A study was conducted to explore potential for development in the mining sector as a possible future CONNEX engagement.

////////////////////////////////////
The CONNEX Support Unit, a structure for the G7 CONNEX Initiative implementation was established in Berlin in early 2017. It is in charge for the implementation of all CONNEX advisory activities in partner countries and facilitates the partner and collaborators network. The CONNEX Support Unit provides a base for further growth and development of CONNEX.

Regional and international organizations, as well as client countries, proactively reach out to the CONNEX Support Unit to request support. Activities have been implemented

in more than 12 countries, and cooperation with other service providers exists. The promotion by G7 members of CONNEX as a service provider is well received at the international level, continuation of the promotion will serve further institutionalizing.

Seed funding to the CONNEX Support Unit is provided by Germany (BMZ). To sustain the efforts, recent talks with potential members to join as funding partners shall be scaled up.

Commitment 31 Base Erosion and Profit Shifting



“We look forward to the OECD recommendations [on addressing Base Erosion and Profit Shifting (BEPS)] and commit to take the necessary individual and collective action. We agree to work together to address base erosion and profit shifting, and to ensure that international and our own tax rules do not allow or encourage any multinational enterprises to reduce overall taxes paid by artificially shifting profits to low-tax jurisdictions. The ongoing OECD work will involve continued engagement with all stakeholders, including developing countries.”

Lough Erne 2013, G8 Leaders' Communiqué, para. 24.



Indicators

Collective & individual assessment. Monitor progress from 2015-2016 following discussions with the OECD and the G20.

Baseline: 2014

Indicators:

Implementation of the G20/OECD Action Plan on BEPS.

Data sources:

- OECD monitoring of information about domestic implementation of agreed measures.
- The OECD Action Plan on BEPS has been endorsed by the G20 and there is now a G20/OECD BEPS project to take forward work on the 15 actions identified. The OECD will monitor progress of this project and the implementation of the agreed outputs. The G8 will draw on the OECD/G20 reporting to measure G8 progress.

of the BEPS package globally on an ongoing basis with the involvement of interested non-G20, non-OECD countries and jurisdictions, including developing economies on an equal footing.

The Inclusive Framework on BEPS today counts 129 members (April 2019) and held its Seventh Meeting in Paris in May 2019. In March 2018, the Inclusive Framework delivered the 2018 Interim report on tax challenges arising from digitalization. In June 2019, the Inclusive Framework will make an update to G20 leaders and a final version should be published in 2020.

The Multilateral Instrument to implement tax treaty-related measures to prevent BEPS (also called MLI) has been ratified by the necessary five countries and entered into force on 1 July 2018. It was signed by 88 jurisdictions and covers more than 1,360 tax agreements and, ultimately, the MLI should cover a network of more than 2,500 bilateral tax agreements (as of 29 May 2019).

Assessment

In September 2013, G20 leaders endorsed the ambitious and comprehensive Action Plan on BEPS. The OECD list of 15 actions composing the “BEPS package” was endorsed by G20 leaders in 2015. In 2016, G20 Finance ministers and Central Bank Governors endorsed the creation of an “Inclusive Framework” to monitor the implementation

Progress has been made on the implementation of the 4 BEPS 4 minimum standards. Better monitoring the impact of BEPS action through accurate data collection and addressing the digitalization of the economy are challenges that will need to be addressed in the future.

Commitment 32 Beneficial ownership



“We agree to publish national Action Plans to make information on who really owns and profits from companies and trusts available to tax collection and law enforcement agencies, for example through central registries of company beneficial ownership.”

Lough Erne 2013, G8 Leaders' Communiqué, para. 3.

 Score

 Excellent

Progress 

Indicators

Individual country self-assessment of progress with national Action Plans against the G8 core principles as laid out in Annex 1 of the “Lough Erne Communiqué”.

Baseline: 2013

Indicators:

- Publication and implementation of individual country Action Plans
- Compliance of the Action Plans with the G8 core principles

Data sources:

- Publicly available individual G8 self-assessment of progress
- GAFI Financial Action Task Force (FATF) mutual assessments.

Assessment

All G7 countries have established national action plans or enacted legislation regarding company beneficial ownership.

In December 2017, **Canada's** Minister of Finance and his provincial and territorial counterparts jointly committed to improving corporate transparency by introducing legislative requirements for corporations to hold accurate and up-to-date information on their beneficial ownership. To that end, the Canada Business Corporations Act was amended to require federally incorporated corporations to maintain beneficial ownership information, including penalties for non-compliance. Further amendments to the Act have been introduced to make beneficial ownership information maintained by federally incorporated corporations more

readily available to tax authorities and law enforcement. In June 2019, several of Canada's federal, provincial and territorial governments agreed to initiate consultations on making beneficial ownership information more transparent through public registries, as part of ongoing collaboration to assess potential mechanisms to improve timely access by competent authorities to beneficial ownership information. Budget 2018 proposed the introduction of greater tax reporting requirements for trusts, effective in 2021, in order to improve the collection of beneficial ownership information for income tax purposes.

In **France**, access to beneficial ownership information is covered by commercial law as well as the AML law transposing the EU 4th AML Directive. Since 1 August 2017, all businesses located in France are obliged to collect and keep updated beneficial ownership information.

Since the end of December 2017, and as a consequence of the transposition of the EU 4th AML Directive, **Germany** has made beneficial ownership information accessible through the website of the so called “transparency register” (*Transparenzregister*).

Italy completed the process of transposition of the EU 4th AML Directive through a specific new AML law which has been effective since 4 July 2017. In particular, the new legislation establishes a registry containing information about beneficial ownership of legal persons and trusts. Italian authorities are working on the inter-ministerial regulation that will provide further details regarding the functioning of the registry. It should enter into force within the first semester of 2019, so as to also encompass the novelties coming from the 5th AML Directive and the new

criteria of open access to the public. Much information is already available through the existing Businesses register (*registro imprese*) and accessible through its website. In the aforementioned register, there are also historical data about various elements of the company and it is possible to identify the persons (individuals or legal entities) who hold or have held office in one or more companies. The scope of the new register will be to ensure the accuracy and integrity of the information to share and disclose, to avoid any form of opacity and misuse of economic bodies.

Japan's latest version of its national risk assessment on money laundering and terrorist financing was published on 6 December 2018. After the adoption of the Act on prevention of transfer of criminal proceeds in November 2014, the Japanese government worked on national legislation to oblige financial institutions to verify the individual as a beneficial owner. The revised ordinance on the commercial registration and the revised ordinance for Enforcement of the Notary Act entered into force in October 2016. Japan also improved the information collected by its Financial Intelligence Unit, and improved its international cooperation capacities.

The UK's progress on commitments dealing with beneficial ownership is partially set out in the Anti-Corruption strategy update published in December 2018. In July 2018, the UK's Registration of Overseas Entities Bill, inspired by the 2016 Register of People with Significant Control, entered into force. This bill is under pre-legislative scrutiny and is due to be introduced to Parliament in 2019, with a view to establishing the register in 2021. The UK government has also committed to using existing transparency mechanisms to publish beneficial ownership information for foreign companies winning government contracts. The UK will implement the measures of the Sanctions and Anti-Money Laundering Act 2018 in relation to publicly accessible registers of company beneficial ownership in the UK Overseas Territories.

Since the publication of its 2015 National Money Laundering Risk Assessment (NMLRA), **the US** has continued to assess its illicit finance risks, and has developed a 2018 NMLRA. In May 2016, the Treasury's Financial Crimes Enforcement Network published a Final Rule on Customer Due Diligence Obligations for Financial Institutions (CDD Rule). Covered financial institutions had two years to implement these obligations, and as of May 2018, financial regulators started examining against and enforcing the CDD Rule. In 2015, as part of its preparation for the FATF Mutual Evaluation, the US assessed its mechanisms for international cooperation related to beneficial ownership of companies.

New requirements for the disclosure of beneficial owners of companies have come into effect across **the EU** with the adoption of the 4th and 5th Anti-Money Laundering Directives (Directives 2015/849 and 2018/843). Directive 2015/849 is already in force and applicable in all EU member states. It requires the public disclosure of the beneficial owners of companies and other legal entities, with a similar regime for trusts. Companies and other legal entities must obtain and hold adequate, accurate and current information on their beneficial owners, including the name, date of birth, place of residence, and nature and extent of beneficial ownership. Directive 2018/843 is in force at Union level, while member states will have until January 2020 to ensure its effects at national level. At Union level, the national registers on beneficial ownership information will be interconnected directly to facilitate cooperation and exchange of information between member states. In addition, member states will have to put in place verification mechanisms of the beneficial ownership information collected by the registers to help improve the accuracy of the information and the reliability of these registers.

Commitment 33 Anti-bribery



“We will fully enforce our laws against bribery of foreign public officials and, consistent with national legal principles, will rigorously investigate and prosecute foreign bribery offences.”

L'Aquila 2009, Responsible Leadership for a Sustainable Future, para. 30.

Score

Good

Progress

Indicators

Baseline: N/A

Indicators:

- Existence and quality of legislation to implement the OECD Anti-Bribery Convention
- Enforcement results

Data sources:

- Peer review reports completed by the OECD Working Group on Bribery
- OECD Comparative Table of Enforcement Data
- Self-reporting

Assessment

All G7 countries are members of the OECD Anti-Bribery Convention and have adopted sound legislation and regulations against bribery of public officials in international business transactions. Since the latest accountability report, G7 countries have reaffirmed their commitment to enforce anti-bribery laws in various fora, including at the G20. The 2018 G20 Leaders' Communiqué notes the call for the effective implementation of the UNCAC, including the criminalization of bribery of foreign public officials.

Canada has criminalized foreign bribery in line with the OECD Convention through the Corruption of Foreign Public Officials Act (CFPOA), which came into force in 1999. As regards recent developments, Canada removed the facilitation payments exception from the CFPOA by Bill S-14: *An Act to amend the Corruption of Foreign Public Officials Act*. The government of Canada established a Remediation Agreement framework through the creation of a new Part (Part XXII.1) of the Criminal Code, which came into force on 19 September 2018. This is an agreement,

between an organization accused of committing a listed offence and a prosecutor, to stay any proceedings related to that offence, if the organization complies with the terms of the agreement.

France adopted the Sapin 2 law on 9 December 2016, which brought the following changes:

1. a deferred prosecution agreement;
2. the criminalization of foreign trading in influence with an extended territorial jurisdiction;
3. the creation of the French Anticorruption Agency (AFA) that supervises corruption prevention and stronger whistleblower protection. As regards enforcement, the fines imposed in the context of the first final conviction of legal entities for bribery of foreign public officials in 2018 amounted to EUR 750,000. Four out of the five approved deferred prosecution agreements have been implemented in corruption proceedings, including a foreign bribery case. In the latter, the measures imposed were particularly severe: a EUR 250,150,755 fine, and a compliance penalty monitored by the AFA over a period of two years.

Germany was ranked among the highest enforcers of the OECD Anti-Bribery Convention as a result of its phase 4 monitoring process. Transparency International in its Exporting Corruption Report ranked Germany as an 'active enforcer' of its foreign bribery laws in an international comparison. Since 1999, in 67 cases, 328 individuals and 18 legal entities have been sanctioned for foreign bribery in Germany. In 2015, the Federal Anti-Corruption Act entered into force broadening the offences of active and passive bribery of foreign and international public officials as well as the offence of (domestic and foreign) bribery in the private sector. Bribery in the health care sector was made a criminal offence in 2016. In 2017, two major laws dealt with the Federal Debarment Register and a reformed asset

recovery regime, including non-conviction based confiscation.

Italy has strengthened its legal framework in the last three years by adopting various reforms, such as amendments to the Criminal Procedural Code, the Anti-Mafia Code and a new law on the protection of whistleblowers in 2017 extending protection to the private sector. Furthermore, on 18 December 2018, Italy adopted a law providing a broad set of measures aiming at strengthening the fight against bribery. In January 2019, Italy's new law No. 3/2019 on "Measures to fight crimes against the public administration as well as on the matter of the statute of limitation and transparency of political parties and movements", entered into force. This law strengthens measures aimed at preventing and punishing corruption involving public agencies, affecting Italian criminal law and significantly amending the liability of the framework of legal entities. It includes debarment, stronger sanctions for corruption offences, a specific trading in influence offence, and specific obligations with respect to financing of political parties. The Law also attributes to public prosecutors investigating bribery cases the power to use undercover agents. More broadly, law No. 3/2019 makes the Italian framework more compliant with the major multilateral systems such as the UNCAC, the OECD Anti-Bribery Convention (broader definition of public officials according to said Convention) and the Council of Europe Anti-Corruption Convention.

Japan has strengthened its legal framework against bribery by amending the Act on Punishment of Organized Crimes and Control of Crime Proceeds in June 2017. This amendment stipulates that acts of concealing proceeds of bribing foreign public officials—through such means as money-laundering—constitute an offence and enable the authorities to confiscate such proceeds. Japan also revised the Guidelines for the Prevention of Bribery of Foreign Public Officials in connection with the aforementioned amendment. As regards prosecution, Japan indicted three individuals on grounds of foreign bribery since 2016. Among the three individuals, two were convicted, but court proceedings are still on-going for the remaining one.

The UK was ranked by the Transparency International Exporting Corruption report as an 'active enforcer' of its foreign bribery laws in an international comparison.

The UK will report back to the Working Group on Bribery on progress in March 2019. It is also an active participant in the working group on bribery (participating in analytical studies, such as the current study of non-trial-based resolutions, and in review teams). This year the UK became the first, and to date the only country in the world to introduce new principles governing compensation to overseas victims of bribery, corruption and other economic crimes. In 2018, the Serious Fraud Office successfully obtained a civil recovery order in the value of GBP 4.4 million which represented the proceeds of corrupt deals in Chad. In 2018, the UK announced the Business Integrity Initiative in Africa. This initiative provides practical guidance on issues such as bribery and human rights concerns to help businesses trade with and invest in new markets.

The US has pursued its commitment to fight bribery worldwide. In 2018, the Department of Justice's Foreign Corrupt Practices Act (FCPA) Unit announced charges against 28 individuals; guilty pleas by 18 individuals; and one trial conviction in FCPA-related cases. The DOJ's FCPA Unit also resolved six criminal enforcement actions against legal entities, which resulted in approximately USD 600 million in corporate criminal fines, penalties, and forfeitures, and a total of USD 2.1 billion in enforcement actions payable to US and foreign authorities. For its part, in 2018, the Securities and Exchange Commission's FCPA unit brought cases against seven companies and three individuals, and resolved other cases with penalties and disgorgements totalling almost USD 1 billion payable to US and foreign authorities.

While **the EU** is not a party to the OECD Convention on Combating Bribery of Foreign Public Officials in International Business Transactions, 24 EU member states have ratified it. Furthermore, all EU member states have ratified and are bound by the 1997 Convention on the fight against corruption involving officials of the European Communities or officials of member states of the EU, which covers both active and passive bribery of public officials both in national and EU institutions. This Convention covers cross-border transactions, i.e. foreign bribery cases, given that an 'official' is defined as any Community or national official, including any national official of another member states. It is for the EU member states to enforce legislation on bribery.

Commitment 34 Asset recovery



“We will promote the effective implementation of the UN Convention Against Corruption (UNCAC), as well as other key international instruments such as the OECD Anti-Bribery Convention and will promote full participation in their respective review mechanisms.”

“Reaffirming that strengthening international cooperation among law enforcement agencies is a global imperative to effectively combat transnational corruption and to facilitate effective recovery of stolen assets, their disposal and social re-use, we will carry on making efforts through:

(a) Continuing to promote efficient and effective means for providing mutual legal assistance (MLA) and extradition of persons for corruption offences, consistent with applicable domestic and international instruments, while respecting the principle of the rule of law and the protection of human rights.

(b) With a view to facilitating MLA requests and other forms of international cooperation, promoting dialogue among practitioners which are particularly valuable in investigations of corruption, and coordination and cooperation on asset recovery through interagency networks, including regional networks where appropriate.

(c) Following up on asset recovery efforts of Arab countries and, applying the lessons learned in this effort to address global needs. In this regard, we will focus on promoting practical cooperation and engage financial centers in Asia and other parts of the world. In this context, we welcome proposals for a Global Asset Recovery Forum to be held in 2017, co-hosted by the United States and United Kingdom, with support from the joint World Bank and UNODC Stolen Asset Recovery Initiative (StAR), which will focus on assistance to Nigeria, Ukraine, Tunisia and Sri Lanka. (...)”

Ise-Shima 2016, Leaders’ Declaration and G7 Action to Fight Corruption, Section 2 “Strengthening law Enforcement Cooperation on Corruption”, paragraphs 1 to 4.

Score

Good

Progress

Indicators

Indicators:

- Participation in asset recovery fora (e.g., Global Forum on Asset Recovery or GFAR, UNCAC Working Group on Asset Recovery) and initiatives
- Implementation of the G-20 Asset Recovery Principles and of UNCAC chapter V

Data sources:

- Participation in asset recovery fora (e.g., GFAR, UNCAC Working Group on Asset Recovery) and initiatives
- Implementation of the G-20 Asset Recovery Principles and of UNCAC chapter V

Assessment

Since the latest accountability report, significant changes led to a shift of the indicators. G7 members agreed to focus

on the G20 asset recovery principles, as well as the UNCAC, given that the current review cycle deals with chapter V, dedicated to asset recovery. Moreover, it has been decided to focus on more specific fora, namely, the UNCAC Working Group on Asset Recovery, as well as initiatives such as the first GFAR.

G7 members have made efforts to implement their obligations and commitments with respect to the recovery and return of stolen assets. As a general point, based on the successful model of the Arab Forum on Asset Recovery, **the UK and the US co-hosted the inaugural GFAR in December 2017**, aimed at supporting the recovery of stolen assets in four countries with a critical need (namely: Tunisia, Sri Lanka, Nigeria and Ukraine). This forum convened law enforcement officials from 26 jurisdictions with over 100 case meetings to facilitate international cooperation and to make significant progress on ongoing

cases. Another important GFAR outcome is the agreement among the co-hosts and focus countries on Principles for Disposition and Transfer of Confiscated Stolen Assets in Corruption Cases, that among other items, highlights coordination and cooperation, as well as enhancing transparency and accountability processes in the return of assets. The GFAR also convened civil society to meet with practitioners and provide input for cases.

Canada remains active in international activities around asset recovery. Along with all other G7 members, Canada took part in the first GFAR which took place in December 2017. Canada also participates in the annual meeting of the Working Group on Asset Recovery of the UNCAC. Canada is a member of the Stolen Asset Recovery Initiative (StAR)/ Interpol Global Focal Point Network, and hosted the network’s annual conference in 2017. Canada is also an active observer in the Camden Asset Recovery Interagency Network and Asset Recovery Inter-Agency Network for the Caribbean. Review of Canada’s implementation of UNCAC Chapter V (Asset Recovery) will be undertaken in the fifth year of the second review cycle, which is expected to start in mid-2020.

France has continuously worked to improve its legal and institutional frameworks in the area of asset recovery. The Act of 6 December 2013 put on a statutory footing the general confiscation of all the property of legal entities in the event of money laundering and the freedom of disposal in cases of value-based confiscation and seizure. It has given judges significant new leeway to seize and confiscate unlawfully obtained property on a far greater scale. As for the institutional dimension, the Agency for the Recovery and Management of Seized and Confiscated Assets, created in 2010, manages the assets seized in the framework of criminal proceedings and coordinates the return of assets as a result of judicial decisions. Moreover, France carried on providing legal assistance through a network of liaison magistrates in French embassies abroad, such as in Tunisia.

Germany significantly reformed its legal regime for asset recovery in 2017 in order to strengthen confiscation powers, including by new provisions on non-conviction-based confiscation, and to facilitate the return of assets to victims. In March 2018, Germany, together with the International Centre for Asset Recovery organized the first Africa-Europe Asset Recovery Dialogue, aimed at gathering policy makers and practitioners to discuss the main challenges in asset recovery, as well as emerging good practices. This also facilitated contact between various practitioners from European and African countries. Germany also supports regional asset recovery networks

like the Asset Recovery Inter-Agency Network for Eastern Africa or the Red de la Recuperación de Activos de GAFISUD in Latin America, and facilitates international cooperation.

Italy has a broad set of legal provisions to ensure the recovery of stolen assets. Indeed, this country allows a foreign State to initiate civil actions in its courts to establish title to or ownership of property. Italy also successfully implemented non-conviction-based confiscation, in line with Article 54 of UNCAC, and has dedicated experts to work on asset recovery cases. The Italian institutions also develop specialized expertise for asset recovery through a specific Agency, established in 2010, and now undergoing renewed governance (National Agency for the Administration and the Destination of Seized and Confiscated Assets from Organized Crime). At the national level to date, about twenty-seven thousand real estate properties, as well as other commercial buildings, have been confiscated with a value of EUR 25 billion. Italy also supports capacity-building initiatives in this area, through the “Plan de Apoyo” in Central America.

Japan operates the UNAFEI, a UN Crime Prevention and Criminal Justice Programme Network Institute. This body annually holds a UNAFEI UNCAC Training Programme in order to better implement the provisions of UNCAC, including asset recovery. In addition, UNAFEI holds an annual regional seminar, the “Good Governance Seminar”, to contribute to the promotion of good governance and the rule of law in South East Asian countries, in which the issue of asset recovery is addressed. Japan hosted an annual meeting of the Asset Recovery Interagency Network - Asia Pacific (ARIN-AP) in 2017. Through the active participation in ARIN-AP, Japan promotes sharing of information and experiences for asset recovery among the law enforcement agencies in the Asia Pacific region.

The UK actively promotes asset recovery. At the international level the UK co-hosted GFAR with the US in 2017, and supports the International Centre on Asset Recovery and the World Bank/UNODC Stolen Asset Recovery Initiative to provide technical assistance to developing countries. The UK supports the International Anti-Corruption Coordination Centre which coordinates the global law enforcement response to corruption, in particular the recovery of illicitly acquired assets. At a national level, the UK has dedicated law enforcement capability to trace, recover and return illicitly acquired assets originating from developing countries. By the end of 2018, almost GBP 800 million of assets had been restrained, recovered or returned; 30 individuals and companies had been convicted, and in 2018,

GBP 57.7 million was returned to Nigeria. The UK has significantly strengthened its legal powers for combatting illicitly acquired assets through the Criminal Finances Act 2017, which introduced a new account freezing and forfeiture order and Unexplained Wealth Orders.

The US remains highly committed to the recovery of assets worldwide, through a broad range of initiatives, such as co-hosting and funding GFAR, including related technical assistance and case-based mentoring to the four GFAR focus countries. Moreover, the Department of Justice Kleptocracy Asset Recovery Initiative is a group of experts who work together to deny corrupt officials the use and enjoyment of their criminal proceeds, and remedy some of the harm caused by high-level corruption. Thanks to this

initiative, the US Government has seized or frozen over USD 3.5 billion since 2010. The US also remains the largest donor to the Global Focal Point Network on Asset Recovery, managed by INTERPOL and StAR, which is a platform for information exchange on asset recovery cases. Finally, the US Government provided a comprehensive analysis of its implementation of the G20 Asset Recovery Principles in its response to the G20 Anti-Corruption Working Group's 2017 Accountability Report Questionnaire, available here and is currently under review for compliance with UNCAC asset recovery and prevention chapters.

Commitment 35 Tax capacity-building



“We will continue to provide practical support to developing countries’ efforts to build capacity to collect the taxes owed to them and to engage in and benefit from changing global standards on exchange of information, including automatic exchange of information... and we will continue to provide practical support for developing countries seeking to join the Global Forum [on Transparency and Exchange of Information for Tax Purposes]. We each commit to continue to share our expertise, help build capacity, including by engaging in long-term partnership programmes to secure success... We will take practical steps to support [the OECD’s Tax Inspectors Without Borders] initiative, including by making tax experts available.”

Lough Erne 2013, G8 Leaders’ Communiqué, paras. 27-28.

Score

Good

Progress

Indicators

Collective commitment, measured by self-assessment based on own records of capacity-building activities and OECD TIWB reports.

Baseline: 2013 levels of support for tax capacity-building.

Indicators:

- Support provided for developing countries seeking to join the Global Forum.
- Practical support provided to developing countries’ efforts to build capacity and engage in and benefit from changing Exchange of Information (EOI) standards.
- Expertise shared including by engaging in long-term partnership programmes.
- Practical steps taken to support TIWB, including by making tax experts available.

Data sources:

- G7/8 members own records
- OECD
- EU
- Global Forum
- IMF
- World Bank.

Assessment

G7 members have been engaging significant resources in the framework of their development programmes to improve domestic resource mobilization (DRM) in developing countries, especially through tax

capacity-building. There are numerous cooperation platforms carried out by G7 members, whether bilateral or multilateral (the Platform for Collaboration on Tax, the IMF’s Revenue Mobilization Trust Fund, the IMF’s Tax Administration Diagnostic Assessment Tool, the OECD’s Global Forum, the OECD’s BEPS and developing countries Programme, the OECD’s Forum on Tax Administration, the OECD’s Tax Inspectors Without Borders initiative, the World Bank’s Global Tax Program, the International Tax Compact). Under the Addis Tax Initiative of July 2015, most of the G7 members are committed to increasing their support for technical cooperation in these areas by 2020.

1. Support provided for developing countries seeking to join the Global Forum

All G20 members and developing countries participated in the OECD’s Global Forum. **France** and **the UK** support it financially and are founding members of the Global Forum’s Africa Initiative. **Germany** supports partner countries to participate in the GF. In addition, **Japan** supports Asian countries to participate in the GF. Regarding **the EU**, a dedicated contribution to the GF is under preparation to support technical assistance to partner countries joining it.

2. Practical support provided to developing countries' efforts to build capacity and engage in and benefit from changing EOI standards

G7 countries have demonstrated in numerous ways their commitments to support developing countries' efforts to build capacities and to introduce global standards, such as the automatic exchange of financial account information under the Common Reporting Standard.

France has made the tax and development agenda a priority for the coming years. To strengthen this axis, there is now an inter-ministerial platform on DRM and a "tax and development" strategy is being developed to structure France's action in this field. **Germany** has entered into a partnership with Georgia to implement automatic EOI and, beyond, provides support to its partners amongst them, Ghana, Guatemala and El Salvador, in different ways.

Italy will provide technical assistance to the Albanian Tax Administration, especially for automatic EOI. **Japan** contributes also through technical assistance and outreach programmes on EOI standards, tax administration and tax policy. In addition, Japan and **the UK** support the PCT to enhance coordination of technical assistance provided by international institutions and bilateral donors. The UK is providing technical assistance to some countries (Ghana, Nigeria, Pakistan and scoping in Egypt and Jordan) to help with the implementation of the automatic EOI and has provided support to the African Tax Administration Forum's committee for EOI and the implementation of automatic EOI in Liberia and Uganda. **The US** hosts a hub on the Forum on Tax Administration's Knowledge Sharing Platform for Tax Administrations (KSP) to promote the sharing of tax knowledge and expertise among tax officials, including EOI. **The EU** funds EOI capacity-building by the GF in Egypt, and is preparing further dedicated support for EOI for the ECOWAS region, Tunisia and Vietnam.

3. Expertise shared including by engaging in long-term partnership programmes, and which seek to support reforms for domestic tax administrations and policies of partner countries

Canada's support is primarily delivered through Global Affairs Canada's programming portfolio of 12 operational projects with DRM components, mainly in sub-Saharan Africa and the Americas. Canada is also leading the ongoing development of the KSP, an online global platform for the sharing of tax knowledge and expertise in support of capacity-building in developing countries. The KSP provides access to e-learning courses, communities of practice, and a growing library of best practices in tax administration.

French expertise has a long tradition of cooperation with the tax administrations of developing countries, mainly French-speaking countries. France is an active member of the Exchange and Research Centre for Leaders of Tax Administrations, an NGO created in 1982 which brings together heads of tax administrations of 30 French-speaking countries located on four continents. Its purpose is to facilitate dialogue and exchanges between member countries, and to promote international multilateral cooperation based on common interests and experience sharing. France co-funds and brings experts to OECD's Global Forum initiative to fight tax evasion and illicit financial flows, and supports IMF's AFRITAC to strengthen public finance administration, including taxes. France is also very active in supporting fiscal transition in West African Economic and Monetary Union countries at bilateral and regional levels.

Germany, through the Federal Ministry for Economic Cooperation and Development (BMZ), supports the strengthening of public finance systems in more than 30 partner countries worldwide. Half of the value of the German "Good Financial Governance" approach is devoted to reinforce DRM.

Italy cooperates with the Inter-American Center of Tax Administrations (*Centro Interamericano de Administraciones Tributarias*) through technical assistance and support initiatives; many Latin American countries took part in the courses to counter international tax evasion and avoidance.

Japan provided bilateral technical assistance to Cambodia, Indonesia, Lao People's Democratic Republic, Myanmar and Vietnam through experts from the Japan National Tax Agency.

The UK operates a number of bilateral programmes, with Ethiopia representing the largest. Through Her Majesty's Revenue and Customs (HMRC) Capacity-Building Unit, the UK has Long-Term Advisors embedded in Ethiopia, Ghana, and Rwanda, and is working closely with Pakistan, and HMRC is also delivering narrower programmes in India, Jordan, and Uganda.

The US Office of Technical Assistance of the US Department of Treasury has collaborated in long-term programmes with about 30 countries during the period (2013-2019) to provide technical assistance.

The EU is supporting DRM in partner countries through its 84 budget support programmes, and by dedicated

bilateral technical assistance programmes. Furthermore, the EU co-funds capacity-building deployed by the IMF Revenue Mobilization Thematic Fund, the IMF Managing Natural Resource Wealth Thematic Fund, and the IMF Tax Administration Diagnostic Assessment Tool Trust Fund.

4. Practical steps taken to support TIWB, including by making tax experts available

The UNDP and the OECD launched the TIWB initiative in July 2013. **Canada, France, Germany, Italy, the UK, and the US** are supporting TIWB and intending to continue their support. **Canada** has promoted a community of practice

specific to TIWB on the KSP, and is exploring a partnership to provide a tax expert in support of an upcoming TIWB programme. **France** is providing direct support to TIWB for technical assistance in the DRC, Senegal and Cameroon, and launched a new cooperation programme in Chad in 2019. A **German** expert has been engaged in the TIWB programme with the Jamaican Tax Administration since 2017. After a year-long TIWB project with the Albanian Tax Administration in 2015, **Italy** intends to support a TIWB programme with Armenia. **The UK** supports TIWB programmes as part of its large programmes in Ethiopia and Pakistan, and is a partner in Lesotho. **The US** is carrying out TIWB assistance in Colombia.

Commitment 36 Land transparency



“We will support greater transparency in land transactions including at early stages, and increased capacity to develop good land governance systems in developing countries. [Partnerships] will be tailored to the needs of each country and support national development plans with the objective of improving land governance and in particular transparency in land transactions by 2015. In addition, Japan and Italy are providing increased support through FAO and World Bank to support implementation of the Voluntary Guidelines on the Responsible Governance of Tenure of Land in developing countries.”

Lough Erne 2013, G8 Leaders' Communiqué, paras. 44-45.

Score

Good

Progress

Indicators

Individual partnerships will have their own accountability frameworks, and G7 technical leads will draw on these to assess collective progress against this commitment.

Baseline: 15 June 2013, or the date additional partnerships were launched

Indicators:

The degree to which the partnerships are meeting/have met the delivery outcomes as set out in their detailed work plans, with a reference to the relevant sections of the VGGT. Work plans available from December 2013 for partnerships launched in June 2013, and for partnerships launched subsequently at a suitable later point in time and reported on in their most recent progress report.

Data sources:

- The Partnership Reports.
- Self-assessment narrative reporting for non-partnership-related land commitments (by Japan and Italy).
- At country level, partnerships will agree on source and minimum quality of data, against which partnerships will report. The G7 technical land leads will track progress and ensure overall consistency.

Assessment

G7 members have continued to support land transparency in developing countries through their partnerships. The main activities led by G7 members are focused on workshops, training, strengthening legal frameworks, and

responsible land investments. The progress varies strongly from one country to another, due to political situations and commitments in the partner countries. Some G7 members are active on the Global Donor Platform for Rural Development working group on land governance.

1. France with Senegal

France has supported Senegal both financially and technically, including the provision of training in order to build capacities to operate the National Commission for Land Reform (NCLR), established in March 2013. Workshops organized by the consulting firm Enda Pronat and the French agricultural research and international cooperation organization working for the sustainable development of tropical and Mediterranean regions provided opportunities to promote national land reform in Senegal. France has also collaborated with Italy to organize dissemination workshops of their good practices on land governance. As a result, the NCLR has set up a participatory land reform process, in consultation with local and multi-stakeholders. After two agricultural development projects aiming at testing land use charters and different sets of decentralized rules for territorial land use, the AFD is currently developing a new project in the Senegal River Valley to support land security. France has developed an analytic framework to take into account VGGT in AFD projects linked to agricultural lands.

2. US, Germany, and the UK with Ethiopia

The Ethiopia land partnership has facilitated more coordinated interventions in the land sector between the US, Germany, the UK, and the government of Ethiopia, with regular meetings of the G7 Land Partnership Group to discuss and coordinate activities. It successfully contributed to improve land governance in the country, with a new land policy being designed, and including support to administer agricultural investments in line with the VGGT.

Through USAID, the US has helped to finance Ethiopia's land governance partnership, the Land Administration to Nurture Development (LAND) programme (2013-2018). LAND provided training support in rural land administration, including through Ethiopian universities, and supported development of the country's first National Land Use Plan. LAND collaborated with the government of Ethiopia to develop the Women's Land Task Force, which worked effectively with government legislative drafting committees to integrate gender issues into draft amendments to Land Administration and Land Use policies. In pastoral areas, LAND piloted activities to secure land-use rights and help improve local-level governance by assisting communities with decision-making rights over their assets of land, water, and other natural resources. Of note, the government of Ethiopia, with USAID support, issued the first pastoral range land certification covering an area the size of Rwanda. USAID will continue to collaborate with the government of Ethiopia through a new land governance programme that is expected to begin this year, in 2019.

The German Development Cooperation contributed to the G7 Land Transparency commitment through the BMZ-EU co-financed Support to Responsible Agricultural Investment (S2RAI) project. The project supports the Ethiopian Government in establishing a more accountable, conducive, and transparent environment for responsible agricultural investments in the western lowland areas, and in strengthening land tenure rights of the resident population. S2RAI addresses institutional and capacity constraints within relevant land authorities, and helps to ensure that land investments in the agricultural sector are in accordance with national and international standards (e.g. VGGT, CFS-RAI). The efforts of S2RAI are currently supplemented by a newly established project focusing on the application of best practices, standards, and instruments of participatory and integrated land use planning. The Participatory Land Use Planning project aims to pilot inclusive land use planning approaches, and supports the improvement of cross-sectorial coordination within planning endeavours at different administrative levels, with a specific focus on peri-urban areas.

3. UK with Nigeria

The Nigeria Land Partnership focused on the implementation of the UK-funded Growth and Employment in States (GEMS) Programme, which included interventions to improve the land, tax, and investment promotion systems in selected states of Nigeria. GEMS3 had a strong focus on land markets, and included targeted support to land titling in selected states, and regulatory assessments to ensure more effective implementation of the land act.

4. US-Burkina Faso Land Governance Partnership

Since 2014, the US Government has worked with the government of Burkina Faso to establish a new institution focused on improving the governance of land: the National Land Observatory (ONF-BF). The US support for this new institution began under the Millennium Challenge Corporation, before transitioning to USAID. The ONF-BF aims to strengthen Burkina Faso's land governance and improve transparency in land transactions consistent with the VGGT. One notable area of progress has been in the use of participatory methods and low-cost mobile technology to improve customary land certification in Burkina Faso. In 2017, USAID worked with ONF-BF on a successful pilot to use USAID's Mobile Applications to Secure Tenure (MAST) approach, in support of simplified, low-cost customary land certification in Boudry Commune. The government of Burkina Faso has adopted the approach to accommodate transactions and documentation of common resources to support land certification in the Sahel Resilience Focus Communes, where high land-insecurity negatively impacts the local community's ability to resist shocks.

5. UK with Tanzania

Significant progress has been made in the Tanzania Land Partnership, through the UK-funded Land Tenure Support Programme. The programme supports the government of Tanzania to demarcate and register village and household land, and strengthen village land governance institutions. It also helps to establish a multi-stakeholder group to support the government to address policy issues surrounding land and investment, and broader issues in land policy. The programme has promoted the adoption of USAID's MAST approach, which was first tested in Tanzania, and also enabled Ministry of Lands teams to build the capacity of district land offices, including in the preparation of land use plans. The UK has also supported the development of a Tanzania-specific guidebook to help investors, communities, and the local government to plan and implement responsible land investment in line with

the VGGTs and AU Guiding Principles. *The Responsible Investment in Property and Land* platform has been supported through the UK-funded global land programme, Land: Enhancing Governance for Economic Development (LEGEND).

6. Japan (with the JICA, the FAO, and the World Bank)

Japan has provided a grant in the amount of USD 1 million to the World Bank for supporting VGGT training and dissemination workshops in developing countries, and implemented land-related programmes through the JICA. Using the grant, country-level workshops on the Land Governance Assessment Framework (LGAF) were held in Cameroon, Uganda, Guatemala, Argentina, and Honduras in 2014-2015, and the LGAF has been implemented in Guatemala. Since 2015, the JICA has provided training sessions pertaining to land registration and responsible agricultural investment, in cooperation with the FAO, the World Bank, and the GIZ, covering 14 countries in Africa and Asia so far. Also, the JICA has helped technology transfer at the Kosovo Cadastral Agency, enabling them to work on urban land planning and environmental and cultural conservation.

7. Italy (with the FAO)

Since 2013, the Italian Development Cooperation on Land Transparency has granted USD 4.9 million as a voluntary contribution to the FAO for implementing VGGT. The Italian government initially joined other partners in backing a multi-year project that supports 70 countries in Africa, Asia, and Latin America in implementing the guidelines, with a contribution of USD 3.3 million. Under this initiative, Italy has also supported the preparation of two technical guidebooks. Thanks to the FAO's assistance and the Italian Development resources, Senegal embarked on an unprecedented, participatory and inclusive process to develop the national land policy document. The new Land Policy Document was subsequently submitted to the President of the Republic. Other achievements, along the way, include new legal frameworks for inland fisheries, which are the result of discussions with close to 400 people from nine regions, and a national assessment of forest tenure.

8. Germany with Sierra Leone

Germany and Sierra Leone have been involved in a partnership, together with the FAO, for several years now. Initially, the aim was to support the implementation of the "voluntary guidelines on the right to food", within the framework of the bilateral trust fund. On this basis, Sierra Leone became a priority country for the implementation of the VGGT. The land partnership was concluded for this purpose. Building on this, two projects with a funding volume of over EUR 3 million were launched to maintain and support the political momentum, so that the cooperation structures created for the application of the VGGT can continue to operate. In addition, the use and application of the CFS-RAI in Sierra Leone were also added as a component.

Sierra Leone is still a fragile country, which does not provide basic governance structures regarding land. Thus, improving land governance is a lengthy process that requires a particularly intensive engagement. Further projects are planned.

9. EU

The EU is supporting land governance actions in about 40 partner countries, with a total budget of almost EUR 245 million (60% in sub-Saharan Africa, 22% in Latin America, and 8% in Asia). In Africa, the EU mainly contributed to securing land rights in order to increase the food and nutrition security of small farmers, and enable a peaceful environment for sustainable investments. The EU has devoted part of its land programmes explicitly to gaining practical experience with the application of the VGGT in 18 countries. The 2018 programme, "Promoting Responsible Governance of Investments in Land", is aimed at unlocking the potential of investments in land to contribute to increased agricultural productivity and sustainable development, mainly in Africa. It also provides support on empowerment and advocacy on land rights, as well as information and data on land investments. EU support helped to promote women's empowerment, for instance, by establishing customary land committees that address women's land rights in the broader context of gender equality in Malawi.

Commitment 37 Open data



“G8 members will, by the end of [2013], develop [Open Data] action plans, with a view to implementation of the [Open Data] Charter and technical annex by the end of 2015 at the latest.”

Lough Erne 2013, G8 Leaders' Communiqué, para. 48.

Score



Excellent

Progress

Indicators

Individual country assessment.

Baseline: June 2013

Indicators:

- Open data action plans published by end 2013.
- Key datasets on National Statistics, National Maps, National Elections and National Budgets released in granular and accessible format using open licenses by December 2013.
- Release of more datasets, including those identified as high value (in the technical annex of the Charter) by December 2015.
- Open Data Charter and technical annex and commitments set out in country action plans fully implemented by end 2015.

Data sources:

- G8 members' own records
- Self-assessed

Assessment

The implementation of the Open Data Charter and technical annex and commitments is an ongoing process for each G7 member.

Canada continued to make progress on open data through its portal, open.canada.ca. Official voting results by polling location are available for the last 5 federal elections, as well as all data tables for the federal budget, over 850 maps and over 7,500 datasets, presenting a variety of statistical information about Canada. As of 2018, Canada was ranked first on the Open Data Barometer (tied with the UK). As of June 2018, Canada has completely implemented all commitments set out in its G8 Open Data action plan.

France has passed the Digital Republic Law in 2016 that sets the principle of “open public data by default”. Moreover, it also published datasets on national statistics (data released by the National Institute of Statistics and Economic Studies), national maps (e.g. the data of the National Institute of Geographical and Forest Information), national elections (entire election results since 2001 are published in open data) and national budgets (e.g. the national budget for each year). Concerning datasets identified as high value, France has implemented the principles of Data as a Public Service in order to publish up-to-date and quality reference data (e.g. the cadastral map) on a specific portal. Moreover, France has published data about the environment (e.g. air quality), public procurement (e.g. the Official Bulletin for public procurement announcements), education (e.g. results of high schools), transparency (e.g. the national directory of Members of Parliament) and health (e.g. the directory of health professionals).

Germany implemented the G8 Open Data charter in 2014, and published key datasets, such as the national statistics of the Federal Statistical Office of Germany, and national maps of the Federal Agency for Cartography and Geodesy. Moreover, some datasets, including those identified as high value, were released with the implementation of the charter. Mobility and transport data have been identified as high value, and have been published on a separate portal, mcloud.de. Germany passed an open data policy in 2017, making governmental data “open by default” and accessible to the public. Most of the 16 federal states have their own open data initiatives on a regional, as well as a local level. All data can be found on the national portal, GovData.de.

Italy, in its Three-Year Plan for information and communications technology in public administration, drafted

a dedicated chapter (5) to the regulatory framework on the governance of public and open data [<https://pianotriennale-ict.italia.it/>]. It also published key datasets on national statistics (the Italian National Institute of Statistics), national maps (the DB Prior), national elections (released after each election), and national budgets. A national open data monitoring document, the “Basket of key datasets”, identifies high-value datasets at the national and regional levels, e.g. “Normattiva”, “Environmental pollutants” and “Open Coesione”. Furthermore, dati.gov.it, the new Open Data Guidelines, and FOIA are additional examples of the importance of open data and its dissemination for Italy.

Japan published the Open Data Charter Action Plan by October 2013, and the Cabinet Secretariat launched the government open data catalogue site in December 2013 to release not only key datasets and high-value datasets, but also datasets in other categories (e.g. disaster prevention). Also, a new law was enacted in December 2016 which includes provisions concerning the role of both national and local governments in publishing their open data, followed by the establishment of “Basic Principles on Open Data” and the “Declaration to Be the World’s Most Advanced IT Nation Basic Plan for Advancement of Public and Private Sector Data Utilization”, which includes an up-to-date open data policy, and was published on 30 May 2017.

The UK Cabinet Office Open Standards Board has developed and approved the Election Results Data Standard. The Office for National Statistics (ONS) has continued to make its data available under the Open Government License. The ONS website was updated in 2016 to ensure that data was made consistently available in multiple open formats, and considerable efforts continue to be placed into continuing the development of an Application Programming Interface to allow statistical data to be utilized in a wide range of projects across government and the private sector. In October 2017, for the first time, the UK published data from the Government Grants Information System. This included full data representing over GBP 100 billion of grants at scheme level for the 2015/2016 and 2016/2017 financial years, together with award-level data for both the Ministry of Justice and the Department for Transport.

The US provides a wide variety of national statistics, national maps, and national budgets as open data. Since the 2014 Action Plan, the US has doubled the amount of catalogued data on Data.gov, including improvements to National Resource Revenues, Travel Warnings, and Travel Alerts, and Office of Justice Programs. Other new open data offerings of note include: College Scorecard, USAID’s Data Library, OpenFEMA, and National Oceanic and Atmospheric Administration’s National Water Model. The commitments in the US in the Open Data Charter and Technical Annex and Commitments were implemented: the US publishes open data in a discoverable, machine-readable, and useful way. The US works with public and CSOs to prioritize open datasets to release, update, and enhance high-priority datasets through the Presidential Innovation Fellows programme, and the creation of the first Federal Data Strategy.

The EU conducts a proactive open data policy, which aims at creating a single EU digital information market. A general legislative framework at European level for government data is set by the newly revised Public Sector Information Directive. Once adopted in the course of 2019, it will be followed by a list of high-value datasets to be provided in the future by the EU member states, free of charge and through Application Programming Interfaces. The revised Directive also regulates the re-usability of scientific data that have been made accessible as a result of an Open Access policy. The European Commission and the Council have accordingly their respective reuse policies (2011/833/EU; (EU) 2017/1842) for their own information resources, and make them available as open data. There are currently over 13,500 EU open datasets published from a broad range of domains. The reuse of EU open data is further stimulated by a yearly competition, the EU Datathon, organized by the Publications Office of the EU. In order to bring together all European data in 2015, the European Data Portal was set up. It harvests public data portals across Europe, providing access to over 850,000 datasets from 77 data catalogues in 24 languages.



Sector Reform Contract programme - “Justice and Accountability Reform” in Uganda

The AAP 2017 for Uganda consists of a Sector Reform Contract (SRC) in the justice and accountability sectors, which is aligned to the “Peace” pillar of the new European Consensus for Development of “peaceful and inclusive societies, democracy, effective and accountable institutions, rule of law and human rights for all”. The SRC programme, “**Justice and Accountability Reform**” (JAR) contributes to improving governance in the areas of:

1. public service delivery;
2. the strategic allocation and efficient use of public resources;
3. DRM;
4. the fight against corruption; and
5. increased transparency.

Furthermore, JAR supports the implementation of Uganda’s Strategic Investment Plan in the Accountability Sector, as well as in the justice, law and order sector. The intervention logic

of the Action is based on the assumption that weaknesses in Uganda’s accountability and justice, law and order sectors are major constraints for an improved provision and accessibility of service delivery, as well as for a conducive business environment.

All of the Special Conditions of this Budget Support programme (a fixed tranche of EUR 20 million) have been met.

The first two have been met, as the percentage increases of the net sector allocations to the accountability sector and justice, law and order sector were higher than the percentage increase for the overall budget. Furthermore, the Government has made progress towards EITI accession with

1. an official press statement announcing that it will apply for EITI membership;
2. the appointment of a senior official to oversee the process; and
3. government consultations to convene a multi-stakeholder group (which will include CSO representation).

It is worth mentioning that, when we designed this programme, we knew that the Special Conditions were particularly challenging; yet, we wanted to ensure a true change for the population through this programme by locking disbursements to the achievement of critical targets. Hence, **we are proud of the achieved results, especially the initiation by the government of Uganda of the EITI membership process.** Our development partners, including EU member states, agree that this had been clearly possible thanks to our JAR programme.



© European Union/DEVCO

8 Peace and security

The G7 has remained committed and active on the peace and security agenda—in a variety of ways—specifically, in improving the relevance and effectiveness of security responses to the crises, conflicts, and challenges to peacebuilding in Africa.

The Group's support has resulted in an improvement in the ability of the AU and other subregional organizations to mount and maintain AU-led peace operations. G7 efforts are well-placed for building capacity, accountability, inclusivity, and legitimacy. Having achieved its commitment on the training of troops, the G7 continues to make progress on this front, through ongoing efforts on all other commitments. Africa's contribution to UN peace operations is increasing, with Africa contributing to approximately 40% (circa 37,000) of all UN peacekeeping troops and police.

Overview

G7 countries engage in various ways for peace and security, including the deployment of troops, police, and peacekeeping operations, the provision of technical assistance, and capacity-building and development, humanitarian and stabilization programming. These complimentary tools are mobilized to support peacebuilding and security in Africa. The Sahel is an example of a region where the G7 is taking a multifaceted approach. In the peace and security sector, all G7 countries have supported at least one of the several military operations currently active in the region, each with their own mandate, including the United Nations Multidimensional Integrated Stabilization Mission in Mali (MINUSMA), the G5 Sahel Joint Force, and Operation Barkhane. G7 countries also contribute to military and civilian capacity-building efforts, including bilaterally and/or through the EU's Common Security and Defence Policy missions in the region. G7 countries continue to deliver development programming in the region aimed at addressing the root causes of conflict and crises in the Sahel, and building the stability that allows economic development to take place. Coordination between these actors on the Humanitarian, Development and Peace nexus has improved with initiatives bridging donors' activities and financing, such as in the frame of the Sahel Alliance.

Through a variety of channels, the G7 has worked to improve cooperation between the multilateral, regional, and subregional organizations, which each play a key role in the prevention and resolution of crises in Africa.

G7 Progress on Peace and Security

Maritime security

The G7 approach to maritime security is mostly regional, focusing mainly on the Horn of Africa and on the Gulf of Guinea. In all instances, promoting regional coordination has been a key objective. While maritime security has improved considerably these last years in the Horn of Africa, piracy and armed robbery at sea in the Gulf of Guinea remains a serious concern. G7 countries have responded by supporting increased capacity and collaboration of affected States and regional organizations, and by contributing to counterpiracy operations. They have also invested in EU and UN projects for maritime training, for the training of federal prosecutors and national law enforcement agencies, and for a more efficient regional information-sharing network.

Formed Police Units

When accountable and operationally effective, police make a crucial contribution to sustainable peace and security. They are—along with other internal security forces—usually responsible for law enforcement, the control and prevention of crime and the maintenance of public order, and are generally the security provider that the public most frequently encounter. G7 countries support the strengthening of the police component of peacekeeping operations by deploying or financing the deployment of police officers in peace operations, and actively investing in their training, through training centres and support programmes. Collaboration with other partners has been fostered to improve performance of police in peacekeeping operations through specialized tactical and pre-deployment training, trainer and unit-command staff development, UN-led workshops to increase the number of female police officers, or centres of excellence.

Women, Peace and Security

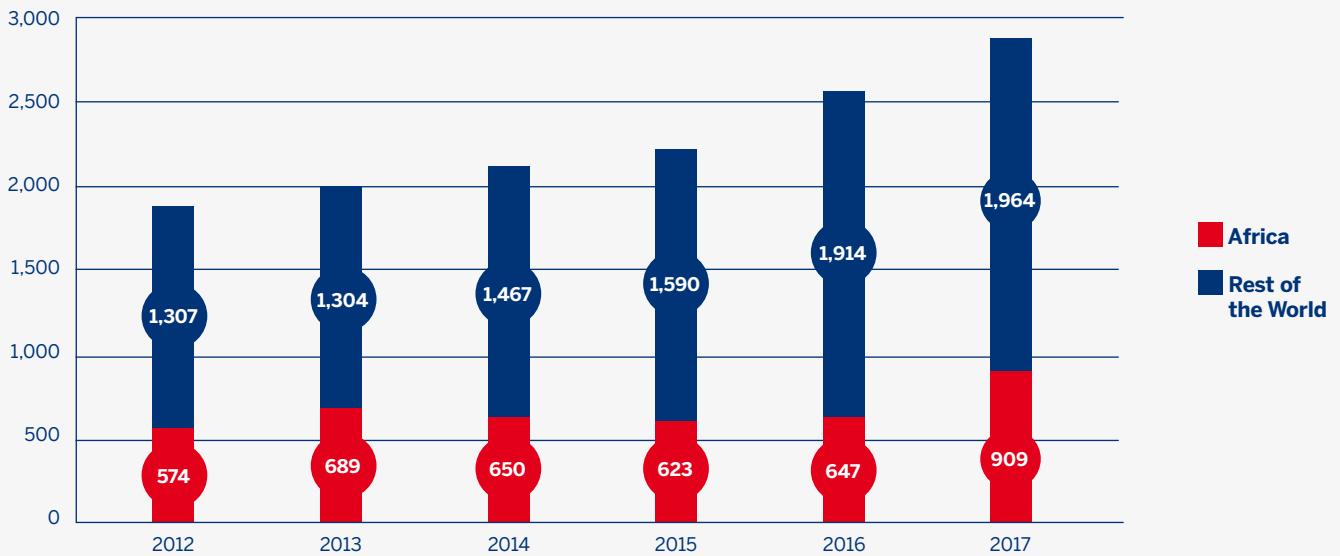
The full implementation of UN Security Council resolution 1325 and associated resolutions on the Women, Peace and Security (WPS) agenda is at the centre of our efforts to strengthen peace and security. Gender equality is essential to support social resilience to conflict, making it a crucial prerequisite for conflict prevention. Furthermore, the meaningful participation of women in peace processes is critical for the solidity and sustainability of the negotiated peace, and of the reconstruction of post-conflict societies. G7 members including the EU thus remain fully committed to promoting a strong WPS agenda in their internal and external actions, and to supporting, both financially and technically, the implementation of National Action Plans on Women, Peace and Security (NAPs), or similar

gender-equality strategies, in other countries. The EU and its member states, for example, are active on the issue of WPS in more than 70 countries around the world.

Conflicts and crises in Africa

All of the G7 countries took steps to increase capacity and collaboration with affected African States and regional organizations in order to improve the response to, and prevention of, crises and conflicts. They have invested in various programmes, funds, and partnerships with African countries and organizations to ensure the funding and implementation of a peace and security policy in Africa. Specifically, they contributed to efforts to improve states' capacities, to reform the security sector, and to adopt a comprehensive approach to the 3Ds (diplomacy, defence, development).

Figure 8.1 – G7 bilateral ODA to activities related to conflict, peace and security (USD million)



Source: OECD CRS Database, Purpose Code 152 on Conflict, Peace and Security.

Commitment 38 Maritime security in Africa



“Support maritime security capacity development in Africa and improve the operational effectiveness and response time of littoral states and regional organizations in maritime domain awareness and sovereignty protection.”

*Kananaskis 2002, G8 Africa Action Plan Sea Island 2004, 9; Heiligendamm 2007, paras. 40, 42.
L'Aquila 2009, para. 129.
Muskoka 2010, Muskoka Declaration: Recovery and New Beginnings, Annex II/II.*



Indicators

Baseline: 2002

Indicators:

- Increased capacity and collaboration of affected states and regional organisations to counter maritime security infringements and indict offenders.
- Is G8 support hitting key areas?

Data sources:

- We have drawn on our own G8 records and monitoring and reporting systems.

Assessment

While maritime security has improved considerably in the Horn of Africa, piracy and armed robbery at sea in the Gulf of Guinea remains a serious concern. These attacks, be they piracy or armed robbery, are increasingly violent. In this region, maritime insecurity can no longer be restricted to piracy: it encompasses other scourges such as trafficking, illegal fishing, and maritime pollution.

Since 2009, **Canada** has invested approximately CAD 4.6 million in capacity-building programmes for the enhancement of maritime security in Africa. These funds include the provision of patrol boats and training to relevant maritime authorities in Benin, Ghana, and Togo to address maritime security issues in the region. This support improved the African authorities' capacity to maintain secure maritime borders, and reduce the risk of human smuggling emanating from the region. Since 2017, the Canadian Coast Guard, in partnership with the Royal Canadian Navy, have deployed maritime safety and security mentorship training teams to

East and West Africa to assist countries with developing skills in monitoring, detecting, and responding to maritime incidents. In 2018, Canada and Côte d'Ivoire co-chaired the G7 Friends of the Gulf of Guinea Group on Maritime Security in Abidjan, on 6-7 December. The meeting mobilized continued support to promote sustainable maritime security and development in the Gulf of Guinea region.

France has deployed a permanent naval presence in the Gulf of Guinea since 1990, and continues to strongly support EUNAVFOR Atalanta, the European counter-piracy military operation deployed in the Horn of Africa. Furthermore, France is deeply involved in capacity-building actions in the Gulf of Guinea: 17 maritime naval officer “co-operants” are embedded in African navies of the region. France also organizes four training exercises each year with African navies, called AFRICAN NEMO. Furthermore, the French Navy takes an active part in maritime information fusion and sharing in the Gulf of Guinea through the Maritime Domain Awareness for Trade (MDAT-GoG) mechanism, as well as in the Horn of Africa, by hosting, starting in March 2019, the Maritime Security Centre. Since 2015, France has organized a symposium gathering Chiefs of Staff of the navies in the Gulf of Guinea. Finally, France will increase its efforts by co-chairing, along with Ghana, the G7++ Friends of the Gulf of Guinea group in 2019, with an ambitious action plan aiming to strengthen the Yaoundé architecture.

Germany's support for increased capacity and collaboration of affected States and regional organizations mainly takes the form of participating in related activities under the umbrella of the EU, both within the EU's internal and external security mechanisms. Germany's activity during the requested

reporting period of 17 years has significantly increased, with a sharp increase over the past five years. Bilaterally, Germany supports the Indian Ocean Rim Association as a dialogue partner, and with a two-year-programme for capacity-building activities in priority areas, including Maritime Safety and Security and Disaster Risk Management.

Since 2005, **Italy** has contributed to counterpiracy operations both in the Horn of Africa and the Gulf of Guinea, at the national level, as well as in the framework of coalitions within the EU and North Atlantic Treaty Organization (NATO). During the Italian presidency of 2017, the G7++ Friends of the Gulf of Guinea group was significantly revived with two meetings in Rome and Lagos which brought together a record number of Western and Central African States and regional organizations. Moreover, Italy is active in information exchange through its support for the enhancement of regional Maritime Domain Awareness by sharing with several African countries the V-RMTC, a tool for the exchange of data on maritime traffic. Additionally, the participation of an increasing number of African navies in the Regional Seapower Symposium for the Navies of the Mediterranean and Black Sea Countries, held every two years, created a forum where the leaders of the regional navies can strengthen cooperation. Capacity-building actions are also conducted by Italy: the Navy offers several technical and operational classes to African partner countries in Italy.

Since 2009, **Japan** has been conducting anti-piracy operations, without any interruption to the operations even once, by deploying Maritime Self-Defense Force destroyers (with coast guard officers on board) and P-3C maritime patrol aircraft to the Gulf of Aden. The deployed destroyers have so far protected 3,884 merchant ships on 855 escort operations, while the P-3C maritime patrol aircraft carried out 2,288 mission flights. Japan has been making multi-layered efforts in order to solve root causes of piracy off the coast. It has contributed USD 4.5 million to an international trust fund managed by the UNDP, through which it assists Somalia and neighbouring countries in improving courts and training judicial officers. Moreover, Japan has assisted the establishment of Information Sharing Centres in Yemen, Kenya, and Tanzania, as well as the construction of the Djibouti Regional Training Centre in Djibouti for capacity-building in the region, by contributing USD 15.1 million to a fund established by the International Maritime Organization (IMO). Japan is also concerned about the maritime security in the Gulf of Guinea, and assists in capacity-building for maritime security of the West and Central Africa countries.

In the Horn of Africa, **the UK** successfully transitioned the Operational Headquarters and Operational Commander

of the EU Naval Operation ATALANTA to Spain, and the industry liaison to France. The UK has contributed over GBP 9.0 million to maritime-security-focused capacity-building projects in the East Africa and West/Central Africa regions since 2011, working both bilaterally and with multilateral partners. This has included support for the IMO's Djibouti Code of Conduct and the West and Central Africa trust fund, as well as supporting other IMO and UNODC projects. The UK recognizes the mounting threat posed by piracy and armed robbery at sea in the Gulf of Guinea, and has stepped up efforts to combat this. To support the Yaoundé architecture, the UK and France operate a MDAT-GoG reporting mechanism, which provides global shipping transiting the region with a "see and avoid" service, until the region's centres are able to take over this function. Other ongoing efforts in the region include working with the UNODC on the passage of anti-piracy legislation in Nigeria, and training of federal prosecutors, as well as capacity-building with the Nigerian Navy.

The US has provided at least USD 83.5 million in equipment to African coastal countries since 2006, and has cooperated with international partners to support maritime training, exercises, and operations, and supported the Economic Communities of Central and West African States in their effort to develop regional frameworks for maritime cooperation. It has also provided approximately USD 10 million to support the development of the maritime criminal justice systems in African countries.

The EU and international organizations are active in actions aiming for increasing capacity and collaboration of affected states to counter maritime security infringements. Launched by the EU and managed by INTERPOL, the CRIMLEA project (2010-2016) supported and trained law enforcement agencies of beneficiary countries to develop and improve strategies and techniques for the apprehension of maritime criminals. Moreover, since 2012, the UNODC has conducted "Enhancing Maritime Security in East Africa", a project launched by the EU that focuses on criminal justice in Tanzania, Kenya, Seychelles, and Mauritius, with the aim of ensuring a fair and efficient trial within a sound rule of law framework, and in accordance with international human rights standards. Furthermore, the EU launched Gulf of Guinea Inter-regional Network (EUR 8.5 million; 2016-2020), a project supporting the establishment of an effective and technically efficient regional information-sharing network. Moreover, based on the assumption that maritime criminality also includes drug traffickers at sea, since 2016, INTERPOL, the UNODC, and Transparency International fund CRIMJUST, a project focused on organized crime.

Commitment 39 Formed Police Units



“Increase the G8 contribution to the training of formed police units for use in peace operations. Build peace operations capabilities (including through the Africa Standby Force) by: strengthening international police operations, including through the mentoring, training and, where appropriate, equipping of police, including Formed Police Units; strengthening international deployable civilian capacities to reinforce state institutions; and advance the rule of law through deployment of experts and by building capacity within developing countries and emerging donors.”

Hokkaido Toyako 2008, 71 (b).

Heiligendamm 2007, paras. 40, 42.

Muskoka 2010, Muskoka Declaration: Recovery and New Beginnings, Annex II/I & II/III.

Score

Excellent

Progress

Indicators

Baseline: 2007

Indicators:

- Number of FPU trained and equipped by G8 countries and deployed on peace operations (self-assessment).
- Number of African police peacekeepers deployed on UN and AU operations (UN deployment data).
- Number of G8 countries with active civilian expert deployment programmes.

Data sources:

- We have drawn on our own G8 records and monitoring and reporting systems, and used UN deployment data (2010-2013)

Assessment

Considering the increase of G7 countries' contribution to the training of FPUs for use in peace operations, this commitment has been assessed as excellent. It should be noted that this scoring cannot be explained by the G7's actions only, but also by the commitment of a wide range of partner countries who successfully increased their FPU numbers.

Canada deploys police in peace operations through the Canadian Police Arrangement. As of July 2019, a total of 77 Canadian police officers are deployed. 28 Canadian police officers are deployed overseas in support of MINUSMA and MINUJUSTH, and an additional 46 police officers are deployed to other peace operations in Iraq, Ukraine, and the West Bank. Additionally, three individual police officers are deployed to the International Criminal Court in The Hague, to the Permanent Mission of Canada to the UN, and as a Senior Police Advisor in Africa. Approximately one

to three times per year, the CPA also conducts short-term training for prospective female police peacekeepers, to enable them to qualify for UN deployments. The CPA has participated in the pre-Selection Assistance and Assessment Team (pre-SAAT), all-female training exercises in Burkina Faso, Cameroon, and Rwanda in 2014, Benin and Niger in 2015, Guinea and Togo in 2016, and Senegal in 2017, where the training contributed significantly to increases in pass rates during UN SAAT testing.

France has deployed 722 police officers as UN-seconded or contracted in nine UN peacekeeping missions, in several instances in the management of police components since 2007. Currently, 30 law enforcement agents (25 gendarmes and five police officers) are deployed in the following three UN peacekeeping operations: MINUSCA, MINUSMA and MONUSCO. Furthermore, 68 law enforcement agents (33 gendarmes and 35 police officers) are deployed in the following ten European CSDP missions: EUFOR ALTHEA (Bosnia), EUTM RCA, EUMM GEORGIA, EUAM IRAQ, EULEX KOSOVO, EUBAM LIBYA, EUCAP SAHEL MALI, EUCAP SAHEL NIGER, EUCAP RACC, and EUAM UKRAINE. They provide expertise in different areas, such as training, criminal investigation, and capacity-building. They contribute to the training of FPUs. France also supports the École Internationale des Forces de Sécurité (International School for Security Forces, EIFORCES) in 2011, that has provided FPUs with pre-deployment training for peacekeeping operations. From 2007 to 2018, EIFORCES trained more than 85 high-level police chief officers in peacekeeping missions, as well as 317 public order trainers according to United Nations training standards.

Germany supports police strengthening through bilateral, as well as NATO and EU, cooperation. Germany has invested in

strengthening deployable civilian personnel for the reinforcement of state institutions and support for the rule of law. Deployment takes the form of direct seconding into UN and EU peace operations, as well as into bilateral activities, such as in Afghanistan, or through a wide range of other funded activities, carried out directly or through project implementers, within identified countries, or in support of regional or international organizations. Furthermore, Germany supports conceptual development, training, and provision of specialized expertise, by contributing specialized police teams to the United Nations.

Italy places training and capacity-building activities at the core of its commitment to the maintenance of peace and security. As stated during the 2019 Peacekeeping Ministerial Conference, Italy offers specialized training courses on a wide range of subjects. With specific reference to police units, from 2007 to 2019, the Center of Excellence for Stability Police Units located in Vicenza, trained and equipped 16 FPU—2,356 peacekeepers—deployed in peace operations, as well as 7,506 peacekeepers in FPU-related matters. Italy supports Third States’ civilian and military security forces, also under the aegis of the EU Common Security and Defence Policy, by deploying trainers and advisers in all the 16 missions and operations currently in place. The expertise provided includes conduct of operations, but also human rights and gender, border management, criminal justice, maritime security, and protection of cultural heritage. Italy’s contribution stands out particularly in EUTM Somalia, with the deployment of more than 110 military units over a total of 190 units under Italian Command, whose activities involve more than 500 Somali trainees a year. Italy also supports NATO’s current and future engagement in the field of stability policing.

Japan has provided financial assistance and expertise through the UNDP to Peacekeeping Training Centers in 13 African countries (Benin, Cameroon, Egypt, Ethiopia, Ghana, Guinea, Kenya, Mali, Nigeria, Rwanda, Togo, Tanzania, and South Africa) since 2008, and has trained more than 10,000 peacekeepers, including police peacekeepers during 2013-2017. Japan has provided training in the field of criminal justice in eight French-speaking countries in Africa since 2014, contributing to human resource development and capacity-building in these countries. Furthermore, Japan has conducted police capacity-building projects for police in the framework of bilateral technical cooperation, as well as multilateral cooperation in partnership with UN organizations, including the UNDP and the UNODC in some countries, such as Côte d’Ivoire, DRC, Liberia, Mali, Nigeria, and Somalia.

The UK, through the British Peace Support Team, has developed, in the African Union Mission in Somalia (AMISOM), specific pre-deployment training for individual police officers

(IPOs), which has been approved for delivery by the AU. They piloted this in November 2018, delivering to 30 IPOs from the AU standby roster. They are now rolling this out as a train the trainers course to develop member states’ capacity to train their own officers. Recent successful assignments include a UK officer in the role of Police Commissioner in UN Mission in Liberia which concluded in March 2017. Also, the UK has assigned a series of Community Police Advisors to the UN Mission South Sudan, concluding in June 2016.

The US, through its International Police Peacekeeping Operations Support (IPPOS) programme, and African Peacekeeping Rapid Response Partnership (APRRP), trained 68 FPUs, and over 11,800 police peacekeepers from 12 countries, between 2007 and 2019, and provides embedded advisors to build capacity in countries to generate and deploy high-quality police peacekeepers. The US also contributes technical expertise and funding to UN initiatives to strengthen the coordination and policy of the UN Police Division to improve the effective management and performance of policing and rule of law in peacekeeping operations, as well as increase the meaningful participation of women police in peacekeeping.

Collaboration with other G7 partners has been fostered to improve performance of police in peacekeeping. **The UK** has partnered with **the US** to enhance the operational effectiveness of police deploying to peacekeeping and stabilization operations through specialized tactical and pre-deployment training, and trainer and unit-command staff development. For instance, in 2018, four UK police officers joined the US training teams in Rwanda and Senegal.

Since 2014, the US and **Canada** have supported eight UN-led workshops in Rwanda, Burkina Faso, Cameroon, Benin, Niger, Guinea, Togo, and Senegal, to increase the number of French-speaking women police deploying to UN missions, increasing the number eligible women officers to deploy from 36% to almost 50%.

Under its financial support to AMISOM, **the EU** funds the deployment of 1,024 police personnel, as per the ceiling set by the UN Security Council in its resolution 2431 (2018). The latter is composed of 240 Individual Police Officers and 5 FPUs (each with 160 personnel). Furthermore, the EU is providing funding—through the AUC—to the Multinational Joint Task Force against Boko Haram in the Lake Chad Basin. Its contribution comprises the support to one Police Officer currently deployed within the MNJTF’s headquarters. The EU is also funding the ECOWAS Mission in Guinea-Bissau (ECOMIB), comprising a Burkina Faso FPU of 142 police officers, and a Nigeria FPU of 140 police officers, as well as an FPU Coordinator at ECOMIB’s headquarters.

Commitment 40 Women, Peace and Security



“We... remain committed to supporting efforts by other countries, both financially and technically to establish and implement National Action Plan on Women, Peace and Security or similar gender-equality related strategies.”

Ise-Shima 2016, G7 Ise-Shima Leaders' Declaration, p. 14.

Score



Good

Progress: NEW

Indicators

Baseline: 2016

Indicators:

- Number of countries which establish a NAP following direct G7 engagement or technical assistance.
- Financing, technical assistance, legal assistance or policy support by G7 governments to partner countries for establishing and implementing National Action Plans.
- Coordination and implementation mechanisms in place in partner countries.

Data sources:

- Peace Women (Women's International League for Peace and Freedom).
- Self-reporting by G7 governments on outreach to third countries.
- Regular reports on the Comprehensive Approach to the EU implementation of the United Nations Security Council Resolutions (UNSCRs) on WPS.

Assessment

G7 members including the EU remain fully committed to promoting a strong WPS agenda in their internal and external actions, and to supporting, both financially and technically, the implementation of NAPs, or similar gender-equality strategies, in other countries. The EU and its member states are active on the issue of WPS in more than 70 countries around the world.

Canada commits, in its National Action Plan (2017-2022), to support efforts of other countries to establish and implement their own NAPs. Overall, Canada has financially supported Côte d'Ivoire and Jordan to renew or establish

their NAPs, for a total amount of nearly CAD 1.5 million. It is also active in Afghanistan, Iraq, Nigeria, Colombia, the DRC, Ukraine, and Argentina, to assist these countries to strengthen their implementation of UNSCR 1325 and of their NAPs. Canada has also engaged with Brazil on best practices and NAP implementation in Brazil and regionally. During its G7 presidency, Canada launched, together with other G7 members, the Women, Peace and Security Partnerships Initiative, which aims to encourage greater implementation of the WPS agenda, and the development of G7 coordination/information-sharing mechanisms in those countries. In this context, it supports Côte d'Ivoire in renewing its NAP. The Elsie Initiative for Women in Peace Operations, launched in 2017, is a five-year multilateral pilot project that is developing a combination of approaches to overcome barriers to increasing uniformed women's meaningful participation in UN peace operations, including through a UN-managed global fund to support troop- and police-contributing countries to deploy women in greater numbers. Canada also appointed a WPS Ambassador to strengthen the implementation of its NAP.

France has supported, both bilaterally and multilaterally, efforts to implement the WPS agenda in the framework of its second National Action Plan (2015-2018). In 2019, in the framework of the G7 Women, Peace and Security Partnership Initiative, and of the development of its third NAP, France will work with Mauritania, with the objective of increasing its implementation efforts for the WPS agenda in Mauritania. Our current work with Mauritanian authorities to identify a roadmap implementing this initiative concerns: assisting the establishment of a National Action Plan, supporting women's networks and associations, in order to ensure that CSOs contribute in policies to tackle gender

inequalities, and promoting professional equality within public service and integration of women within armed and security forces, including taking into account their specific needs. The implementation process will last until 2020 at least. More broadly, within the security and military forces training schools supported by France in Africa, courses on prevention of sexual violence towards women during conflict, and on medical and police treatment of women in conflict, are included. France also encourages women's participation in the annual UNSOC Training of Trainers. The 2019 G7 French presidency put a special emphasis on women, peace and security: in Dinard, G7 members recalled the importance of supporting inclusive peace processes that enable women's meaningful and equal participation. They specifically committed to: continuing efforts to respond to survivors' and victims' specific medical, psychological, and social needs; deepening their coordination to enhance rapid response support to survivors and victims; and to enhancing their coordination to support women's participation in peace processes, including in their roles as negotiators, mediators, and peacebuilders.

Germany partners with Namibia in the framework of its G7 Women, Peace and Security Partnership. By adopting a regional approach, the partners seek to support SADC members in developing and implementing NAPs. Namibia adopted a National Action Plan in June 2018. Germany's Peace Security and Good Governance Programme (PSGG) supports the SADC. Through this PSGG, the SADC was able to facilitate the development of a Regional Action Plan in response to UNSCR 1325, which was endorsed by 15 SADC member states in 2017.

Italy's third NAP, approved in December 2016, contains the flagship initiative of establishing the Mediterranean Women Mediators Network, launched in Rome in October 2017. Italy is working with Libya, in the framework of the G7 Women, Peace and Security Partnerships Initiative launched by Canada during its presidency, in order to advance the WPS Agenda and gender-equality-related strategies. Special attention will be devoted to increasing women's participation in the whole cycle of peace, starting from mediation. To this end, Italy has contributed financially to a UNDP project in Libya aimed, inter alia, at creating a women's network of trained local peacemakers. Italy is also supporting other countries in the implementation of the WPS Agenda. Moreover, the projects funded by its development agency take into account women's situations in conflict contexts.

Japan has provided support, both bilaterally and multilaterally, as well as financially and technically, in the Middle East, Africa, and Asia-Pacific countries for

implementing the WPS agenda, in line with each country's respective NAP. In July 2016, the very first Asia-Pacific regional symposium on NAPs on WPS was conducted in Bangkok. Japan has also strengthened national police capacity to prevent and respond to sexual and gender-based violence in Afghanistan, Côte d'Ivoire, DRC, and Iraq, in line with the WPS NAPs of the respective countries. Japan launched its second NAP on Women, Peace and Security in March 2019. Under the G7 WPS Partnership Initiative, Japan supports Sri Lanka, not only for formulating an NAP, but also for implementing a WPS agenda with UN Women and other international organizations in 2019. As financial support, Japan co-funded, with the US, two projects implemented by the UN secretariat, i.e. "Integrated Training Materials on Prevention and Response to Conflict-related Sexual Violence (CRSV)" (2014) and "Capacity-Building Training for Women's Protection Advisers to address CRSV" (2016 to 2017), and co-finances the conduct of the UN Women's Female Military Officers' Course in 2018 and 2019.

The UK launched its fourth NAP on Women, Peace and Security in January 2018. It focused the implementation of WPS priorities in nine focus countries: Afghanistan, Burma, DRC, Iraq, Libya, Nigeria, Somalia, South Sudan and Syria. It also provided support and encouraged the implementation of NAPs in other countries. The UK has supported civil society women peacebuilders at the grassroots level globally, through funding to the UN Women's Peace and Humanitarian Fund, and to NGOs working in each of their NAP focus countries through the International Civil Society Action Network, and the Women's International League for Peace and Freedom. In April 2018, the UK launched the network of Women Mediators across the Commonwealth, committing GBP 1.6 million to amplify the voices of women peacebuilders, and increase the number of women mediators, working in close coordination with other regional networks.

The US is supporting WPS policies and NAPs globally, such as in Iraq and Afghanistan, where it supports civil society monitoring and advocacy efforts. The Women, Peace, and Security Act of 2017 was signed into law by President Trump in October 2017. Through a partnership with the AU, the US is helping to scale up capacity for the institution to review, monitor, and promote the implementation of NAPs throughout the continent. The US has also funded trainings and seminars on the development of NAPs, notably in Central and Eastern Europe and Central Asia. For instance, the US co-funded the first NAP workshop of the Organization for Security and Co-operation in Europe (OSCE) in September 2016, which brought together

52 practitioners from across the OSCE region. For example, **the EU** and its member states assumed an active role in the launch and implementation of an NAP in Afghanistan (with financial support of EUR 2.7 million) and also in El Salvador. The EU is engaged in continued cooperation with international and multilateral

organizations, forums, and initiatives (i.e. the UN42 and its entities, NATO, the OSCE, the International Criminal Court, the G7, and the Equal Futures Partnership). However, it appears that there remains ample potential for enhanced engagement with international financial institutions.

Commitment 41 Conflicts and crisis in Africa



“Our goal is indeed to strengthen cooperation and dialogue with African countries and regional organizations to develop African capacity in order to better prevent, respond to and manage crises and conflicts, as regards the relevant goals of the 2030 Agenda for Sustainable Development.”

Taormina 2017, Leaders' Communiqué, para. 26.

Score



Good

Progress: NEW

Indicators

Baseline: 2017

Indicators:

- G7 actions to increase capacity of and collaboration with affected African States and regional organizations to improve response to and prevention of crises and conflicts.

Data sources:

- Self-reporting and AU
- OECD DAC statistics on ODA (152)

Assessment

G7 members have made the response to conflicts and crisis in Africa a priority of their support. G7 contribution to activities related to conflict, peace, and security reached a high point in 2017, with a total of USD 2.9 billion, out of which USD 909 million was dedicated to Africa (Figure 8.1).

Through its Peace and Stabilization Operations Program, **Canada** has financed efforts to increase the effectiveness of African countries and regional organizations in preventing, responding to, and resolving conflict. This includes support to increase the effectiveness of African troop contributors to UN and African-led peace operations, including through support for the École de maintien de la paix Alioune Blondin Beye de Bamako, collaboration with UNITAR and the US African Contingency Operations Training and Assistance programme to deliver training to 10,000 peacekeepers, and building the capacity of troop contributing countries to prevent the loss and diversion of arms and ammunition. Canada has also worked with the AU, AMISOM, and the security forces of Somalia and the

DRC to build their capacities in the area of child rights and child protection, as well as to assist the AU in developing and adopting policies to effectively prevent, resolve, or mitigate the effects of deadly conflict in Africa. In April 2018, Canada hosted a G7 Africa Directors' meeting in Addis Ababa, marking the first time this forum has met on the African continent. As part of the meeting, G7 Africa Directors engaged in dialogue with AU officials, representatives of AU member states, and international organizations to discuss issues related to peace and security, and women's empowerment in Africa.

France has made prevention and response to fragility a priority of its international cooperation, having adopted, since February 2018, a comprehensive approach to the 3Ds (diplomacy, defence, development), and increasing the funds allocated to prevention and resilience by EUR 200 million per year in 2019, with a significant share devoted to Africa. In this framework, France has worked with its African partners (both national and regional) to improve their capacities. Over the 2017-2018 period, the AFD committed EUR 281 million to vulnerabilities in Africa. In the Sahel, France has provided support to the G5 Sahel Joint Force (financially, in kind and via operational support from Barkhane), as well as to the G5 Sahel Priority Investment Plan that includes actions for conflict and crisis prevention. The Sahel Alliance, of which France is a founding member, has developed a permanent dialogue with the Permanent Secretariat of the G5 Sahel to better articulate actions and to share information. Additionally, French expertise is dispatched across the continent (sub-Saharan and North Africa) to assist security sector reform, with more than 270 military and civilian experts in military, police, and civilian protection topics. The main French priorities are stability in the Sahel,

counter-terrorism and border protection, but also cover various domains such as maritime security, civil protection, and other aspects of security system reform. All French experts are embedded in the African defence and state security organizations, as well as in regional organizations such as AU, ECOWAS, European Environment and Sustainable Development Advisory Councils, and the G5 Sahel, in order to conduct locally-led projects (EUR 26.3 million for cooperation activities, and EUR 54 million for salaries annually). The French presidency of the G7 (2019) aimed at highlighting and deepening a mutual partnership with Africa.

Germany has spelled out a peace policy within its guidelines for “preventing crisis, resolving conflict, building peace” and made peace, security, and stability in Africa a priority in its guidelines for Africa. Furthermore, crisis prevention and peacebuilding is a priority during Germany’s time in the UN Security Council, and as an active member in the Peacebuilding Commission. Germany thus supports the security architecture of the AU and its regional organizations. Besides providing substantial contributions to ensure funding for an African peace and security policy, Germany aims to support a stronger civilian oversight exercised by the national authorities responsible for security. In this context, Germany engages intensively with the AUC and regional organizations, such as the ECOWAS, the Eastern Africa Standby Force Secretariat (EASFSec), the Common Market for Eastern and Southern Africa, the Intergovernmental Authority on Development (IGAD), and the SADC, as well as the African Peace and Security Architecture (APSA) training centres, the Kofi Annan International Peacekeeping Training Centre (Ghana), and the Southern African Development Community Regional Peacekeeping Training Centre (SADC RPTC, Zimbabwe). Furthermore, Germany supports African ownership as a co-founder of the Sahel Alliance, and specifically the area of conflict resolution in the Sahel Region, by supporting the G5 Joint Force and the Lake Chad Basin Commission.

In 2018, **Italy** hosted the second Italy-Africa Ministerial Conference, focused on peace and security in Africa, with the objective of finding shared solutions to common challenges. Italy has focused on promoting peace and security from the Sahel to the Horn of Africa, regions affected by instability and challenging economic and environmental conditions. It provided training through state administration (police, fiscal police), universities, and the Italian Society for International Organizations, sharing its knowledge and experience with officials from various countries (Burkina Faso, Chad, Côte d’Ivoire, Ethiopia, Guinea, Mali, Senegal, Sudan, etc.). Italy also contributed to the funding of the G5 Sahel earmarked to the Permanent

Secretariat functioning and the Sahel Center for Analysis of Threats and Early Alerts. Italy kept supporting the IGAD, with a specific focus on the Center for Prevention and Contrast of Violent Extremism.

Japan has provided financial assistance and expertise through the UNDP to Peacekeeping Training Centres in 13 African countries (Benin, Cameroon, Egypt, Ethiopia, Ghana, Guinea, Kenya, Mali, Nigeria, Rwanda, South Africa, Tanzania, and Togo) since 2008. In 2018, Japan contributed to the AU Peace Fund to support the implementation of the African Initiative for Peace and Reconciliation in the Central African Republic. Japan has implemented projects promoting social cohesion and youth employment in Côte d’Ivoire and Somalia.

The UK has been partnering with African countries and organizations in a cross-government approach in order to improve response and prevention capacities, including via the Conflict, Stability and Security Fund comprising ODA and non-ODA funds (for example in Somalia with stabilization activities and capacity training to AMISOM). The UK works with the AUC in its continental Peace and Security role, through support for a continental early warning system capability and support to address upstream drivers of instability. The British Peace Support Team provides advisory support and training to the AU and the Eastern Africa Standby Force, as well as to several Troop Contributing Countries deploying on UN and AU peace support operations.

The US supports the AMISOM in kind, including equipment, logistics support, aerial surveillance, mentorship, and training for AMISOM Troop Contributing Countries, amounting to USD 1.1 billion since its launch in 2007. Additionally, the US is working with 23 African partners to enhance their capacity to deploy high-performance military, police, and enabling units to peacekeeping operations (equipment, advisory assistance, and training). The US supports counterterrorism efforts through several partnerships (Trans-Sahara Counterterrorism Partnership, Partnership for Regional East Africa Counterterrorism, Counterterrorism Partnerships Fund), as well as bilateral support for the countries involved in the G5 Sahel Joint Force (USD 111 million). The US also supports security sector reform (Central African Republic, DRC, Liberia, Mali, and Somalia), AU and national efforts to reduce trafficking of small arms and light weapons, and AU and ECOWAS early warning and conflict prevention.

The EU supports the development of the APSA and capacity-building of the key institutions, aiming at preventing and resolving conflicts. Between 2014 and 2020,

the EU covers approximately 99.9% of all costs of the African Peace Facility (APF)–close to EUR 2.4 billion thanks to the new 2019-2020 action plan (adding EUR 815 million to the envelope). Under the APF and Regional Indicative Programmes, the EU has allocated on average EUR 50 million annually to the development of the APSA. Hence, the EU, through its support for Peace and Security Operations is a major security partner, especially for the AMISOM, which received more than EUR 1.7 billion between 2007 and 2018, but also for the countries of the Sahel region with three Common Security and Defence Policy (CSDP) missions. The EU is also the largest contributor

to the G5 Sahel Joint Force, with a contribution of EUR 100 million, and is providing a new funding of EUR 120 million for 2019-2020. Between 2017 and 2019, the EU has launched four projects aimed at increasing African States' capacities to respond or to prevent conflicts and crises, for an amount of EUR 12.6 million. The four beneficiary countries are: Benin, Burkina Faso, Central African Republic and Somalia. The main components of these projects are infrastructure (headquarters, training facilities, air operational bases), equipment (light planes, communication, ground mobility, individual equipment), training, and mentoring.

Case study: Collective

The Sahel Alliance

The Sahel Alliance was launched in July 2017. From six members (France, Germany, the EU, the UNDP, the World Bank and the African Development Bank) it has now grown to include 12 donors (including five G7 members: France, Germany, Italy, the UK, and the EU) and ten observers (including three G7 members: Canada, Japan, and the US). **All G7 members are now involved in the Sahel Alliance.**

The objective of the Sahel Alliance is to improve aid coordination and efficiency in the G5 Sahel region in order to enhance the stability and development of the region, with a special emphasis placed on fragile areas, coordination, effectiveness, and swiftness of implementation. **The Sahel Alliance is coordinating more than 600 projects, with more than EUR 9 billion committed up until 2022 to address significant challenges in the Sahel (security, demographic, economic and social).**

For instance, a programme focusing on adaptive social nets was launched in Mauritania, to strengthen three governmental instruments aiming at protecting the populations particularly exposed to risks:

1. the social register, used to identify the most vulnerable people (by the end of 2019, 150,000 households will be registered; the initial objective was consequently revised upwards to reach 200,000 people by 2020);
2. the national money transfer programme, which supports the poorest households in order to reduce transgenerational poverty (as of December 2018,

30,000 households already benefited from it, exceeding the initial target of 25,000 households to be supported by 2020);

3. the shock-responsive social net programme, supporting households affected by social and security crisis and by climate change.

Another meaningful example is the KONNA project, in Mali. Focusing on an area particularly affected by the Malian crisis of 2013, this multidimensional project aims to:

1. reconstruct key infrastructures;
2. develop new job opportunities in high-potential sectors (fishery, agriculture, livestock);
3. improve the availability of basic services (social nets, water access, electricity); and
4. strengthen local authorities and civil participation.

The Sahel Alliance works in close cooperation with the G5 Sahel, with complementary objectives on development and poverty reduction. The G5 Sahel countries and its permanent secretariat have been consulted regularly throughout the building of the Alliance's conceptual framework, and for its implementation. It was decided, jointly with the G5 stakeholders and the members of the Sahel Alliance, that sectoral and portfolio reviews will be conducted. The Sahel Alliance and the G5 Sahel also signed a partnership protocol on 30 October 2018.

The Sahel Alliance is committed to providing a consolidated response to the Emergency Programme for Stabilization of G5 Sahel Border Areas, composed of urgent development projects from the Priority Investment Programme (PIP) –dealing with access to water, social cohesion, and population resilience (especially regarding food security). During the coordination conference for partners and donors of the G5 Sahel in Nouakchott in December 2018, the members of the Sahel Alliance announced new funds for the PIP amounting to EUR 1.3 billion, including EUR 266 million for the Emergency Development Programme. The G5 Sahel countries currently contribute 13% to the PIP.

© Konna project/Photo by Mathieu Arnaudet-AFD



9 Environment and energy

Climate change, the loss of biological diversity, poor energy access, depletion of natural resources, and all sources of pollution, including marine litter, are some of the most pressing global challenges today, affecting significant dimensions of the development agenda. Without efforts at all levels to reverse current trends, they will increasingly jeopardize our natural systems and the services they provide. Urgent, effective, and integrated action at all levels (local, subnational, national, global) is needed to address these challenges, and safeguard the ecosystems and the services they provide, and that underpin life on earth. Although all countries will be impacted, developing countries and the poorer regions of the world would be particularly affected. Addressing these challenges is a collective responsibility, to which G7 countries are strongly committed.

All G7 members are committed to enhancing biodiversity as much as possible through their ODA. Some of them (including Canada, France, Japan, and the EU) assessed the importance of ecosystem-based approaches and nature-based solutions addressing societal challenges, simultaneously providing human well-being with biodiversity benefits. In addition, G7 countries contribute to the GEF that finances biodiversity-focused projects in developing countries.

G7 members have also demonstrated a continued and strong engagement for financing energy infrastructure in Africa. A significant amount of support was mobilized for the energy transition and modernization of energy systems in Africa. Policy dialogue platforms have enabled effective African leadership and strong engagement with partners to lead the transformation of the energy sector in Africa.

Environmental degradation, natural disasters, loss of biodiversity, and other external factors that are projected to be aggravated by climate change disproportionately affect the poorest and the most vulnerable. G7 members recognize the strong and compelling need for action to build resilience, and empower vulnerable countries and communities. This includes promoting climate-resilient development pathways, and building on existing risk insurance facilities, such as the African Risk Capacity, the Caribbean Catastrophe Risk Insurance Facility, and other efforts to develop insurance solutions and markets in vulnerable regions, including in SIDSs, Africa, Asia and the Pacific, Latin America, and the Caribbean.

The G7 has been making efforts to reduce marine litter directly and indirectly. Some countries have not done work specifically on marine litter at the international level, but have supported general waste management projects, which contribute to the prevention of marine litter.

Table 9.1 – G7 ODA commitments to biodiversity, 2011-2017 (USD million)

Year	2011	2012	2013	2014	2015	2016	2017
As a principal objective (Rio Marker 2)							
Canada	5.3	30.2	1.2	2.8	0.7	2.4	0.6
France	60.3	124.4	100.7	301.4	624.5	829.0	673.7
Germany	630.3	577.1	559.6	660.4	695.5	465.3	1,060.8
Italy	55.6	16.1	11.5	11.2	14.2	10.0	19.4
Japan	1,368.4	331.8	38.1	1,079.7	1,737.3	45.1	283.1
UK	65.2	49.0	20.5	139.9	96.2	104.7	114.3
US	805.4	655.8	529.0	856.2	654.1	1,116.3	700.0
EU	62.3	280.6	68.2	123.9	204.4	218.0	418.2
G7 total	3,052.9	2,065.0	1,328.9	3,175.6	4,026.9	2,790.8	3,270.1
As a significant objective (Rio Marker 1)							
Canada	78.1	316.2	54.3	40.4	60.2	20.5	4.1
France	268.1	396.6	149.8	408.3	973.6	1,075.9	1,676.1
Germany	590.0	393.7	441.4	568.5	470.1	645.9	745.3
Italy	33.3	22.1	66.6	54.5	53.0	38.7	131.5
Japan	108.3	118.2	69.9	43.9	99.2	632.4	111.4
UK	24.6	22.3	213.4	93.6	360.1	192.1	156.2
US	305.0	322.5	431.1	376.5	462.2	192.8	149.7
EU	477.7	621.9	851.3	156.4	390.8	496.3	1,040.9
G7 total	1,885.1	2,213.4	2,277.8	1,742.0	2,869.3	3,294.5	4,015.2
As a principal and significant objective (Rio Markers 1 and 2, aggregated)							
G7 total	4,938.0	4,278.5	3,606.6	4,917.6	6,896.2	6,085.3	7,285.3

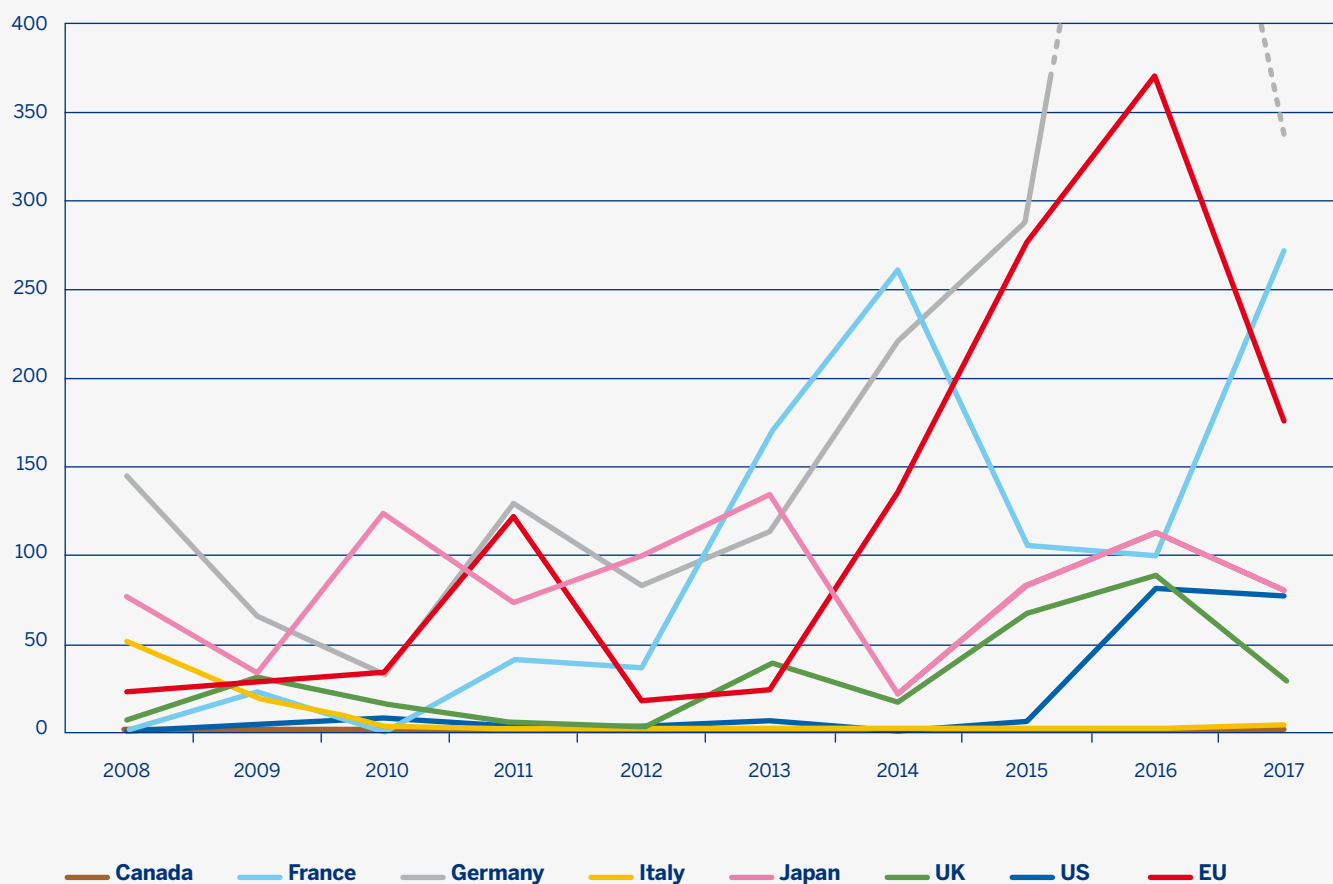
Source: OECD DAC CRS (using Rio markers).

Table 9.2 – G7 contribution to the International Union for Conservation of Nature, IUCN (USD thousand)

Year	2011	2012	2013	2014	2015	2016	2017	2018
Bilateral contributions								
Canada	1,361	2,000	72	682	463	485	422	491
France	3,501	2,717	2,681	5,552	2,789	4,215	2,624	3,921
Germany	4,528	6,163	5,620	7,911	14,468	14,591	19,798	20,578
Italy	611	757	4,700	1,653	2,462	444	799	1,405
Japan	560	759	549	635	593	598	552	601
UK	610	3,659	3,572	3,476	5,790	4,265	3,116	590
US	6,408	3,904	6,214	7,279	7,625	6,600	8,187	8,657
EU	2,175	6,015	6,125	7,365	12,483	9,214	19,746	14,644
G7 total	19,754	25,975	29,533	34,554	46,673	40,413	55,244	50,886

Source: The IUCN

Figure 9.1 – G7 members' bilateral gross ODA disbursements to power generation with renewable sources in Africa (USD million)



Source: OECD DAC CRS code 232: Energy generation and renewable sources.

NB Figure 9.1: Germany's disbursement to power generation with renewable sources in Africa in 2016 reached USD 710 million.

Table 9.3 – G7 commitments to the GEF, 2011-2022 (USD million)

	GEF-5 (2011-2014)	GEF-6 (2015-2018)	GEF-7 (2019-2022)
Canada	207.1	225.8	182.1
France	297.5	300.0	300.0
Germany	479.1	460.3	502.3
Italy	127.0	121.0	110.0
Japan	505.0	607.1	637.4
UK	328.6	324.0	336.9
US	575.0	546.3	273.2
EU	-	-	-
G7 total	2,519.4*	2,584.5	2,341.9

* Rounded off to the first decimal.

Source: The Global Environment Facility.

Commitment 42 Biodiversity



“We are... committed to intensifying our efforts to slow the loss of biodiversity.”

Deauville 2011, Deauville G8 Declaration, para. 54.

Score



Below Expectation

Progress



Indicators

Baseline: 2011

Indicators:

- Biodiversity concerns are mainstreamed throughout all aid planning and programming operations. Support is provided to developing countries to incorporate natural capital values within decision making.
- Solid commitments are made, including at the CBD to reduce biodiversity loss by G8 members.
- Numbers of species added to the IUCN Red List index categorised as vulnerable, endangered, critically endangered and extinct in the wild.

Data sources:

- OECD-DAC data (including Rio Markers)
- CBD data (*Data and scientific assessments published by the CBD and Intergovernmental Science-Policy Platform on Biodiversity and Ecosystem Services, IPBES*)
- IUCN Red List Index

Assessment

The G7 acknowledges the importance of biodiversity for human well-being, sustainable development, and poverty alleviation, and recognizes the commitment made in Deauville in 2011 to intensify G7 efforts to slow the loss of biodiversity. The G7 has acted on its commitment through policies, finance, and other means to protect species and their habitats. G7 collective commitments to biodiversity have increased almost by half between 2011 and 2017 (+48%), and reached USD 7.3 billion, out of which USD 3.3 billion are projects where biodiversity is the principal objective (Rio marker 2, see Table 9.1). However, despite efforts, many of the causes of biodiversity loss increased, and the G7 countries' efforts to reduce the loss of biodiversity still need to be further intensified. As a consequence, most of the Aichi Biodiversity Targets are not

on track to be achieved by 2020. The IPBES Global Assessment found that biodiversity loss continues at an unprecedented rate, thereby jeopardizing the achievement of the SDGs and the objectives of the Paris Agreement.

G7 countries made ambitious commitments to preserve biodiversity. Under the commitment made at the COP11 CBD in Hyderabad, and confirmed at COP12 in 2014, the parties committed to doubling the total international flow of financial resources dedicated to biodiversity in developing countries by 2015, and maintaining this level until 2020. G7 countries considerably increased their financial contribution to international biodiversity conservation, and most of them fulfilled the Hyderabad objective and doubled their international flows for biodiversity, as compared to the baseline. Resource mobilization will be a crucial part of the post-2020 global biodiversity framework, to be adopted by the Conference of the Parties to the Convention at its fifteenth meeting.

An environmental integration process is applied to **Canada's** international assistance, which includes an environmental analysis of proposed policies and programming initiatives, and the integration of appropriate environmental sustainability considerations in programme design, implementation, and monitoring. Canada has undertaken numerous projects which support developing countries to incorporate biodiversity into their decision making. In particular, Canada has focused much of its cooperation under its bilateral environmental agreements in this area, particularly with partners in Latin American states.

The fight against the erosion of biodiversity, and the protection of natural environments and land and marine ecosystems has been part of **French** development and international solidarity policy since 2014 (Act 2014-773 of 7 July 2014). In 2017, France provided EUR 340 million

in ODA for biodiversity, exceeding the goal of doubling the amount over the 2006-2010 period (EUR 211 million). In 2019, the AFD launched a new Biodiversity Facility of EUR 10 million to design commitments and strategies for biodiversity protection, in the run up to the COP15 CBD. In May 2019, France hosted the 7th plenary session of the IPBES. In July 2018, France launched its new biodiversity action plan, based on 90 specific actions, in order to speed up the implementation of its national strategy. In May 2019, President Macron announced additional commitments, including halving phytosanitary use by 2025, better rewarding farmers who commit to the environment as part of the reform of the UE common agricultural policy, and ending the importation of agricultural products from deforestation by 2030.

Germany is assisting more than 90 countries to implement the Strategic Plan of the CBD and the German International Climate Initiative supports mainstreaming in developing countries and emerging economies in a great number of projects. Within the German Development Cooperation, mainstreaming occurs both through the safeguarding system, and through incorporating biodiversity into relevant sector strategies (e.g. Water Strategy 2017) and action plans (e.g. Ten-point Plan of Action for Marine Conservation and Sustainable Fisheries 2016). Since 2013, Germany has provided more than EUR 500 million annually for the conservation of forests and other ecosystems worldwide; it has thereby more than quadrupled its contribution since 2007. The German Government has thus adhered to the funding pledge made by Chancellor Angela Merkel at the ninth Conference of the Parties to the CBD in Bonn in 2008.

In order to, amongst others, strengthen biodiversity mainstreaming, **Japan**, host of the tenth Conference of the Parties to the CBD in 2010, established the Japan Biodiversity Fund with JPY 5 billion (USD 59 million) to support developing countries in implementing the 2011-2020 CBD strategic plan, and has assisted them mainly in developing and/or revising their National Biodiversity Strategies and Action Plans. Japan contributed JPY 1 billion (USD 12 million) to the Nagoya Protocol Implementation Fund under the GEF in 2010. The projects under the Fund have supported developing countries in ratifying and implementing the Nagoya Protocol. Moreover, for the purpose of promoting sustainable conservation of human-influenced natural environments through the SATOYAMA Initiative, Japan has provided JPY 150 million (USD 1.4 million) annually since 2010, to support the Secretariat of the International Partnership for the SATOYAMA Initiative.

Italy has developed local planning and management methodologies that have guided the implementation in developing countries of initiatives that can be monitored through quantitative indicators and formulated by using cross-sector approaches. In addition to that, in several of its priority countries (Albania, Bolivia, the Caribbean, Egypt, Ethiopia, Lebanon, Palestinian Territories, Sudan, and Tunisia), the AICS has been implementing various environmental programmes, which aim to protect biodiversity, including coastal and forest areas, mitigating extreme socio-environmental pressure, managing water resources, and developing the energy sector. In 2017, more than EUR 130 million was invested in environmental programmes (about 200 initiatives since 2016) in the most vulnerable regions of the world, tackling mitigation, adaptation, and biodiversity protection and conservation.

Each of **the UK** devolved administrations (England, Scotland, Wales, and Northern Ireland) has plans in place to mainstream biodiversity into other sectors, and to mobilize resources from the private sector. The UK's financial contribution in support of biodiversity in developing countries, in particular the LDCs and SIDSs, has risen from a baseline of GBP 77.4 million p.a. between 2006 and 2010, to over GBP 180 million in 2015. Through the UK's GBP 5.8-billion International Climate Finance, we are supporting work to halt deforestation. For example, the UK has invested GBP 115 million in the BioCarbon Fund Initiative for Sustainable Forest Landscapes, which seeks to reduce greenhouse gas emissions from the land sector, deforestation, and forest degradation in developing countries.

The US Foreign Assistance Act, Sections 118 and 119 on tropical forests and biodiversity, mandate that all country strategies developed for US aid planning and programming conduct a country-wide analysis of biodiversity that addresses the actions needed to protect biodiversity, and the extent to which US government efforts meet those needs.

The mainstreaming of biodiversity and the absence of negative impacts of development projects on natural resources have been an increasing priority for **EU** development programmes, as part of more general funding for the environment, but also in the agriculture sector, forestry, and fisheries. All cooperation instruments, whether predominantly thematic/global instruments (Development Cooperation Instrument, Partnership Instrument), geographic instruments (regional, national, and intra-ACP programmes of the European Development Fund) or budget support have, to various extents, been mobilized to support the conservation and sustainable management of natural resources. The EU promotes a

holistic, inclusive, long-term development policy, focusing on co-benefits from biodiversity and interlinkages between livelihoods and ecosystem services, and security and stability. Total EU international financial flows in support of biodiversity conservation and sustainable use for the 2013-2018 period, as reported to the CBD, amount to EUR 2,617 million.

In addition, all G7 countries contribute to the GEF (see Table 9.3), which commits almost one third of its budget to financing biodiversity-focused projects in developing countries and countries with economies in transition. The GEF's biodiversity strategy has three objectives:

1. mainstreaming biodiversity across sectors, as well as landscapes and seascapes;
 2. addressing direct drivers to protect habitats and species;
 3. further developing biodiversity policy and institutional framework by helping to implement CBD protocols that target access and benefit-sharing of genetic resources (Nagoya Protocol) and biosafety (Cartagena Protocol).
- For example, the Global Wildlife Program, launched in 2015, is a USD 131 million programme aimed at reducing the threats to wildlife by tackling the problems along the supply chain of illegally traded wildlife and wildlife products.

Several actions have also been taken at the national level. For instance, in 2013, **Germany** launched the "Enterprise Biological Diversity 2020" platform, which gathers business associations, nature conservation organizations, the Ministry for the Environment, and the Ministry for Economic Affairs. **Canada** and **Italy** adopted a new biodiversity strategy for 2020. Since 2015, Canada has added over 130,000 km² to the network of protected areas across the country, which is equivalent to 11.8% of Canada's land and fresh water area, including its first modern Indigenous Protected and Conserved Area in the North, Edézhíe. Canada has also made significant investments to stem the loss of biodiversity domestically and across sectors, including an historic investment of CAD 1.35 billion in 2018 to support nature conservation and protection, and hosting the CBD Secretariat office since 1996.

France also adopted an Act for the Reclaiming of Biodiversity, Nature and Landscapes in August 2016, and a national biodiversity plan in July 2018. Since 2017, nine marine natural parks have been created: six in metropolitan France and three overseas. In 2014, the Coral Sea Marine Park (1.3 million km²) was created in New Caledonia. In 2016, a decree extended the nature reserve of the French Southern Territories to all its exclusive economic zones: more than 670,000 km². As of 2019, more than 22% of French waters are covered by an MPA.

The European Commission equally implemented **the EU** Biodiversity Strategy to 2020, adopted the Action Plan for Nature, People and the Economy, the EU action plan against wildlife trafficking, and various other policy instruments addressing i.a. pollinators, green infrastructure, and measurement and assessment of ecosystem services.

Japan, in light of the declaration of the United Nations Decade on Biodiversity 2011-2020, established the Japan Committee for the United Nations Decade on Biodiversity consisting of 31 relevant organizations and six experts/business key persons, to enhance cooperation and expand networks among various sectors. In **the UK**, biodiversity has been integrated into a range of planning and accounting policies and legislation, and several measures have been taken to encourage broader stakeholder support for the implementation of the Strategic Plan for Biodiversity 2011-2020, for example through the Joint Nature Conservation Committee. In order to support developing countries to incorporate biodiversity within their decision-making, several G7 countries (**Canada, France, Germany, Japan, and the EU**) support natural capital accounting through the World Bank-led project, Wealth Accounting and the Valuation of Ecosystem Services, which was launched in 2010.

Finally, the number of threatened species added to the IUCN Red List index, and categorized as vulnerable, endangered, critically endangered, and extinct in the wild has increased by 33.9% since 2011: from 19,570 in 2011 to 26,197 in 2018.

Commitment 43 Energy infrastructure in Africa



“We will continue to promote inclusive and resilient growth in Africa, working with governments and citizens in Africa to... improve infrastructure, notably in the energy sector...”

Brussels 2014, The Brussels G7 Summit Declaration, para. 14.

Score

Good

Progress

Indicators

Baseline: 2013

Indicators of progress:

- Direct financing, technical assistance, legal support, and policy support by G-7 governments for improving Africa energy infrastructure; (where possible, this information will be disaggregated to indicate support for improving infrastructure for renewable energy sources).
- Number of people in Africa with access to energy; growth rate of energy in Africa; load factors of energy in Africa (where possible, this data will be disaggregated to indicate energy from renewable sources).

Data sources:

- Self-reporting by G7 governments
- SDG7 Tracking Report
- ClimateScope
- DAC coding
- AfDB's Africa Infrastructure Knowledge Program
- International Energy Agency (IEA)
- IRENA (International Renewable Energy Agency)
- UN Energy Statistics
- World Bank

Assessment

1. Support for African countries on energy infrastructures (direct financing, technical assistance, legal and policy support)

G7 members have demonstrated a continued and strong engagement for financing energy infrastructure in Africa. A significant amount of financing was mobilized to support the energy transition towards a low-carbon economy and the modernization of energy systems in Africa as shown in

Figure 9.1. Policy dialogue platforms have enabled effective African leadership and strong engagement with partners to lead the transformation of the energy sector in Africa.

Canada supports the development of green energy infrastructure in Africa, including projects that complement infrastructure-related funding. Illustrative examples include:

1. since 2006, Canada contributed CAD 25 million in support of the NEPAD-IPPF, which supports African countries to prepare economically, environmentally, socially, and gender-responsive regional infrastructure projects in sectors such as energy; and
2. a CAD 5 million grant to the International Finance Corporation complements infrastructure investments with activities that maximize their developmental impact, including gender-sensitive approaches and application of renewable energy in rural off-grid environments to reach the most vulnerable.

France's financial commitments in the energy sector in Africa amounted to EUR 5.9 billion over the 2013-2018 period, through the AFD Group. These commitments focused on three main areas of intervention:

1. access to electricity by grid extension or off-grid systems;
 2. development of production capacities based on renewable energies; and
 3. reinforcement and modernization of electricity networks.
- The first two areas accounted for more than half of the committed funding, with an increase over the last three years following commitments made by France at the COP 21 to support renewable energy in Africa. In 2019, the AFD Group expects its energy commitments in Africa to exceed EUR 1.3 billion. In addition, as part of its engagement for renewable energy, France will commit EUR 1.5 billion for

solar energy projects in the intertropical zone between 2016 and 2022.

Since 2013, **Germany** funded, within its technical assistance bilateral projects, a total volume of EUR 280 million, and global energy projects, which also cover Africa, totalled EUR 240 million. From 2013 until November 2018, financial assistance (through KfW Development Bank on behalf of the BMZ) made 30 financing commitments totalling EUR 806 million for energy infrastructure expansion in Africa; from 2013 until 2019, these commitments are estimated to total EUR 1 billion. Germany also provides technical assistance for developing policy frameworks for renewable energy and energy efficiency, technical and legal assistance for renewable energy integration, financial advice, and training.

Italy has formalized partnerships with a number of African countries to further promote renewable energy and energy efficiency, such as cooperation with the AU's Department of Infrastructure and Energy. In April 2018, Italy also provided financing of USD 12 million to Africa's Green and Climate Resilient Development programme, with a strong focus on renewable energy. In 2018, the African Centre for Climate and Sustainable Development was established in Rome by Italy, the FAO, and the UNDP, aiming at increasing the effectiveness and the synergy of the African projects necessary to achieve the objectives set by the Paris Agreement and the 2030 Agenda, also regarding support to energy access in Africa. Finally, in 2017, Italy contributed EUR 4.7 million to the Africa Climate Change Fund to finance the climate and energy transition in Africa.

Japan's assistance for Africa has focused on developing backbone infrastructure in both urban and rural areas, especially affordable, reliable, and sustainable energy infrastructure. Japan implemented assistance projects worth JPY 280.1 billion (from January 2013 to November 2018) to support provision of low-carbon energy and optimization of energy usage.

The UK supports the financing (directly and indirectly) of energy infrastructure, technical assistance and innovation to spur transformational energy access. CDC (the UK's Development Finance Institution) has committed circa USD 1.1 billion to private sector energy infrastructure in Africa from 2013 to 2018, including investments in renewable energy.

Under the 2014-2020 financial perspective, **the EU** allocates EUR 3.7 billion to sustainable energy cooperation for development to contribute to the three EU objectives by 2020 of providing access to energy to about 40 million people,

increasing renewable energy generation by about 6.5 gigawatts (GW), and contributing to fighting climate change, by saving about 15 million tons of CO₂e/year. EUR 2.7 billion of the mentioned EUR 3.7 billion has been allocated to sub-Saharan Africa. In terms of technical assistance, the EU has allocated over EUR 46 million to a Technical Assistance Facility. For example, the TAF supported the AU to develop a harmonized continental regulatory framework for Africa, aiming to strengthen the electricity industry and attract investment, a proposal that was adopted at the 29th AU Summit. The EU also launched a new Africa-Europe Alliance in 2018, of which one of the objectives is to provide 30 million people and companies with access to electricity through EU investments in renewable energy, financed under the EU External Investment Plan (EIP).

2. Support for energy access in Africa

Canada, along with other G7 countries, supports the Green Climate Fund, which has an explicit mandate to promote green energy access, including in Africa. The GCF funds the Universal Green Energy Access Programme, which aims to scale up investments in renewable energy, and increase access to clean electrical energy for mainly rural populations in sub-Saharan Africa. In addition, Canada and other G7 countries have committed to supporting the Africa Renewable Energy Initiative, AREI (as noted in Commitment 45). In line with its support to AREI, Canada contributes CAD 150 million to an IFC-administered loan fund to build renewable energy infrastructure, as well as a CAD 5-million accompanying grant, which will maximize energy access for underserved populations, particularly by closing gender gaps in the renewable energy sector.

France has committed to provide EUR 3 billion for 2016-2020, for renewable energy projects in Africa. This financing will have a strong impact, including the connection of approximately 3.5 million people, and the installation of around 3 GW of renewable energy capacity. Renewable energy was a major focus of the regional edition of the One Planet Summit in Nairobi. Along with its increased commitment for solar energy, France will support new business models and increase action on a range of levers: public policies for enabling frameworks (harmonization and simplification of contracts), training, acceleration of financing: redirecting massive investments from the private sector, with a more efficient use of public money (de-risking mechanism), and collaboration between public and private stakeholders.

Germany's guiding principle for energy activities in Africa is to ensure sustainable decentralized provision of energy in line with people's needs, going beyond solely energy access, and

considering productive use of electricity for job creation and economic growth. Through German support, a total of 5.84 million people, 3,677 social institutions, and 5,254 small enterprises in Africa have gained sustainable access to modern energy services, from 2013 until 2018, with the support of the multilateral donor programme Energising Development, implemented on behalf of the BMZ. In 2018, Germany and partners launched the multi-donor programme, “Global Energy Transformation Programme”, which contributes to achieving universal energy access with two strategic approaches focusing on Africa in particular. It aims at 25 bankable renewable energy projects (investment volume: EUR 400 million) which will provide 2.5 million people and 5,000 SMEs with access to sustainable energy, and avoid 300,000 tCO₂ per year. From 2013 until 2018, KfW Development Bank made 44 financing commitments totalling approximately EUR 1.2 billion for projects in Africa, which created new or improved access to modern energy for around 3.8 million people. Furthermore, Germany’s Green People’s Energy for Africa initiative aims by 2022 to establish political and administrative framework conditions for fostering the creation of energy cooperatives, training additional specialists for the energy sector, supplying up to 500 companies of various sizes with green energy (at least 50% of them in the agricultural sector), supporting up to 500 local and municipal stakeholders in eight African countries in implementing energy projects, and establishing up to 100 people’s energy partnerships with Africa that communities and individuals from Germany can get involved in directly.

Italy prioritized renewable energy for Africa, both in the current allocation of financial resources for 2018, as well as in the provisional budget exercise for 2019. Within this framework, Italy co-financed the World Bank Energy Sector Management Assistance Program (ESMAP) in Tunisia, while ESMAP is partnering the “Energy Platform” exercise, Italian cooperation is building up through the AICS, targeted at innovation, technical assistance, and regulation of the sector in Africa. Moreover, a large programme called “ILLUMINA–Light up–Access to Energy for Local Development and Women’s Empowerment”, implemented by CSOs and non-profit consortiums, is ongoing in Mozambique. A Geothermal Summer School was held in Pisa in 2018, for African public sector professionals.

In March 2016, **Japan** decided to finance the Olkaria V Geothermal Power Development Project (consisting of two 70 megawatts, or MW units) which are now being constructed with JPY 45,690 million, and in March 2018, Japan decided to finance the Olkaria I Units 1, 2 and 3 Geothermal Power Plant Rehabilitation Project with JPY 10,077 million. These three units of 15 MW will be constructed in Kenya to stabilize power supply, thereby contributing to Kenya’s economic development by improving the investment environment.

The UK takes a market development approach to tackling energy access issues across its priority countries, including those on the African continent. Such an approach involves interdependent work streams involving:

1. strengthening the enabling environment through improved policies and regulations;
2. attracting new market participants and supporting innovation in business models for low-income consumers; and
3. provision of funding at various stages of a business and/or project’s life-cycle through the multiple instruments available to the UK, including grants, debt, and equity. Through the Energy Africa initiative, ‘Compact’ agreements were signed with African governments to support market-based delivery of solar home systems to progress towards universal electricity access in Africa by 2030. The UK’s Africa Clean Energy programme is providing GBP 44 million over four years in 14 African countries, to deliver on priorities in the Compact agreements via technical assistance, early-stage financing to firms, and product quality assurance.

The US leads the Power Africa initiative, which aims at doubling access to electricity in sub-Saharan Africa by aligning the vision, tools, and expertise of 12 US Government agencies. Since its launch in 2013, Power Africa has grown to include 17 international development partners and 145 private sector partners, 72 of which are American firms. Power Africa provides a range of technical assistance, direct financing, and transaction advisory services. Power Africa also partners with African governments and regional institutions to strengthen power sector policy, regulation, and governance. In addition to many long-term capacity-building efforts, Power Africa’s unique transaction-focused model supports more effective, efficient, and transparent project development, catalyses private capital, and drives critical policy reforms. As of December 2018, Power Africa had facilitated the financial close of 118 power projects, representing 9,575 MW of new generation capacity. Of that total, 2,652 MW have already been commissioned, and are providing power to homes and businesses. Power Africa has also facilitated 12.7 million new connections to on-grid and off-grid power supplies, expanding electricity access to an estimated 58 million people.

The EU boosts sustainable energy investments through innovative financial mechanisms such as the EU flagship initiative Electrification Financing Initiative (ElectriFI) – which targets investments that increase and/or improve access to modern, affordable, and sustainable energy for populations living principally in rural, under-served areas. There are currently 29 concrete investment projects, either approved or in the pipeline, for a total value of EUR 89 million.

Commitment 44 Climate risk insurance³⁷



“We will intensify our support particularly for vulnerable countries’ own efforts to manage climate change related disaster risk and to build resilience. We will aim to increase by up to 400 million the number of people in the most vulnerable developing countries who have access to direct or indirect insurance coverage against the negative impact of climate change related hazards by 2020 and support the development of early warning systems in the most vulnerable countries. To do so we will learn from and build on already existing risk insurance facilities such as the African Risk Capacity, the Caribbean Catastrophe Risk Insurance Facility and other efforts to develop insurance solutions and markets in vulnerable regions, including in small islands developing states, Africa, Asia and Pacific, Latin America and the Caribbean.”

Elmau 2015, Leaders’ Declaration G7 Summit, p. 13, para. a.

 Score

 Good

Progress: N/A

Indicators

Baseline: 2015

Indicators:

- Number of additional people in most vulnerable countries with access to risk insurance.
- Number of most vulnerable developing countries where early warning systems (for disaster prevention and preparedness) are promoted.
- G7 support to strengthen Multi-Hazard Early Warning Systems (MHEWS) capacities in the most vulnerable developing countries

Data sources:

- InsuResilience initiative
- Climate Risk and Early Warning Systems (CREWS) initiative
- OECD DAC (74010)
- World Meteorological Organisation
- Sendai Framework

Assessment

1. Number of additional people in most vulnerable countries with access to risk insurance

At their Summit in Elmau in 2015, the G7 launched the InsuResilience initiative, which aims to provide insurance cover against climate risks for 400 million additional poor and vulnerable people by 2020. Since 2015, 25 programmes have been launched or are currently being set up, covering 78 countries. Five out of the 25 programmes are delivering wider non-insurance resilience benefits, such as improvements in early warning systems.

Nine insurance programmes are already operational to date, and already cover 33.2 million people (as of October 2018). In total, 60% of the programmes that were surveyed are able to predict that they will be operational by 2020, and that they will provide insurance protection to an estimated 209.4 million beneficiaries, setting the InsuResilience Initiative on a successful pathway.³⁸

37. The United States reserves its position with respect to this commitment as currently formulated. The United States is committed to supporting improved disaster risk management in vulnerable developing countries. We have long been engaged in supporting disaster risk reduction programmes aimed at saving lives and reducing the impact of disasters worldwide, including those which threaten vulnerable countries.

38. According to an ongoing survey led by the InsuResilience Secretariat. Figures are subject to change depending on complementary answers to the survey.

Building on the successful “InsuResilience” G7 initiative, a number of G20 countries decided in 2017, under the German presidency, to establish the InsuResilience Global Partnership for Climate and Disaster Risk Finance and Insurance Solutions. The Vulnerable 20 (V20 = 49 developing countries particularly vulnerable to climate change) supported this initiative. The InsuResilience Global Partnership has significantly broadened the scope of the original InsuResilience initiative towards the adoption of disaster risk financing and insurance approaches as part of comprehensive disaster risk management strategies, and integrated within preparedness, response, and recovery plans that are anchored in country systems. The G7 supports the expansion of climate risk insurance, with well over USD 700 million in financing.

Japan has taken a lead, together with **Germany, the UK, and the US**, in funding the creation of the Pacific Catastrophe Risk Assessment and Financing Initiative, in order to enhance the resilience of public finance in Pacific Island Countries against natural disasters, including earthquakes, tsunamis, and cyclones.

2. Number of most vulnerable developing countries where early warning systems (for disaster prevention and preparedness) are promoted

In 2019, reporting of life and economic loss due to disasters confirms asset and human losses tend to be higher in countries which have the least capacity to prepare for, finance, and respond to them.

G7 countries have strongly supported the CREWS initiative since its inception in 2015 at COP21. Thirty-two countries³⁹ are benefitting from CREWS initiative support (as of December 2018), through national or regional

programmes. Three additional projects are to start in 2019 in Afghanistan, Chad, and Togo.

In 2015, 25 countries—or 68% of LDCs and SIDSs—indicated they did not have either multi-hazard early warning systems or monitoring and forecasting systems in place. Nine out of these twenty-five countries have since benefited from financial and technical support through the CREWS initiative.

3. G7 support to strengthen MHEWS capacities in the most vulnerable developing countries

By early 2019, through the Multi-Donor Trust Fund of the CREWS initiative, USD 37.53 million in investment decisions were made possible, notably thanks to **France** (USD 16.69 million) and **Germany** (USD 3.13 million). **Canada** is also supporting the Pacific regional CREWS project through contributions to the World Meteorological Organization (a multi-year contribution of CAD 10 million announced in 2015). Forty-one countries have benefitted from CREWS regional or national support, and 182 experts from national institutions have been trained.

Canada committed to providing CAD 50 million in grant financing in 2016, including CAD 40 million to the African Risk Capacity Agency (ARC). On 10 June 2018, Canada announced funding of CAD 100 million to support the expansion of Climate Risk Insurance coverage in climate-vulnerable countries, including for SIDSs and the Caribbean. On 18 November 2018, Canada announced, at the APEC Leaders’ Meeting, that Canada would officially join the InsuResilience Global Partnership. **France** also funded ARC with EUR 4.1 million in 2016, and in 2017, the AFD announced funding of EUR 5 million to support its programme of capacity-strengthening.

39. Antigua and Barbuda, Bahamas, Barbados, Belize, Benin, Burkina Faso, Cape Verde, Cook Islands, DRC, Dominica, Fiji, The Gambia, Ghana, Grenada, Guinea, Guinea-Bissau, Guyana, Haiti, Côte d’Ivoire, Jamaica, Kiribati, Liberia, Mali, Mauritania, Montserrat, Nauru, Niger, Nigeria, Niue, Papua New Guinea, Saint Kitts and Nevis, Saint Lucia, Saint Vincent and the Grenadines, Senegal, Sierra Leone, Suriname, Tokelau, and Tuvalu.

Commitment 45 Renewable energy



“We will [...] Accelerate access to renewable energy in Africa and developing countries in other regions with a view to reducing energy poverty and mobilizing substantial financial resources from private investors, development finance institutions and multilateral development banks by 2020 building on existing work and initiatives.”

Elmau 2015, Leaders' Declaration G7 Summit, p. 13, para. b.

Score

Good

Progress

Indicators

Baseline: 2015

Indicators:

- Number of initiatives/policies addressing renewable energy implemented in developing countries.
- G7 ODA dedicated to renewable energy in developing countries.
- Amount of private investment mobilized by G7 members towards renewable energy in developing countries.
- Installation of renewable energy capacity (GW) supported by G7 countries.
- New connections (based on existing methodology – World Bank/SE4ALL methodology measuring access to renewable energy).

Data sources:

The following data sources, which all G7 members are involved, are primarily used:

- OECD-DAC (231, 232, 23410, 41010)
- IRENA
- World Bank, African Development Bank, Asian Development Bank, Inter-American Development Bank
- IEA
- UNDESA

The following data sources can be also used as a supplement:

- Directorate-General for International Cooperation and Development (DG DEVCO)
- ElectriFI
- Africa –EU Energy Partnership - AEEP
- International Solar Alliance
- National project and portfolio overviews (self-reporting)

- Power Africa initiative
- National energy information agencies/institutions of G7 members
- African Renewable Energy Initiative

Assessment

The special report of the IPCC on the impacts of global warming of 1.5°C shows that, to prevent irreversible and catastrophic climate disruption, the current growth of renewable energy must be accelerated, reaching a share of 47-65% in 2030, and 69-87% by 2050. Since 2015, the G7 supported major initiatives to overcome barriers and further accelerate efforts and mobilization of finance to develop renewable energy in Africa. G7 members strongly support the AREI, since its launch by African heads of state at COP21 in 2015. Its objectives are to achieve at least 10 gigawatts of new and additional renewable energy generation capacity by 2020, and mobilize the African potential to generate 300 gigawatts by 2030.

Since then, significant progress has been made in terms of deployment of renewable energy and access to modern, reliable, and sustainable sources of energy for all.

1. Renewable Energy

Installed renewable energy capacity in Africa grew from 34,511 MW to 42,139 MW between 2015 and 2017 (+7,628 MW): progress is to be noted, but efforts need to be pursued to achieve the additional 10,000-MW goal. Solar energy in particular grew from 1,986 MW to 3,585 MW. Among the other types of renewables targeted by the G7 commitment, hydropower grew from 29,155 MW to

35,195 MW in Africa, wind energy from 3,353 MW to 4,611 MW, and bioenergy stayed constant.⁴⁰ Major advancements of installed renewable energy capacity can also be found in Asia, from 720,667 MW in 2015 to 918,655 MW in 2017, and from 179,119 MW to 202,120 MW in South America. Renewable energy deployment continues to be restrained by policy, regulatory, financial, and capacity barriers.

In the framework of AREI, 104 projects have been launched, amounting to 2.69 GW of new renewable energy capacity, and supporting enhanced access to renewable energy for underserved areas.

2. Access

As of January 2019, 87% of the global population has access to electricity, versus 84% in 2015.⁴¹ In developing countries, this number reaches 83.1%, compared to 79.8% in 2015. In Africa, 52% of the population has access to electricity, with a large differential between urban and rural areas (74% versus 36%). This differential is particularly visible in sub-Saharan Africa, still having low and slow-growing energy access: in 2017, 43.3% of the population of sub-Saharan Africa had access to electricity, compared to 37.9% in 2015, which means that 600 million people remain without access in this region.

3. Financing

Between 2016 and 2017, ODA commitments from G7 countries directed at the energy sector—energy generation from renewable sources specifically—amounted to USD 5,468 million in developing countries, of which USD 2,503 million in Africa.⁴²

G7 countries (in addition to the European Commission, the Netherlands and Sweden) pledged to mobilize USD 10 billion by 2020 to finance renewable energy in Africa and contribute to AREI's goal. G7 countries are on the right track towards achieving the USD 10 billion by 2020 mobilization goal they pledged at COP21, but efforts need to be pursued without weakening.

As a part of its CAD 2.65-billion commitment to help developing countries tackle climate change, **Canada** disbursed CAD 150 million in support of the AREI. In addition to its CAD 150-million contribution to build energy

infrastructure, Canada works in concert with the EU, France, and Germany to engage the African Development Bank and the Independent Delivery Unit of AREI to ensure that its efforts are aligned with African-led objectives.

France has increased its commitment from EUR 2 billion to EUR 3 billion in financing, for 2016-2020, for renewable energy projects in Africa, in line with the goal set by the AREI.

Germany pledged to mobilize EUR 3 billion for the same period. Germany further supports the AREI, promoting expansion of affordable renewable energy through intra-regional cooperation. Germany has already contributed EUR 2.3 billion to the initiative (2016-2018).

The EU commits EUR 1.5 billion to support 5 GW of new renewable energy by 2020 (half of the AREI objective by 2020).

4. Other relevant initiatives

A number of G7 countries (**France, Japan, and the UK**) are partners of the International Solar Alliance (ISA), launched in 2015 at COP21 by **France** and India, to overcome challenges to the massive deployment of solar energy at scale through reducing financing costs, harmonizing regulatory environments, and enhancing technology reliability and affordability. France supports the ISA to assist member countries in harmonizing and standardizing regulatory and contractual frameworks, in implementing an integrated approach at de-risking and establishing a network of national and global excellence centres for innovation, capacity-building and e-learning. France committed to investing more than EUR 1.5 billion in solar energy projects in ISA member states between 2016 and 2022. To date, more than EUR 820 million has already been committed for 34 projects in 23 countries. The UK's Green Mini Grids programme (GBP 35 million) supports larger capacity solar projects across Africa, and is implemented via the World Bank and the AfDB, while the Transforming Energy Access programme (GBP 100 million) funds innovation across a range of renewable energy technologies, including via a partnership with the Shell Foundation. The UK has also supported the development of geothermal energy in East African countries through technical assistance and financing for drilling and surveying (GBP 30 million; ending in 2019).

40. IRENA RE Capacity Statistics 2018.

41. IEA | SDG 7 | Data from 2017.

42. Database OECD CAD, CRS, commitments by G7 donors to developing countries and African recipients for 2016-2017, sectors 232 II.3.b.

Commitment 46 Marine litter



“The G7 commits to priority actions and solutions to combat marine litter as set out in the annex, stressing the need to address land- and sea-based sources, removal actions, as well as education, research and outreach.”

Elmau 2015, Leaders' Declaration G7 Summit, p. 14 (see also Annex, pp. 8-9).

Score



Below Expectations

Progress

Indicators

Collective Assessment

Baseline: 2015

Indicators:

- Number of projects in developing countries to address marine litter initiated by G7 countries.
- Funding support by G7 countries for marine litter related activities as part of international development assistance and investments, including pilot projects.

Data sources:

- Self-reporting
- UN GPML (Global Partnership on Marine Litter), relevant Regional Sea Conventions and Regional Sea Programmes, UN Environment Assembly as appropriate

Assessment

The G7 has been making efforts to reduce marine litter directly and indirectly. For instance, some G7 countries such as Canada, France, Italy, and the UK partake in the United Nations Environment Programme (UNEP) Clean Seas campaign, and France, the UK, the US, and the EU are party to the Cartagena Convention. Some countries have not done work specifically on marine litter at the international level, but have supported general waste management projects, which contribute to the prevention of marine litter. **Some countries contribute to marine litter prevention activities of the World Bank through the PROBLUE fund: Canada announced a contribution of CAD 65 million, while Germany and France each contributed EUR 1 million.**

Canada led the negotiation and endorsement of the Ocean Plastics Charter at the Charlevoix G7 Leaders' Summit, which takes a lifecycle approach to plastics stewardship,

including ensuring plastics are designed for recovery, reuse, recycling, and end-of-life management by 2030, and to reducing single-use plastics. At the 2018 G7 Leaders' Summit, Canada announced a CAD 100 million investment to advance the objectives and commitments of the Charlevoix Blueprint for Healthy Oceans, Seas and Resilient Coastal Communities, and the Ocean Plastics Charter. This includes CAD 20 million to spark innovation in developing countries in support of the G7 Innovation Challenge to Address Marine Plastic Litter, CAD 6 million through the World Economic Forum Global Plastic Action Partnership, to strengthen public-private partnerships to support global action in plastic pollution hot spots, and CAD 65 million to support a World Bank fund to address plastic waste in developing countries. At the national level, Canada has also committed to banning harmful single-use plastics as early as 2021.

At the national level, **France** took several measures to reduce pollution from single-use plastics: bans on single-use plastic bags (2016), plastic microbeads in cosmetics (2018), disposable plastic cups, glasses, plates, and cotton swabs (2020). Through its roadmap on the circular economy, France aims to develop the collection and recycling of plastic materials, and aims to tackle the dumping of waste and littering. At the international level, France supports the marine litter agenda of the regional programmes and conventions—OSPAR (North-East Atlantic), Barcelona (Mediterranean), Nairobi (Western Indian Ocean), SPREP and ICRI (Pacific)—as well as the work of the UNEA (Global Partnership on Marine Litter) and the Basel Convention. In 2018, the AFD committed to support of up to EUR 720 million over five years for projects that lead to a reduction of pollution, in particular marine litter, in the oceans of the world. Through the “Pacific

Initiative”, France finances, up to EUR 3 million, pilot projects that contribute to achieving the objectives of the SPREP Cleaner Pacific 2025 Strategy.

Italy has provided a UNDP three-year project with EUR 1 million in funding for improving the coverage of marine and coastal protected areas (MCPAs) throughout Albania. In addition, in 2018, the Italian Development Cooperation funded the NEMO-WEBPORT initiative with a budget of EUR 350,000, as part of the voluntary earmarked contribution to Mediterranean Agronomic Institute of Bari. NEMO WEBPORT is a programme that promotes dialogue and remote technical assistance among fishing communities located in seven Mediterranean countries: Albania, Algeria, Egypt, Italy, Lebanon, Morocco, and Tunisia. Fishermen have been trained and equipped to work as “ecological operators” for the collection, storage, and disposal of plastic waste.

Germany launched The Federal Environment Ministry’s five-point plan for less plastic and more recycling in November 2018. The plan aims at changing the course of how packaging and short-lived consumer goods are managed in order to reverse the trend. Consumption will be made more sustainable, unnecessary products and packaging will be avoided; Germany strives for closed-loop recycling. In addition, the Federal Ministry for Economic Cooperation and Development presented the PREVENT Waste Alliance on 9 May 2019. It proposes to promote recycling management in order to protect resources. Furthermore, Germany started several initiatives, such as a Strategic Alliance on marine litter prevention with a multi-national company in Egypt, Mexico, Morocco, and the Philippines. A new regional project, “Developing capacities for preventing marine litter”, started in South East Europe in 2018, and the global advisory project, “Concepts for sustainable waste management and circular economy”, conducted the study, “Marine Litter Prevention”, including the use of a tool for estimating plastic waste leakage in Indonesia and Algeria. Germany also contributed EUR 1 million to the marine litter prevention activities of the World Bank, among others for the PROBLUE trust fund, and for technical cooperation with Myanmar, Cambodia, and Kenya. Between 2015 and 2019, Germany committed total funding of approximately EUR 11 million for projects dedicated to technical cooperation on marine litter prevention, and it funds waste management projects sometimes indirectly contributing to marine litter prevention. In addition to this, new projects are in preparation. The German KfW Development Bank has launched the Clean Oceans Initiative, together with the EIB and the AFD.

Japan has been cooperating with East Asian countries to combat marine litter through the framework of the

Northwest Pacific Action Plan, as a part of the UNEP Regional Seas Programme and the Tripartite Environment Ministers Meeting between China, Japan and the Republic of Korea. Japan has also been supporting the 3Rs (reduce, reuse, recycle) and waste management in developing countries, which contribute to addressing the underlying causes of marine litter. Furthermore, Prime Minister Abe proposed the “Association of Southeast Asian Nations (ASEAN) +3 Marine Plastic Debris Cooperative Action Initiative,” which was welcomed by the member states at the ASEAN+3 Summit in November 2018. Under this initiative, Japan, China, and the Republic of Korea seek to assist ASEAN countries in capacity development on the 3Rs and waste management, infrastructure development, and the development of national action plans, among other efforts. Moreover, Japan has promoted actions towards standardizing and harmonizing monitoring methodologies for marine litter, including microplastics. Japan published the recommendations for harmonization on microplastics monitoring methodologies in 2018, and also developed and published online the guidelines for their harmonization in May, 2019. Toward realization of the “Osaka Blue Ocean Vision”, which was shared at the G20 Osaka Summit, Japan launched the “MARINE Initiative” to advance effective actions to combat marine plastic litter at a global scale, focusing on:

1. management of waste;
2. recovery of marine litter;
3. innovation; and
4. empowerment at the Summit.

Under this initiative, Japan will support empowerment in developing countries to promote waste management, recovery of marine litter, and innovation.

As a part of this initiative, Japan will provide training for 10,000 officials engaging in waste management all over the world by 2025.

Within **the UK**, measures have been undertaken to reduce pollution from plastics, such as banning plastic microbeads: both the manufacture and sale of personal care products containing microbeads were banned in 2018. The UK Treasury will introduce a tax on the production and import of plastic packaging from April 2022. Also in 2018, a new partnership between the UK Scouts and Government was set up to help young people to better understand the importance of reducing plastic consumption. In April 2018, the UK Prime Minister announced a GBP 61.4-million package of support to tackle marine plastic pollution. This commitment was increased by up to GBP 5 million in August 2018, and by up to GBP 3 million in March 2019 to support the Commonwealth Blue Charter Action Group on Marine Plastic Pollution—the Commonwealth Clean Ocean Alliance; GBP 10 million was committed to technical

assistance to developing countries. The UK initiated the Marine Plastics Research and Innovation Framework with a contribution of GBP 25 million. The UK is also providing GBP 6 million for the Commonwealth Litter Programme that will assist six Commonwealth countries in developing Marine Litter Action Plans, and has invested GBP 2.4 million in the Global Plastics Action Partnership, an international project run by the World Economic Forum. The UK is providing up to GBP 6 million for pilot projects working with business to increase plastic recycling rates.

For the target period from 2015-2019, **the US** enacted the Save Our Seas Act of 2018 to coordinate a holistic whole-of-government response to combat marine debris domestically, and to assist major marine debris source countries, and banned the use of plastic microbeads in rinse-off cosmetics through the Microbeads Act of 2015. The US organized high-level meetings in the APEC in 2016, 2017, and 2018 to highlight the need for improved waste management systems in the Asia-Pacific region, in order to prevent and reduce marine litter. The US initiated an APEC project in 2018 to report on the economic costs of marine plastic pollution to APEC economies, and in 2019 is working to link APEC city and municipal leaders with technical and financial resources to comprehensively address waste management and marine litter. The US is co-hosting, with Vietnam and Thailand, an ASEAN Regional Forum workshop on marine debris to highlight the impact of marine plastic pollution on food security through degradation of the marine environment and consequences on aquaculture and fisheries. The US supports environmentally sustainable waste management systems through funding and technical assistance in developing countries in South and South East Asia, Africa, and the Pacific island states, with 18 projects totalling approximately USD 16.2 million. The US also supported two projects for approximately USD 360,000 to reduce the amount of abandoned, lost, or otherwise discarded fishing gear in Latin American coastal waters and the Caribbean. The US is also party to the Cartagena Convention and its Land-Based Sources of Marine Pollution Protocol, and the Noumea Convention to address marine pollution. The US has also supported international marine debris efforts through technical assistance, scientific expertise, and programmatic coordination, including chairing the UNEP Global Partnership on Marine Litter steering committee, serving as the Steering Committee member (2015-2018) of the Global Ghost Gear Initiative, and co-hosted with UNEP the Sixth International Marine Debris Conference, which attracted over 700 participants from over 50 countries.

The US also hosted the Our Ocean conference in 2016, and supported the 2017 and 2018 conferences, which resulted in voluntary commitments from governments and stakeholders around the globe to combat marine debris.

The EU plastics strategy, which is part of **the EU's** circular economy policy, was adopted on 16 January 2018, and explicitly aims to curb marine litter, not only domestically, but also in the context of international cooperation. A legislative proposal on single-use plastic items and fishing gear, presented by the European Commission in May 2018, is expected to become EU law in the course of 2019. It will contain a set of ambitious measures, including a ban on selected single-use products made of plastic, for which alternatives exist on the market, measures to reduce consumption of food containers and beverage cups made of plastic, and specific marking and labelling of certain products. The EU is also amending its legislation for increasing deliveries of waste in ports, including from fishing vessels; restrictions of the use of microplastics in products are envisaged, and measures to reduce emissions of microplastics from textiles, tyres, and preproduction pellets. EU member states must ensure by 2020 that the quantities and composition of marine litter do not cause harm to the marine and coastal environment; to facilitate this, updated monitoring guidelines, baselines for litter quantities, and regulatory thresholds to avoid harm are being established. Since 2015, more than 150 new projects have been funded by the EU in sectors such as waste management, waste water treatment, or protection of the marine environment, and contribute to tackling marine litter, corresponding to a financial commitment of approximately EUR 670 million. A recent example of EU action on marine litter is the Pacific-European Union Waste Management Programme (PacWaste Plus), to which the EU allocated EUR 17 million in 2017. Its objective is to ensure the safe and sustainable management of waste, with due regard for the conservation of biodiversity, reduction of marine litter, health and well-being of Pacific island communities, and climate change mitigation and adaptation requirements. The EU has also started a project to support better plastic consumption and production in East and South East Asia, worth EUR 9 million. This project will contribute to reducing plastic waste, including marine litter (e.g. fishing gear), via a set of activities in relevant countries in the region (China, Indonesia, Philippines, Thailand, and Vietnam), including relevant major rivers, in cooperation with Singapore and Japan. The project started in May 2019.



The potential of linking grey and green infrastructure to build up the resilience of coastal territories and small island communities in the Philippines

In 2013, Typhoon Yolanda reached several communities in the Philippines located in “Typhoon Alley”, an area highly vulnerable to the dangers posed by climate change, particularly the increasing frequency of extreme weather events. Subsequently, Yolanda caused the loss of more than 6,000 lives, and left more than 900,000 families homeless for months.

To increase coastal resilience and protect these communities against climate change impacts like storm surges, France (through the French Facility for Global Environment) has contributed more than EUR 1.51 million to an adaptation project developed by Conservation International. This innovative project of EUR 4.5 million is based on solutions that mix green approaches (nature-based solutions such as the protection and restoration of ecosystems) and grey approaches (classic engineering solutions). That demo project has been implemented since 2015 in several

locations within the municipality of Concepción (Province of Iloilo) that was severely weakened by the impact of Typhoon Yolanda. It will end by the end of 2019. By combining both green and grey infrastructure, together with the cutting-edge modelling of ocean, weather, and climate change conditions, in close consultation with local governments and communities, Conservation International will provide an adaptable solution—one that can protect communities in the short term, while building up a stronger defence against the next storm. Mangroves not only act as habitats for fish—they play an important role in carbon absorption and storage. As such, these habitats are nature’s solution to the very threat coastal communities are facing. Each kilometre of mangrove can reduce ocean waves passing through them by 0.5 m. This forms the first line of defence during a storm surge. However, these trees require time to grow. Their loss due to their use as firewood and their clearing for aquaculture and coastal development has left many communities vulnerable—leading to the need for man-made or grey infrastructure. These include sea walls or coastal armouring, which provide a high level of protection during storms once built. Grey infrastructure requires high maintenance, and cannot adapt to the needs of the people in the long term due to climate change.

The project aims to raise local communities’ awareness of protecting and restoring natural ecosystems. Conservation International has worked with communities to restore mangrove habitats through planting of 300,000 mangrove seedlings in Barangay Pulantubig, Baco, Oriental Mindoro.



© Conservation International/photo by David Emmett

10 Human mobility

All G7 countries recognize the benefit and opportunities of safe, orderly, and regular migration, as well as the positive contribution of migrants to inclusive growth and sustainable development, while being aware of the challenges that irregular and uncontrolled migration bring to governments, citizens, and migrants themselves.

In accordance with their foreign assistance priorities and policies, most G7 countries have undertaken numerous actions to engage with migrants and diaspora organizations to foster their positive contribution to the development of countries of origin, transit, and destination.

G7 actions to address migration and refugee issues

Many G7 countries have been taking actions to increase their development and humanitarian assistance to address irregular migration and displacement causes, with a focus on refugees, internally displaced persons (IDPs), migrants in situations of vulnerability (e.g. victims of human trafficking), and host communities. This assistance was mainly implemented through the International Organization for Migration (IOM) and the UNHCR, with important support of other UN agencies, such as the UNRWA, UNICEF, the ILO, the UNODC, the UNDP and the WFP, and international organizations, including the Red Cross and Red Crescent Movement. G7 countries' actions consist in the provision of life-saving humanitarian assistance (such as material relief assistance and services, emergency food aid, protection and support services benefiting affected populations), development and capacity-building support, and political engagement to advance prevention and protection.

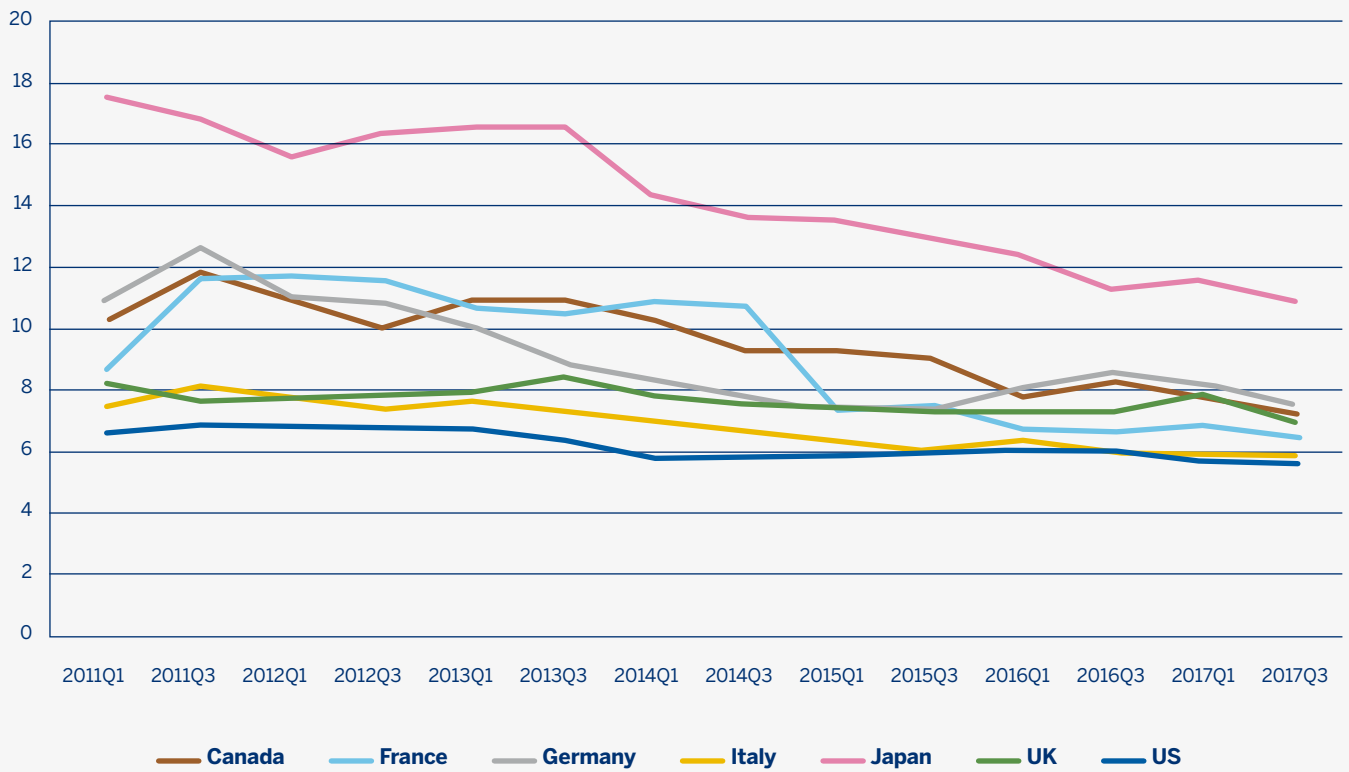
On 17 December 2018, within the framework of the UNGA, all G7 countries signaled support for the objectives of the Global Compact on Refugees that aims to strengthen the international response to large movements of refugees and asylum seekers, and to provide concrete solutions to support host communities facing protracted refugee situations. Its four key objectives are: easing the pressure on host countries; enhancing refugees' self-reliance; expanding access to third-country solutions; and supporting conditions in countries of origin for return in safety and dignity.

On 19 December 2018, the Global Compact for Safe, Orderly and Regular Migration (GCM) was adopted by the UNGA with a vote, as some member states, including some G7 countries, could not support it. It is the first international document to attempt to address migration through enhanced forms of global cooperation. The GCM seeks to improve access to regular migration pathways, to reduce the incidence and negative impact of irregular migration, and to address the varied challenges faced by countries and migrants throughout the migration process.

G7 actions to address the drivers of migration

Most G7 members have been engaging significant resources, both bilaterally and multilaterally, in the framework of their humanitarian and development programmes to address the root causes of irregular migration and forced displacement in countries of origin and transit. G7 European countries support the EU Emergency Trust Fund for Africa (EUTF) as a key instrument to address the root causes of destabilization, forced displacement, and irregular migration in North Africa, the Sahel/Lake Chad region, and the Horn of Africa.

Figure 10.1 – Average transaction cost of sending remittances from a specific country for G7 countries, 2011-2017 (percentage)



Source: The World Bank Remittance Prices Worldwide. Last updated: 22/01/2018

NB Figure 10.1: Data at regional level is not available.

Commitment 47 Migration and refugees⁴³



“We commit to increase global assistance to meet immediate and longer-term needs of refugees and other displaced persons as well as their host communities, via humanitarian, financial, and development assistance, cooperation... (We recognize... migration management, and)... we commit to strengthen our development cooperation with our partner countries, with special attention to African, Middle East, and neighboring countries of origin and transit.”

Ise-Shima 2016, G7 Ise-Shima Leaders' Declaration, p. 18.

 Score

 Good

Progress: NEW

Indicators

Baseline: 2015

Indicators:

- G7 bilateral and multilateral development assistance and humanitarian assistance, including for material relief assistance and services; emergency food aid; relief and coordination, protection and support services benefiting affected populations, including refugees, IDPs, asylum seekers, migrants, and host communities, primarily in developing countries, in situation of large-scale migration movements and protracted displacement.
- G7 development assistance and funding to African, Middle East and neighbouring countries of origin and transit.

Data sources:

- OCHA/FTS data
- UNHCR, UNRWA, IOM, WFP, UNICEF, ICRC/IFRC data
- OECD DAC CRS
- Self-reporting

Assessment

The G7 countries' commitment towards migrants and refugees translates into support to specialized national and international organizations, such as the IOM and the UNHCR, as well as other UN agencies, including the UNRWA, UNICEF, the UNDP, the WFP, and to CSOs.

1. Increasing refugees, IDPs' and host communities' resilience

Most G7 countries have adopted a holistic approach to provide assistance to populations in situations of forced displacement.

Canada has adopted a comprehensive approach to responding to the needs of refugees and supporting host communities, in line with the principles and objectives of the Global Compact on Refugees, which include better outcomes for refugees, and enhanced support to communities hosting large numbers of refugees.

France, through its bilateral and multilateral contributions, has been contributing to supporting UNHCR activities to help refugees and host communities, as well as the IOM, in order to facilitate the implementation of voluntary return programmes.

Germany has developed a comprehensive approach, which combines development assistance, support to refugees, stabilization of host regions, and return and reintegration programmes. In 2018, Germany made over EUR 3.5 billion available for tackling the root causes of displacement and supporting refugees, IDPs and host communities.

43. The United States reserves its position with respect to this commitment as currently formulated. The United States remains committed to contributing within the international community to addressing the needs of refugees and displaced persons. The United States believes other countries must share in the burden of funding the increasing costs associated with supporting refugees and other displaced persons, particularly in host countries.

Japan announced an assistance package of about USD 2.8 billion between 2016 and 2018, as humanitarian and self-reliance assistance to refugees and migrants, and assistance to host countries and communities.

In addition to its bilateral and multilateral contribution to meeting the immediate and long-term needs of refugees, **the UK** invests in supporting vulnerable migrants, providing humanitarian support to migrants, and addressing the drivers of irregular migration. In terms of humanitarian assistance, G7 countries have made meaningful contributions to developing countries, especially in African and Middle Eastern countries.

The EU pursues a development-led approach to forced displacement, moving away from parallel systems for service provision, and enabling refugees to integrate within their host communities, notably through employment and access to public services. The European Commission's Communication, "Lives in Dignity: from Aid-Dependence to Self-Reliance", adopted in 2016, focuses on early and joint humanitarian, development, and political action, focusing on refugees and host communities alike. This new development-led approach is implemented in a range of forced displacement situations globally, including the Horn of Africa, the Middle East, Asia, and most recently, in countries hosting Venezuelan refugees and migrants.

2. Africa

G7 countries have been supporting development projects in order to enhance the living conditions of refugees, IDPs, and host communities over the long term. A significant part of G7 partners' funding was intended for support to African countries.

Canada has provided CAD 8.5 million in equipment and technical assistance to West African states through the Anti-Crime Capacity-Building Program's Human Smuggling Envelope to detect and combat maritime human smuggling networks.

France, through UNHCR activities, has been committed to finding solutions for Malian IDPs and refugees in Burkina Faso and Mauritania, as well as IDPs and refugees from the Central African Republic in Cameroon and Chad.

Italy, through its Africa Fund created in 2017, has been providing humanitarian assistance to migrants and refugees, and improving the capacities of national authorities of

partner countries in dealing with the challenges of migration. The UNHCR and the IOM were among the main recipients of these funds.

The UK is providing a GBP 170-million package of long-term support and immediate life-saving assistance to refugees and host communities in Ethiopia, and implementing a new GBP 165-million multi-year humanitarian and resilience programme (BRAER) in Uganda.

France, Germany, Italy, and the UK have also contributed to the objectives of the EU Emergency Trust Fund for Africa (EUTF), launched in 2015, through financial contributions and the mobilization of national implementing agencies. The EUTF has proven to be a crucial tool to promote stability and resilience, and to contribute to better migration management, including by addressing the root causes of destabilization, forced displacement and irregular migration. Resources currently allocated to the EUTF amount to approximately EUR 4.2 billion.⁴⁴

3. Middle East and response to the Syrian crisis

G7 countries have provided humanitarian and development assistance to strengthen stability and security in the Middle East. G7 countries have also been heavily invested to help alleviate the consequences of the Syrian crisis: responses to this humanitarian crisis have been provided on a regional scale, aiming at helping the people most impacted by the conflict in Iraq and Syria, including refugees who have fled to neighbouring countries such as Jordan and Lebanon.

To address the crises in Iraq and Syria and their impact on the region, **Canada** has committed CAD 2.1 billion over three years (2016-2019). This included CAD 840 million to provide humanitarian assistance to help meet the basic needs of those affected by crisis and CAD 270 million in development assistance to build the resilience of communities, governments and conflict-affected populations. In 2019, Canada committed an additional CAD 1.39 billion to the region over the next two years, including CAD 560 million for humanitarian assistance, and CAD 194 million for development assistance to Iraq, Jordan, Lebanon, and Syria.

France, including through the Regional Refugee and Resilience Plan, led by the UNHCR and the UNDP, is also assisting Syrian refugees in Iraq, Jordan, and Lebanon. Between 2016 and 2018, France committed more than EUR 290 million of humanitarian assistance to Syria and

44. Last data available (15/07/2019) on: https://ec.europa.eu/trustfundforafrica/content/trust-fund-financials_en.

neighbouring countries (including through a EUR 50-million emergency programme in Syria), exceeding the pledge made at the London Conference in 2016. In April 2018, at the Brussels III conference, France committed an additional total of EUR 1.1 billion over three years (2018-2021), including EUR 200 million of direct financial assistance to Syria and neighbouring countries (grants), and EUR 900 million of loans to Iraq, Jordan, and Lebanon. These loans are aimed at providing support to those most in need in Syria's neighbouring countries, including Syrian refugees, alleviating the region's difficulties in hosting a large number of Syrian refugees, and strengthening those countries' resilience in the face of such a humanitarian challenge.

Since 2012, **Germany** has provided more than EUR 7.7 billion of humanitarian and development support to people in Syria and the region.

For its part, **Italy** has been delivering humanitarian assistance to Syrian refugees and hosting communities in Syria, Lebanon, and Jordan through the IOM and UN agencies (the WFP, the UNHCR, and UNICEF), with particular attention to education and healthcare sectors and women's empowerment.

Japan has committed to provide USD 6 billion, including human resource development of 20,000 people for the stability of the Middle East region from 2016 to 2018. Japan has been supporting Syria and neighbouring countries, and has provided more than USD 2.7 billion since 2012.

The UK committed GBP 2.71 billion to the Syria conflict, its largest ever response to a humanitarian crisis. The UK is also supporting economic growth in Jordan, investing in vital infrastructure, and improving livelihoods and job opportunities for Jordanians and Syrian refugees. In Lebanon, the DFID has pledged up to GBP 160 million over five years to support education, including support to expand the public education system to include an additional 200,000 Syrian refugees, and improve quality for Lebanese students.

Between 2015 and 2017, **the EU** has spent EUR 500.3 million in assistance in Syria and neighbouring countries. Four years into its creation, the EU Regional Trust Fund in Response to the Syrian Crisis has proven its added value beyond economies of scale and the pooling of funds.

To date, the Trust Fund has mobilized EUR 1.7 billion, including voluntary contributions from 22 EU member states and Turkey. Large programmes focusing on education, livelihoods, health, protection, and the water sector—benefitting refugees, IDPs, and local communities—have been approved for a total of more than EUR 1.5 billion. The EU Facility for Refugees in Turkey, managing a total of EUR 6 billion (EUR 3 billion for 2016-2017 and EUR 3 billion for 2018-2019), provides for a joint coordination mechanism, designed to ensure that the needs of refugees and host communities in Turkey are addressed in a comprehensive and coordinated manner. The Facility focuses on humanitarian assistance, education, migration management, health, municipal infrastructure, and socio-economic support. G7 countries are also providing relief assistance targeting other refugee crises, including in Asia (especially in Bangladesh and Myanmar, regarding the forced displacement of the Rohingya population) and in Latin America (especially towards Venezuelan refugees and migrants in neighbouring countries).

4. Actions undertaken to respond to resettlement needs

G7 countries have also taken actions to support refugees located in their own countries. **Canada** welcomed over 28,000 resettled refugees in 2018, and, in 2017-2018, invested CAD 118 million in its Refugee Resettlement Programs, designed for individuals selected overseas for resettlement to Canada. G7 European countries engaged in resettlement programmes for refugees, in cooperation with the UNHCR and the IOM. Since July 2017, **France** has been particularly committed, with the support of the UNHCR, in resettling refugees, organizing numerous missions of the French refugee agency in Chad and Niger, with the objective of allowing the resettlement of 3,000 vulnerable refugees, some of them evacuated from Libya. **Germany** strongly supports the ongoing EU Resettlement programme, with the objective of admitting up to 10,200 vulnerable persons in 2018/2019. This includes up to 500 places for a project piloting a private sponsorship programme. **Japan** has accepted Myanmar refugees from Thailand for a period from 2010 to 2014 and from Malaysia since 2015 under its resettlement programme, and Syrian students under a new scholarship programme started in 2017. **The UK** is resettling 20,000 refugees through the Syrian Vulnerable Persons Resettlement Scheme and 3,000 of the most vulnerable children and family members from the Middle East and North Africa regions by 2020.

Commitment 48 Drivers of migration⁴⁵



“We agree to establish partnerships to help countries create the conditions within their own borders that address the drivers of migration, as this is the best long-term solution to these challenges... we will safeguard the value of the positive aspects of a safe, orderly and regular migration.”

Taormina 2017, Leaders' Communiqué, para. 25.

Score

New

Indicators

Baseline: 2017

Indicator:

- G7 actions that support countries in addressing the drivers of migration within their own borders.
- G7 actions that support the positive contributions of migrants and diasporas to the development of both countries of origin and destination.

Data source:

Self-reporting

Assessment

1. Actions that support countries in addressing the drivers of migration within their own borders

Through the *Preventing Irregular Child Migration in Central America Project* (CAD 15.2 million), **Canada** is supporting programming that addresses the root causes that fuel irregular migration from high levels of crime and violence, limited employment and educational opportunities, to social exclusion and a lack of information on the dangers of irregular migration. Canada is also providing CAD 950,000 to Save the Children Canada, in cooperation with Save the Children Mexico, and country offices in El Salvador, Guatemala, and Honduras. The objective of this project is to prevent unaccompanied child and youth migration

from two communities in Honduras where poverty and violence are widespread.

Several G7 countries are funding projects addressing the drivers of migration through their traditional development cooperation instruments, by mobilizing significant resources to improve economic and social development in countries of origin and transit.

Since 2015, **the EU** has established a comprehensive and balanced approach to migration in the framework of the European Consensus on Development, which includes addressing the drivers of migration in a more targeted way. In this context, and in addition to the EUTF for Africa, the EIP is another innovative tool which aims to contribute to meeting the UN's SDGs and to mobilize and leverage sustainable public and private investment in order to improve economic and social development and create jobs. As part of the EIP, the European Fund for Sustainable Development, launched in September 2017, combines blending and guarantees, and by 2020 is expected to leverage EUR 44 billion in investments for sustainable development in Africa and the EU Neighbourhood, through an EU contribution of EUR 4.1 billion. These actions will also contribute to tackling some of the root causes of irregular migration.

Launched by European and African partners at the Valletta Summit on Migration in November 2015, the EUTF has

45. The United States reserves its position with respect to this commitment as currently formulated. Countries of origin must develop and implement the political, economic, and social policies and programmes that allow citizens to remain and thrive at home versus undertaking dangerous, irregular migratory journeys to seek opportunity beyond their borders. The United States will continue to promote well-managed, legal forms of migration and, subject to US sovereignty, law, policy, and priorities, develop mutually beneficial partnerships with select countries to support efforts to reduce irregular migration.

proven to be a key instrument supporting joint action on migration management, and addressing the root causes of irregular migration in Africa. Resources currently allocated to the EUTF amount to approximately EUR 4.2 billion, including around EUR 3.7 billion from the EU Budget and the European Development Fund. EU member states and other donors (Switzerland and Norway) have contributed EUR 514 million, of which EUR 487 million have been paid so far.⁴⁶

France, Germany, Italy, and the UK are fully engaged in this fund, through their financial contribution and the mobilization of their national implementation agencies.

For instance, **France** has mobilized its national agencies (AFD, Expertise France, Civipol) in the context of the EUTF to implement development actions, taking into account the importance of generating job opportunities for young people in the Sahel region, as well as stabilization actions, strengthening the Security-Humanitarian-Development Nexus. To obtain a better understanding of the root causes of irregular migration, France organized a thematic meeting within the framework of the Rabat Process in October 2018.⁴⁷

Germany—with a contribution of EUR 182.5 million—is a major bilateral donor to the EUTF and supports, inter alia, the EU-IOM Joint Initiative, a cross-regional programme that facilitates voluntary return of migrants from African countries of transit or destination to their countries of origin. Furthermore, Germany is actively involved in the implementation of the Better Migration Management programme under the EUTF. A total of EUR 46 million is available for the programme. The overall objective is to improve migration management in the Horn of Africa region, and in particular to curb the trafficking of human beings and the smuggling of migrants within and from the Horn of Africa.

In 2017, **Italy** established the Africa Fund, which has financed numerous projects addressing the root causes of irregular migration. The fund was allocated EUR 152 million in 2017, and refinanced for EUR 80 million for the 2018-2019 period. The main recipients have been the EUTF, international organizations such as the UNHCR and the IOM, and the AICS. Between 2017 and 2018, 50 projects with a focus on migration and development were approved by the latter, for a total value of approximately EUR 70 million.

Japan continues to cooperate with international organizations such as the IOM and the UNHCR to address the root causes of displacement. In 2017 and 2018 alone, Japan provided approximately USD 348 million to those agencies. Additionally, the JICA collaborates regularly with the UNHCR in more than 40 countries, as Japan increasingly places importance on the “Humanitarian and Development Nexus”.

The UK is spending over GBP 2 billion in targeted assistance for livelihoods, healthcare, education, and economic development in the 26 African countries covered under the EUTF to help to alleviate factors that may compel people to undertake dangerous journeys.

2. Actions that support the positive contributions of migrants and diasporas to the development of both countries of origin and destination

Several G7 countries (Canada, France, Germany, and Italy) acknowledge migrants and diaspora groups as important partners for policy dialogue and project implementation in countries of origin and destination. G7 partners are engaging with diasporas and migrant organizations to foster their positive contributions to the development of countries of origin and destination.

Canada invests significantly in integration and settlement services in order to support the successful integration of newcomers and their positive inclusion in society, including economically. For 2018-2019, Canada’s investments in settlement services exceed CAD 1 billion.

France supports capacity development of diaspora organizations such as the FORIM, a national platform that represents more than 700 diaspora organizations.

Germany has been supporting migrant entrepreneurship through financial subsidies, network building, and capacity development. In addition, migrant experts returning from Germany are supported and contribute to development in their countries of origin through knowledge transfer. Through its “Returning to New Opportunities” programme, Germany has established centres for jobs, migration, and reintegration to support sustainable reintegration of returning migrants, as well as economic opportunities for the local population.

46. Last data available (15/07/2019) on: https://ec.europa.eu/trustfundforafrica/content/trust-fund-financials_en.

47. www.rabat-process.org/en/meetings/thematic-meetings/326-thematic-meeting-on-the-root-causes-of-irregular-migration.

Italy, through its national agency (AICS), is financing projects aimed specifically at strengthening the role of migrant associations registered in Italy, and organized the National Diasporas Summit in 2017 and 2018.

The EU launched an EU Global Diaspora Facility in 2019, to strengthen capacities of governments as well as diaspora organizations, to strengthen engagements, and to promote diaspora members as development agents. It is funded by the Annual Action Programme 2018 for the Migration and Asylum component of the Development Cooperation Instrument-Global Public Goods and Challenges thematic programme (EUR 5 million). The Action will have four components:

1. a global mapping exercise on diaspora engagements by countries of origin, which would include the potential and limitations of investment opportunities for diaspora;
2. the provision of capacity-building and technical assistance for governments, civil society, and diaspora organizations, in line with the mapping results;
3. the establishment of a global diaspora platform for a structured dialogue and exchange with the EU (benefitting from the lessons learned from existing platforms; and
4. the establishment of a roster of experts from the diaspora.

G7 countries have funded programmes sustaining migrants' growth-inducing activities in their countries of origin: the MEETAfrica project, funded by France and Germany, aims to support African entrepreneurs, researchers, or professionals who graduated from French or German universities in the creation of a business in their country of origin.

Considering that migrants' remittances represent more than three times the sum of global ODA (USD 529 billion in 2018 to LMICs), they play an important role in the reduction of poverty in countries of origin. G7 countries are committed to reducing the cost of transferring remittances through enhanced information, transparency, competition, and cooperation with partners, in order to optimize the transformative impact of remittances on sustainable development of countries, while concurrently preventing illicit financial flows and money laundering, in line with the 2030 Agenda and the Global Compact for Safe, Orderly and Regular Migration, as well as the G20 objectives.

Canada announced in its 2019 Budget that it would honour its commitment to reduce the cost of international remittances to 3% by 2030, as well as to lower this cost to no more than 5% by 2022 as an intermediary target. Statistics Canada, Canada's national statistical office, also recently published a study on international money transfers. Conducted in 2017 among 23,000 respondents born in ODA-eligible countries, the results of this study will be used to identify how best to reduce the average cost of international money transfers.

In order to contribute to reducing the cost of remittances, **France** launched the website, www.envoidargent.fr, which compares prices and services offered by banks and money transfer organizations in more than 20 countries. As a continuation of this website, France and Italy intend to implement the DIASDEV project, a joint initiative by the AFD and Caisse des Dépôts from France, Italy, Morocco, Senegal, and Tunisia, aimed at facilitating remittances, investments, and savings of diasporas in their countries of origin.

Germany launched the website, geldtransfair.de, which enables users to find the fastest and least expensive providers for money transfer services, currently to 27 countries.

In 2015, **Italy** launched the MigraVenture project, together with the IOM and the ETIMOS Foundation, which aims to facilitate diaspora entrepreneurship in Africa.

The UK has also worked towards the G20 objective of reducing the cost of remittances to an average of 3%. UK efforts have focused on strengthening the regulatory environment, innovative financial technology solutions, improving transparency, and raising awareness of digitalization.

The EU has been partnering with the IFAD in support of the Financing Facility for Remittances (FFR) since 2007. The FFR works to maximize the contribution of migrants to development, promoting the impact of their remittances linked to financial inclusion, as well as migrant/diaspora engagement for rural investment in communities of origin.



MigraVenture-Supporting Migrants' Entrepreneurship

Italy, as part of its development cooperation strategy to promote a positive relationship between migration and development, has been supporting the International ODA in its action of strengthening the role of regular migrants from African countries in Italy as actors of sustainable development in their countries of origin.

In 2015, Italy, the IOM, and the ETIMOS Foundation launched the MigraVenture project, a pilot initiative to facilitate diaspora entrepreneurship in Africa by also enhancing the African micro-enterprise capacity to bridge cultures, countries, and markets.

MigraVenture provides a three-fold assistance to migrant entrepreneurs: first, selected beneficiaries

attend a training course to strengthen their entrepreneurial skills and improve their business ideas, then the project facilitates their visibility to a pilot capitalization fund, and finally, personalized coaching is provided to selected enterprises in countries where business activities will be implemented. Trained entrepreneurs also have the possibility to apply for funding to the Etimos Foundation, which assesses their viability for microcredit or micro-equity.

In the first edition (2017/2018), out of 105 business proposals submitted, 41 entrepreneurs were admitted to the training phase, and 33 business ideas were accompanied through a personalized coaching session.

In the second edition (2018/2019), out of 45 business proposals submitted in two rounds, 33 were selected for the training, and all also received personalized coaching sessions. Both rounds will be completed with the assessment of the business proposals for funding.

Trainers, who are experts in business management coming from various backgrounds, secured high-quality training to enhance the soft and hard skills of participants, addressing their learning needs, and sowing the seeds of a sustainable and tailored enterprise culture.



© IOM

ANNEX 1: Methodology for assessment and evaluation mobility







The 2019 Biarritz Progress Report is the fourth G7 comprehensive accountability report after Muskoka (2010), Lough Erne (2013) and Ise-Shima (2016). It covers 48 development and development-related commitments agreed upon by the G7 leaders since 2006 in the field of aid and aid effectiveness, economic development, health, food security, education, equality, governance, peace and security, environment, and energy, as well as human mobility.

This report is based on a scorecard approach: in order to ensure consistency and comparability, it uses the same methodology, indicators, and data sources as the previous reports, relying on both quantitative and qualitative

information. Although G7 accountability reports always favour collective assessments, some commitments are reported on individually, for methodological reasons.




Based on a “traffic light” methodology, the 48 commitments included in the Biarritz Progress Report are rated as excellent, good, satisfactory, below expectations or off-track according to their implementation status. For each commitment, the implementation status corresponds to the average of equally weighted indicators, based on the data collected since the baseline year (i.e. the year the commitment was taken).

The assessment methodology is agreed upon by the G7.

Score	Verbal scale	Numeric scale	Definition
	Excellent	100-81%	The commitment was perfectly or almost perfectly achieved. The target situation was perfectly or almost perfectly realized, or the pace of improvement was excellent.
	Good	80-61%	The commitment was mostly or well achieved. The target situation was mostly or well achieved, or the pace of improvement was good.
	Satisfactory	60-41%	The commitment was minimally achieved to satisfaction. The target situation was minimally achieved to satisfaction, or the pace of improvement was minimally satisfactory.
	Below expectations	40-21%	The commitment was not achieved to satisfaction or was below the stated expectation. The target situation was not achieved to satisfaction or was below the stated expectation, or the pace of improvement was below the stated expectation.
	Off track	20-0%	The commitment was not or almost not achieved. The target situation was not or almost not achieved, or the pace of improvement was off track.
N/A	Unable to judge	N/A	No information was available for judgment/determination.
	New commitment	N/A	Commitments on which the G7 is reporting for the first time (including those taken in 2018 at the Charlevoix Summit) and for which no information was available for judgment.

For the first time, the Progress Report also indicates the trend for each commitment since the previous Progress Report (Ise-Shima, 2016). If the commitment was not scored in the Ise-Shima report, progress is assessed on the analysis of information and data collected from 2015 to the

latest year. When recent progress shows a trend that is different than the evolution of the score from Ise-Shima, it is assessed based on the evolution of the latest data available from 2015.

Progress	Verbal Scale	Definition
	Increasing	The score has increased since the last report (Ise-Shima 2016 Progress Report).
	Stable	The score has remained stable since the last report (Ise-Shima 2016 Progress Report).
	Decreasing	The score has decreased since the last report (Ise-Shima 2016 Progress Report).
New		The commitment was taken after the Elmau Summit.
N/A		No information was available for judgement/determination.

ANNEX 2: 2019 G7 Food Security Working Group Financial Report on Food Security and Nutrition

ELMAU ACCOUNTABILITY REPORT (data 2017)

Indicator 1	Definition	Data & signals								
<p>Trend of hunger and malnutrition</p> <ul style="list-style-type: none"> • Number of people suffering from hunger • Number of people suffering from stunting <p>Data sources: Alignment with SDG2 Monitoring (e.g. FAO SOFI; UNICEF-World Bank Stunting Database; UNICEF, WHO, World Bank Group, joint child malnutrition)</p>	<p>Indicator 1. Trend of hunger and malnutrition Number of People suffering from hunger worldwide and more specifically in sub-Saharan Africa Number of people suffering from stunting worldwide and more specifically in sub-Saharan Africa</p>	<p>Hunger: According to the SOFI 2018, global hunger is still on the rise, affecting 10.9% of the global population. It is estimated that the number of chronically undernourished people increased from 815 million in 2016 to 821 million in 2017 worldwide. In sub-Saharan Africa, 236 million people were undernourished in 2017.</p> <p>Stunting: According to the UNICEF/WHO/World Bank Group Joint Child Malnutrition Estimates, stunting affected an estimated 150.8 million children under 5 globally in 2017 dropping from 157.3 million in 2015 and 154.8 million in 2016. In sub-Saharan Africa, 55.7 million children under 5 were stunted in 2017.</p>								
"Indicator 2: (consists of 7 indicators)"		Data & signals								
Indicator 2-1	Definition	Signals (proxy)								
<p>Percentage of G7 member programmes on agriculture and rural development that include objectives and expected results to increase the incomes of smallholder farmers</p> <p>Data source: G7 self-reporting by G7 members</p>	<p>Number of committed G7 agriculture and rural development programmes (CRS Code 311, 32161, 312,313, 43040) in partner countries with objectives and expected results to increase incomes of smallholders Divided by total number of G7 agriculture and rural development programmes (CRS Code 311, 32161, 312,313, 43040); Multiplied by 100</p> <table border="1"> <thead> <tr> <th colspan="2">Thresholds</th> </tr> </thead> <tbody> <tr> <td>★</td> <td>less than 25%</td> </tr> <tr> <td>★★</td> <td>25-50%</td> </tr> <tr> <td>★★★</td> <td>more than 50%</td> </tr> </tbody> </table>	Thresholds		★	less than 25%	★★	25-50%	★★★	more than 50%	<p style="text-align: right;">★★★★</p> <p>G7 1,512 programmes/ 2,432 programmes = 62.17%</p>
Thresholds										
★	less than 25%									
★★	25-50%									
★★★	more than 50%									

Indicator 2-2	Definition	Signals (proxy)		
<p>Percentage of resources committed to agriculture that include specific gender objectives</p> <p>Data Source: OECD DAC database (OECD Stat)</p>	<p>Volume of commitments dedicated to CRS Code 310 (i.e. 311, 312, 313) that is targeted at gender equality and women's empowerment (OECD DAC marker for Gender equality and women's empowerment 1 or 2), divided by total volume of commitments dedicated to CRS Code 310 (i.e. 311, 312, 313); Multiplied by 100</p>	G7	<p style="text-align: right;">★★★</p> <p>Marker 1: USD 4,064.23 million / 5,652.03 = 71.91%</p> <p>Marker 2: USD 14.92 million / 5,652.03 = 0.26%</p>	
	Thresholds			
	★			less than 30% with Marker 1 and 2
	★★★			30-50% with Marker 1 and 2, with more than 0% with Marker 2 ("Principal")
★★★★	more than 50% with Marker 1 and 2, with at least 5% with Marker 2 ("Principal")			
Indicator 2-3	Definition	Signals (proxy)		
<p>G7 donors' performance standards for ODA-supported investment instruments are reviewed to be aligned with the VGGT and the Principles for Responsible Investment in Agriculture and Food Systems</p> <p>Data Source: Self-reporting by G7 members</p>	<p>Performance standards for ODA-supported investment instruments are reviewed to be aligned with the VGGT and the Principles for Responsible Investment in Agriculture and Food Systems.</p>	G7	<p style="text-align: right;">★★★</p> <p>Three G7 members review their ODA investments instruments to ensure that they are aligned with the VGGT. For example, France has developed an ex-ante evaluation grid for agricultural investment projects that are link to land holding and based on recommendations from the VGGT. The EU standard indicators for blending projects include due diligence reports for projects that affect land and property rights in line with the guidelines. Two members have started a process to do so.</p>	
	Thresholds			
	★			No review of consistency with VGGT and the Principles
	★★★			Review process started and ongoing
	★★★★			Review has taken place and standards are aligned with the VGGT
★★★★	... and the Principles			

Indicator 2-4	Definition	Signals (proxy)		
<p>Percentage of resources committed to agriculture that include climate adaptation and/or mitigation objectives</p> <p>Data sources: OECD DAC database (OECD stat)</p>	<p>Volume of commitments dedicated to CRS Code 310 (i.e. 311, 312, 313) that is targeted at climate adaptation and/or mitigation (OECD DAC marker climate change adaptation 1 or 2; mitigation 1 or 2) , divided by total volume of commitments dedicated to CRS Code 310 (i.e. 311, 312, 313); Multiplied by 100</p>	G7	<p style="text-align: right;">★ ★ ★</p> <p>Adaptation 1+2: USD 3,557.82 million/ 5,846.63 = 60.85%</p> <p>Mitigation 1+2: USD 1,569.51 million/ 5,846.63 = 26.84%</p>	
	Thresholds			
	★			less than 20% with Adaptation and/or Mitigation Marker 1 and 2
	★ ★			20-40% with Adaptation and/or Mitigation Marker 1 and 2
★ ★ ★	more than 40% with Adaptation and/or Mitigation Marker 1 and 2			
Indicator 2-6	Definition	Signals (proxy)		
<p>G7 strategic focus to strengthen linkages between short-, medium- and long-term food security and nutrition support/ programmes and to enhance transition between relief and development</p> <p>Data sources: Self-reporting by G7 members</p>	<p>Existence (in G7 members administrations) of a multi-sectoral strategy to strengthen linkages between short-medium-and long-term food security and nutrition support, and its implementation exist or not</p>	G7	<p style="text-align: right;">★ ★ ★</p> <p>Most G7 countries (6/8) have a multi-sectoral strategy to strengthen linkages between short-medium- and long-term food security and nutrition support that is being implemented.</p>	
	Thresholds			
	★			No strategy
	★ ★			Process of strategy development ongoing
★ ★ ★	Strategy developed and being implemented			

Indicator 2-7	Definition	Signals (proxy)		
<p>G7 governments have provided technical support and/or funding to improve and/or expand capacities to collect, analyze, and/or use food security and nutrition indicators in support of SDG2 targets</p> <p>Data sources: Self-reporting by G7 members</p>	Existence of specific programmes/projects aiming at expanding capacities to collect, analyze, and/or use food security and nutrition indicators in support of SDG2 targets.		<p style="text-align: right;">★★★</p> <p>Most G7 countries (6/8) support programs or have programme in preparation aiming at expanding capacities to collect, analyze, and/or use food security and nutrition indicators in support of SDG2 targets. For example, Italy supports the FAO programme "Global strategy to Improve Agricultural and Rural Statistics", US support the 50 x 2030 Initiative which aims at closing the agricultural data gap in 50 countries by 2030; and Japan offers bilateral technical assistance in this field through JICA such as Statistical Institute for Asia and the Pacific.</p>	
	Thresholds			
	★	No programmes		G7
	★★	Programmes under definition		
★★★	Programmes ongoing			
Indicator 3-1	Definition	Signals (proxy)		
<p>G7 members Direct Assistance for agriculture, fishing, food security and nutrition</p> <p>Data sources: Self-reporting by G7 members</p>	<p>Absolute disbursement by G7 members dedicated to CRS Codes 311, 313, 32161, 520, 72040, 12240 worldwide</p> <p>Absolute disbursement by G7 members dedicated to CRS Codes 311, 313, 32161, 520, 72040, 12240 for sub-Saharan Africa</p>	G7	<p>Worldwide: USD 11,232.92 million</p> <p>sub-Saharan Africa: USD 5,610.12 million</p>	
Indicator 3-2	Definition	Signals (proxy)		
<p>G7 members other assistance with explicit objectives to improve people's food security and/or nutrition</p> <p>Data sources: Self-reporting by G7 members</p>	<p>Disbursement by G7 members dedicated to CRS Codes 112, 12220, 12261, 12281, 13020, 140, 16010, 16050, 16062, 210, 23210, 23310, 24030, 24040, 25010, 312, 32165, 32267, 41010, 41030, 43030, 43040, 73010, 74010 with KEYWORDS SEARCH APPROACH (see sheet Indicator 3_Methodology).</p>	G7	<p>USD 6,222.71 million</p>	

* all amounts are in million USD

Breakdown by Channel and Sector			G7
Multilateral	FAO	Core (92%)	176.90
	WFP	Core (91%)	147.39
	WHO	Core (2%)	3.26
	UNICEF	Core (11%)	30.17
	CGIAR	Core (55%)	27.31
	IFAD	Core (82%)	171.50
	World Bank Group	WB Core (2%)	105.69
		Global Agriculture and Food Security Program (Public Sector Window)	39.89
		IFC (Private Sector Window and Agribusiness Investment)	0.00
	AfDB	Core (12%)	36.97
	ADB	Core (8%)	38.7
	IDB	Core (2%)	1.65
	EBRD	Core (2%)	0.21
Others*	Earmarked voluntary contributions	200.52	

Acronyms and abbreviations

AIDS	Acquired Immune Deficiency Syndrome
AEEP	Africa-EU Energy Partnership
AFA	French Anticorruption Agency
AFD	French Development Agency
AfDB	African Development Bank
AfDF	African Development Fund
AFRITAC	Africa Regional Technical Assistance Center
AFSI	L'Aquila Food Security Initiative
AfT	Aid for Trade
AICS	Italian Agency for Development Cooperation
AMC	Advance Market Commitments
AMISOM	African Union Mission in Somalia
AML	Anti-Money Laundering
AMR	Antimicrobial Resistance
APEC	Asia-Pacific Economic Cooperation
APF	African Peace Facility
APRRP	African Peacekeeping Rapid Response Partnership
APSA	African Peace and Security Architecture
ARC	African Risk Capacity Agency
AREI	Africa Renewable Energy Initiative
ARIN-AP	Asset Recovery Interagency Network - Asia Pacific
AsDB	Asian Development Bank
ASEAN	Association of Southeast Asian Nations
AU	African Union
AUC	African Union Commission
AWG	Accountability Working Group
BEPS (or MLI)	OECD's Base Erosion and Profit Shifting
BMZ	German Federal Ministry for Economic Cooperation and Development

CAADP	Comprehensive Africa Agriculture Development Programme
CAR	Comprehensive Accountability Report
CBD	Convention on Biological Diversity
CCSI	Columbia Center on Sustainable Investment
CDC	UK's Development Finance Institution
CEFM	child, early and forced marriage
CFE	WHO's Contingency Fund for Emergencies
CFPOA	Corruption of Foreign Public Officials Act
CFS-RAI	Principles for Responsible Investment in Agriculture and Food Systems of the Committee on World Food Security
CIHR	Canadian Institutes of Health Research
Civipol	International Technical Cooperation Operator of the French Ministry of the Interior
CONNEX	Strengthening Assistance for Complex Contract Negotiations
COP	Conference Of the Parties
CPA	Canadian Police Arrangement
CPD	UN Commission on Population and Development
CREWS	Climate Risk and Early Warning Systems
CRIMJUST	EU prosecutions and the cooperation agency
CRIMLEA	EU Critical Maritime Routes Law Enforcement Agencies
CRS	OECD's Creditor Reporting Standard
CRSV	Conflict-related Sexual Violence
CSDP	Common Security and Defence Policy
CSO	civil society organization
DAC	OECD's Development Assistance Committee
DBSA	Development Bank of Southern Africa
DFC	Development Finance Corporation
DFID	UK's Department For International Development

DFIs	Development Finance Institutions
DG DE-VCO	Directorate-General for International Cooperation and Development
DG ECHO	Directorate-General for European Civil Protection and Humanitarian Aid Operations
DG NEAR	Directorate-General for European Neighbourhood Policy and Enlargement Negotiations
DNDi	Drugs for Neglected Diseases initiative
DRC	Democratic Republic of the Congo
DRM	domestic resource mobilization
EASFSec	Eastern Africa Standby Force Secretariat
ECOMIB	Economic Community of West African States (ECOWAS) Mission in Guinea-Bissau
ECOWAS	Economic Community of West African States
ECW	Education Cannot Wait
EIB	European Investment Bank
EIFORCES	Cameroonian International School of Security Forces
EIP	European External Investment Plan
EITI	Extractive Industries Transparency Initiative
ElectriFI	Electrification Financing Initiative
EOI	Exchange Of Information
ESMAP	World Bank Energy Sector Management Assistance Program
ESTMA	Extractive Sector Transparency Measures Act
EU	European Union
EUAM IRAQ	EU Advisory Mission in support of security sector reform in Iraq
EUAM UKRAINE	EU Advisory Mission in Ukraine
EUBAM LIBYA	EU Border Assistance Mission in Libya
EUCAP RACC	EU Capacity Building Mission - Regional Advisory and Coordination Cell
EUCAP SAHEL MALI	EU Capacity Building Mission in Mali
EUCAP SAHEL NIGER	EU Capacity Building Mission in Niger
EUFOR ALTHEA	European Union Force Bosnia and Herzegovina
EU-JAMRAI	EU Joint Action Antimicrobial Resistance and Healthcare-Associated Infections

EULEX KOSOVO	EU Rule of Law Mission in Kosovo
EUMM GEORGIA	EU Monitoring Mission in Georgia
EUNA-VFOR	EU Naval Force Atalanta
EUTF	EU Emergency Trust Fund for Africa
EUTM RCA	Military training mission in the Central African Republic
EUTM SOMALIA	EU Training Mission in Somalia
FAO	Food and Agriculture Organization
FATF	GAFI Financial Action Task Force
FCPA	US Department of Justice's Foreign Corrupt Practices Act
FEMA	US Federal Emergency Management Agency
FFM	UNICEF-WHO-UNFPA-UN Women French Muskoka Fund
FFR	Financing Facility for Remittances
FGM	female genital mutilation
FIND	Foundation for Innovative New Diagnostics
FOIA	Freedom Of Information Act
FPI	Foreign Policy Instruments
FPU	Formed Police Unit
FSS	Forward Spending Survey
FTI	Fast-Track Initiative
FTP	G7 Fast-Track Partnership
GATF	Global Alliance for Trade Facilitation
Gavi	the Vaccine Alliance
GCF	Green Climate Fund
GCM	Global Compact for Safe, Orderly and Regular Migration
GEF	Global Environment Facility
GEMS	Growth and Employment in States
GET.pro	Global Energy Transformation Programme
GF	Global Forum
GFAR	Global Forum on Asset Recovery
Global Fund	Global Fund to Fight AIDS, Tuberculosis and Malaria
GFF	Global Financing Facility
GHSA	Global Health Security Agenda

GIZ	German Development Agency
GNI	Gross National Income
GOARN	WHO Global Outbreak Alert and Response Network
GOGIG	Ghana Oil and Gas for Inclusive Growth
GPE	Global Partnership for Education
GPEDC	Global Partnership for Effective Development Co-operation
GPEI	Global Polio Eradication Initiative
GW	gigawatt
HIV	Human Immunodeficiency Virus
HMRC	Her Majesty's Revenue and Customs
HSS	Health Systems Strengthening
IATI	International Aid Transparency Initiative
ICGLR	International Conference on the Great Lakes Region
ICMA	International Capital Market Association
ICRC	International Committee of the Red Cross
ICRI	International Coral Reef Initiative
IDA	International Development Association
IDB	Inter-American Development Bank
IDP	Internally Displaced Person
IEA	International Energy Agency
IFAD	International Fund for Agricultural Development
IFC	International Finance Corporation
IFFIm	International Finance Facility for Immunisation
IFRC	International Federation of Red Cross and Red Crescent Societies
IGAD	Intergovernmental Authority on Development
IHP+	International Health Partnership
IHR	WHO's International Health Regulations
ILO	International Labour Organization
IMO	International Maritime Organization
IMF	International Monetary Fund
INSERM	French National Institute of Health and Medical Research
INTERPOL	International Criminal Police Organization
IOM	International Organization for Migration

IPBES	Intergovernmental Science-Policy Platform on Biodiversity and Ecosystem Services
IPO	Individual Police Officer
IPPF	Infrastructure Project Preparation Facility
IPPOS	International Police Peacekeeping Operations Support
IRENA	International Renewable Energy Agency
ISA	International Solar Alliance
ITF	EU-Africa Infrastructure Trust Fund
IUCN	International Union for Conservation of Nature
JA	Joint Action
JEE	Joint External Evaluation
JICA	Japan International Cooperation Agency
KfW	German KfW Development Bank
KSPTA	Knowledge Sharing Platform for Tax Administrations
LAND	Land Administration to Nurture Development
LDC	least developed country
LGAF	Land Governance Assessment Framework
LIC	low income country
LLDC	landlocked developing country
LMIC	low and middle income country
LOI	Letter Of Intent
MAST	Mobile Applications to Secure Tenure
MCPAs	Marine and Coastal Protected Areas
MDAT-GoG	Maritime Domain Awareness for Trade – Gulf of Guinea
MDBs	Multilateral Development Banks
MEETAfrica	European Mobilization for Entrepreneurship in Africa
MHEWS	Multi-Hazard Early Warning Systems
MINU-JUSTH	United Nations Mission for Justice Support in Haiti
MINUSCA	United Nations Multidimensional Integrated Stabilization Mission in the Central African Republic
MINUSMA	United Nations Multidimensional Integrated Stabilization Mission in Mali
MLA	Mutual Legal Assistance
MNJTF	Multinational Joint Task Force
MONUSCO	United Nations Organization Stabilization Mission in the Democratic Republic of the Congo

MSH	French Ministry of Solidarity and Health
MSI	multi-stakeholder initiative MSMEs micro, small, and medium enterprises
MW	megawatt
NAFSN	New Alliance for Food Security and Nutrition
NAP	National Action Plan on Women, Peace, and Security
NATO	North Atlantic Treaty Organization
NCLR	National Commission for Land Reform
NEPAD	New Partnership for Africa's Development
NCP	National Contact Point
NGO	non-governmental organization
NMLRA	National Money Laundering Risk Assessment
NRCan	Minister of Natural Resources
NTD	neglected tropical disease
ODA	Official Development Assistance
OECD	Organization for Economic Co-operation and Development
OGP	Open Government Partnership
OIE	World Organisation for Animal Health
ONF-BF	Burkina Faso's National Land Observatory
ONS	Office for National Statistics
OPIC	Overseas Private Investment Corporation
OSBP	one stop border post
OSCE	Organization for Security and Co-operation in Europe
OSPAR	Marine environment of the North-East Atlantic protection mechanism (named in relation to the Oslo and Paris Conventions)
PacWaste Plus	Pacific-EU Waste Management Programme
PAHO	Pan American Health Organization
PCB	UNAIDS' Programme Coordination Board
PEF	World Bank's Pandemic Emergency Financing Facility
PHE	Public Health England
PICMA	Preventing Irregular Child Migration in Central America Project
PIP	Priority Investment Programme
PPDF	Project Preparation Development Facility
PPFS Fund	NEPAD Project Preparation and Research Facility

PPPs	Public Private Partnership
pre-SAAT	pre-Selection Assistance and Assessment Team
PSGG	Germany's Peace, Security and Good Governance Project
PSI	Private Sector Instrument
RMNCH	reproductive, maternal, newborn and child health
RSSH	Resilient and Sustainable Systems for Health
S2RAI	BMZ-EU co-financed Support to Responsible Agricultural Investment
SADC	Southern African Development Community
SADC RPTC	Southern African Development Community Regional Peacekeeping Training Centre
SDG	Sustainable Development Goal
SIDS	small island developing state
SOP	Standard Operating Procedure
SPREP	Secretariat of the Pacific Regional Environment Programme
SRGBV	school-related gender-based violence
SRHR	sexual and reproductive health and rights
StAR	Joint World Bank and UNODC Stolen Asset Recovery Initiative
TD	EU Transparency Directive
TDR	Special Programme for Research and Training in Tropical Diseases
TFA	WTO Trade Facilitation Agreement
TIWB	OECD's Tax Inspectors Without Borders initiative
TMEA	TradeMark East Africa
TOSSD	Total Official Support for Sustainable Development
TVET	Technical and Vocational Education and Training
UHC	Universal Health Coverage
UIS	UNESCO Institute for Statistics
UN	United Nations
UN GPML	Global Partnership on Marine Litter
UNAFEI	United Nations Asia and Far East Institute for the Prevention of Crime and the Treatment of Offenders
UNAIDS	Joint United Nations Programme on HIV and AIDS
UNCAC	United Nations Convention against Corruption
UNCTAD	United Nations Conference on Trade and Development

UNDESA	United Nations Department of Economic and Social Affairs
UNDP	United Nations Development Programme
UNEA	United Nations Environment Assembly
UNECE	United Nations Economic Commission for Europe
UNEP	United Nations Environment Programme
UNESCO	United Nations Educational, Scientific and Cultural Organization
UNES-CO-GEMR	UNESCO Global Education Monitoring Report
UNFPA	United Nations Population Fund
UNGA	United Nations General Assembly
UNHCR	United Nations High Commissioner for Refugees
UNICEF	United Nations Children's Fund
UNOCHA	United Nations Office for the Coordination of Humanitarian Affairs
UNODC	United Nations Office on Drugs and Crime
UNOPS	United Nations Office for Project Services

UNRWA	United Nations Relief and Works Agency for Palestine Refugees in the Near East
UNSCR	United Nations Security Council Resolution
UNSOC	United Nations Staff Officer Course
USAID	US Agency for International Development
USTDA	US Trade and Development Agency
V20	Vulnerable 20
VGGT	Voluntary Guidelines on the Responsible Governance of Tenure of Land, Fisheries and Forests in the Context of National Food Security
V-RMTC	Virtual Regional Maritime Traffic Centre
WB	World Bank
WFP	World Food Programme
WHE	WHO's Health Emergencies Programme
WHO	World Health Organization
WPS	Women, Peace and Security
WTO	World Trade Organization
3Ds	diplomacy, defence, development

Figures

Figure 1.1 G7 total ODA (net) as a share of GNI, 2007-2018	9
Figure 1.2 G7 countries' total ODA (net) to LDCs and countries other than LDCs (USD billion)	10
Figure 1.3 G7 total ODA (net) to LDCs and to LICs, SIDSs, landlocked developing countries, or LLDCs, and fragile states (as percentage of G7 total ODA*)	10
Figure 1.4 Global Partnership for Effective Development Cooperation Monitoring, 2016 (as percentage)	10
Figure 2.1 G7 countries' bilateral disbursements to trade facilitation in developing countries and in particular to LDCs, 2012-2017 (USD million)	20
Figure 2.2 G7 Donors -Total Aid for Trade (AFT) bilateral disbursements to Africa 2013-2017 (USD billion)	21
Figure 3.1 International HIV/AIDS assistance from the G7 (USD million)	36
Figure 3.2 G7 contribution to the GPEI, 2011-2018 (USD million)	36
Figure 5.1 G7 collective ODA disbursements to education, 2007-2017 (USD billion)	72
Figure 5.2 G7 ODA allocated to basic education in GPE partner countries, as % of G7 ODA to education in all developing countries accumulated total, 2007-2017 (USD million and percentage)	72
Figure 6.1 G7 bilateral contributions to gender equality and women's empowerment (USD billion and percentage)	78
Figure 7.1 G7 Gross Bilateral ODA for Anti-Corruption Organizations and Institutions (USD million)	86
Figure 7.2 G7 gross disbursement of bilateral ODA for sectors related to governance, including sectors related to anti-corruption (USD million)	86
Figure 8.1 G7 bilateral ODA to activities related to conflict, peace and security (USD million)	113
Figure 9.1 G7 members' bilateral gross ODA disbursements to power generation with renewable sources in Africa (USD million)	127
Figure 10.1 Average transaction cost of sending remittances from a specific country for G7 countries, 2011-2017 (percentage)	143

Tables

Table 1.1 G7 Total ODA (net) 2008-2017 (USD million, current and constant 2008 prices*)	9
Table 2.1 G7 contributions to the WTO, 2013-2018 (USD million)	21
Table 3.1 G7 ODA disbursements to health, 2011-2017 (USD million)	35
Table 3.2 G7 contribution to the Global Fund, 2006-2019 (USD million)	35
Table 3.3 The G7 proceeds to Gavi, 2016-2020 (USD million)	36
Table 4.1 Tracking the AFSI and related funding, January 2018 Update: Commitments and Disbursements (USD million)	60
Table 4.2 NAFSN LOIs implementation progress22	62
Table 4.3 NAFSN financial commitments by development partners (USD million and percentage)	64
Table 5.1 G7 contribution to the GPE, 2011-2018 (USD million)	71
Table 5.2 G7 gross bilateral ODA to education in fragile countries with the aim of achieving gender equality between women and men, boys and girls (USD million and percentage).....	71
Table 7.1 G7 contributions to the EITI International Secretariat (USD)	86
Table 9.1 G7 ODA commitments to biodiversity, 2011-2017 (USD million)	126
Table 9.2 G7 contribution to the International Union for Conservation of Nature, IUCN (USD thousand).....	126
Table 9.3 G7 Commitments to the GEF, 2011-2022 (USD million)	127

Editorial Board

G7 Accountability Working Group

Chair: France, represented by the French Ministry for Europe and Foreign Affairs/
Directorate-General for Global Affairs, Culture, Education and International Development

© MEAE 2019

Directorate-General for Global Affairs, Culture, Education and International Development

Graphic design and layout: Marion Raffaitin

Printing: Reprography Department of MEAE – DIL – La Courneuve

