

2006 St. Petersburg Final Compliance Update

Brian Kolenda & Matto Mildenberger – Co-Directors, Compliance Unit

Janet Chow – Chair, G8 Research Group

Dr. Marina Larionova – Director, G8 Research Group (Moscow)

Thüringer Landesvertretung, Berlin

1 June 2007



G8 Research Group



Acknowledgements

The G8RG Compliance Team

- ♣ Professor John Kirton, Director, G8 Research Group
- ♣ Madeline Koch, Managing Director, G8 Research Group
- ♣ Dr. Ella Kokotsis, Director of Analytical Research, G8 Research Group
- ♣ Dr. Marina Larionova, Chair, HSE Research Team
- ♣ Janet Chow, Student Chair, G8 Research Group
- ♣ Brian Kolenda, Co-Director, Compliance Unit
- ♣ Matto Mildemberger, Co-Director, Compliance Unit
- ♣ Laura Sunderland, Senior Researcher, G8 Research Group
- ♣ Katya Gorbunova, HSE Research Team Leader

Acknowledgements

Team Leaders

Héloïse Apestéguy-Reux
Brian Kolenda
Matto Mildemberger
Julia Muravska

Sadia Rafiquddin
Samreen Beg
Jeff Claydon
Michael Erdman

Courtney Hood
Susan Khazaeli
James Meers
Jonathan Scotland

Cliff Vanderlinden

University of Toronto Analysts

Zeeshawn Ali
Dunja Apostolov
John Alexander Ashbourne
Fritz Bartel
Greg Beres
Farnam Bidgoli
Viktor Brech
Giovanni Bruno
Navona Calarco
Frances Cation
Oana Chivaran
Christian Cianfrone
Rasta Daei
Gabriel De Roche
Hana Dhanji
Kirby Dier
Mark Donald
Kyle D'Souza
Qi Fang
Erin Fitzgerald
Charlotte Freeman-Shaw

Katrin Geenen
Yinuo Geng
Matthias Gerber
Aaron Ghobarah
Sandro Gianella
Gunwat Gill
Erin Haines
Ioana Hancas
Sina Hariri
Haley Hatch
John Howell
Sophia Huda
Stephanie Ing
Maria Delia Ionescu
Taleen Jakujyan
Katherine Kanczuga
Rustana Kardasovski
Adrianna Kardynal
Nadjiba Karimi
Sahar Kazranian
Aftab Khan

Aisha Khan
Susan Khazaeli
Mila Khodskaya
Sarah Kim
Sarah Koerner
Kathryn Kotris
Catherine Kunz
Augustine Kwok
Alexandra Lapin
Mariann Lau
Stephanie Law
Dana Lepshokova
Philippa Leslie
Anita Li
Iryna Lozynska
Ekaterina Mamontova
Aziza Mohammed
Sumera Nabi
Dediu Adina Nicoleta
Elvira Omarbagaeva
Egor Ouzikov

Hilary Peden
Bonny Poon
Kayla Pries
Jen Quito
Esmahan Razavi
Farah Saleem
Doug Sarro
Daniela Scur
Vera Serdiuk
Golta Shahidi
Dipna Singh
Joseph Tabago
Christopher VanBerkum
Frida Wallin
Jeremy Weiss
Venus Yam
Loretta Yau
Tatyana Zeljkovic

State University Higher School of Economics (Moscow) Analysts

Elena Bylina
Igor Churkin

Natalia Churkina
Maria Kaloshkina

Arina Shadrikova
Yulaj Sultanov

Yuriy Zaitsev



Contents

- I. Compliance**
- II. 2006 Final Compliance Results**
- III. Results by Country**
- IV. Results by Issue Area**
- V. Interim vs. Final Compliance**
- VI. Predicting Compliance**
- VII. Conclusion**
- VIII. HSE Compliance Report**
- IX. Alternative Perspectives**
- X. Contact**

I. Compliance

Why perform compliance assessments?

- ♣ Determine the overall effectiveness of the Summit process
- ♣ Assess to what extent the G8 process has an impact on sovereign states' policies
- ♣ Assess how much credibility the leaders bring to the Summit table
- ♣ Provide transparency and accountability to the Summits

Compliance reports assess to what extent the G8 members live up to commitments made at their annual summits



I. Compliance

Commitments

- ♣ G8 leaders agree to a diverse range of commitments at every Summit
- ♣ Commitments need to be:
 - Deliberate;
 - Discrete;
 - Future-oriented; and
 - Collectively expressed and publicly agreed upon

**G8 leaders agreed to 317 commitments
at St. Petersburg**



I. Compliance

Selecting commitments to analyse

♣ Primary Selection Criteria

- Importance for the summit, the G8 and the world
- Comprehensiveness
- Balance:
 - By document
 - Temporality
 - Geography
 - Ambition

♣ The G8 Research Group selected 20 St. Petersburg commitments as a representative sample



G8 Research Group

I. Compliance

What is “compliance”?

- ♣ Compliance happens when national governments alter behaviour to meet a summit target
- ♣ Compliance can take a number of forms:
 - Official reaffirmation
 - Internal bureaucratic review and representation
 - Budgetary and resource allocations are made or changed
 - New or altered programs, legislation and regulations

I. Compliance

Measuring compliance

- ♣ Method devised by Dr. Ella Kokotsis, Director of Analytical Studies, G8 Research Group
- ♣ Building on methodology first developed by Von Furstenberg and Daniels
- ♣ Each country's compliance with each issue assessed
- ♣ Three-tier scoring system:
 - +1: Full or nearly full compliance with a commitment
 - -1: Complete or nearly complete failure to implement a commitment
 - 0: A "work in progress"
- ♣ Interpretive guidelines were created for each commitment

I. Compliance

The compliance reports

- ♣ Two reports produced annually
- ♣ Interim reports
 - Prepared every January
 - Summarize G8 compliance from Summit through 31 December
- ♣ Final reports
 - Prepared immediately before following Summit
 - Assesses G8 compliance during the entire period between Summits

II. 2006 Final Compliance

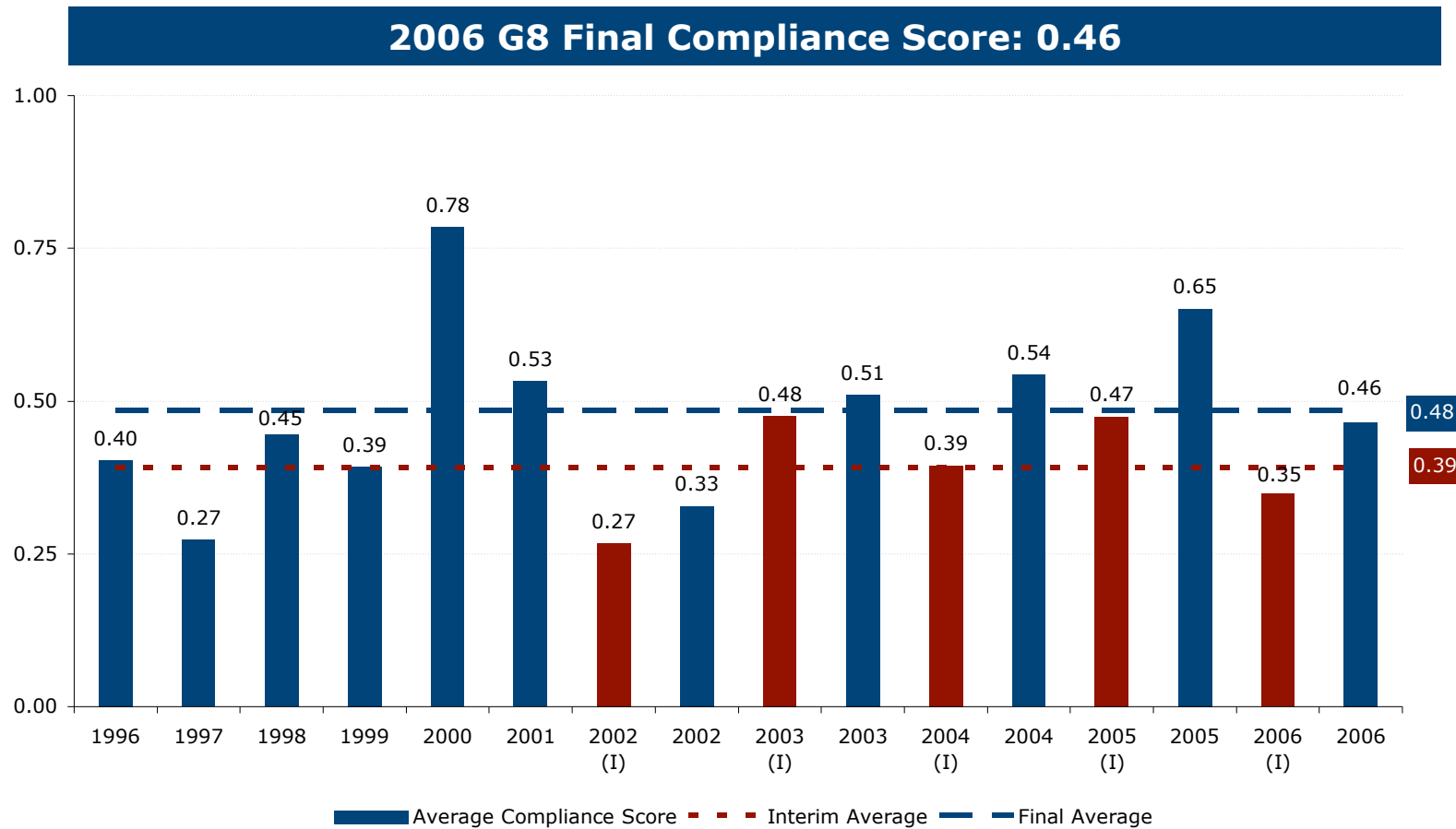
How has the G8 performed since St. Petersburg?

St. Petersburg Final Compliance Score: 0.46

- ♣ G8 countries have taken some actions to comply with their St. Petersburg commitments
- ♣ Significant efforts would have been needed to fully meet targets
- ♣ Lowest final compliance since Kananaskis
 - 0.65 - Gleneagles (2005)
 - 0.54 - Sea Island (2004)
 - 0.51 - Evian (2003)
 - 0.33 - Kananaskis (2002)
 - 0.53 - Genoa (2001)

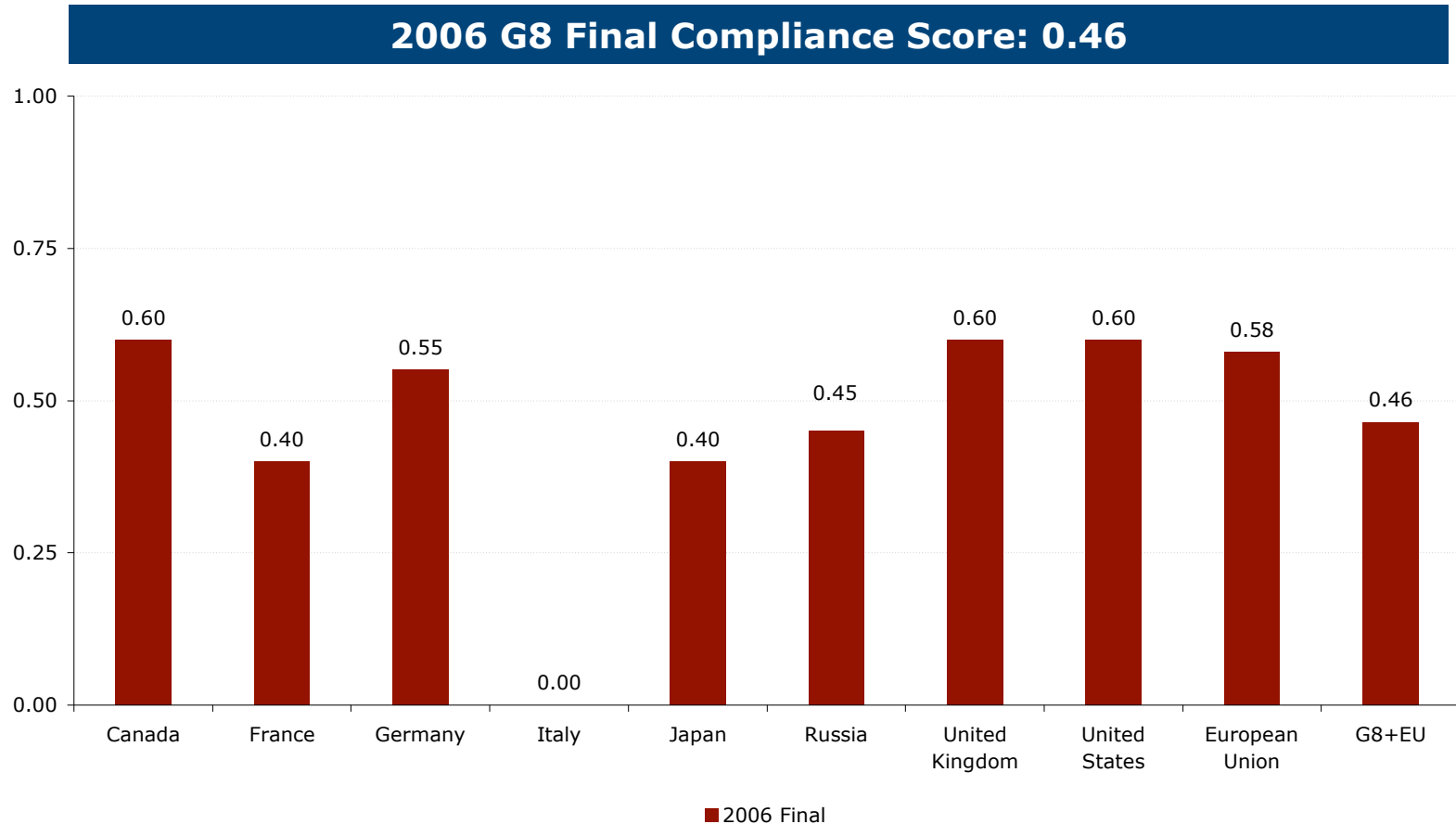
II. 2006 Final Compliance

G8 performance since 1996



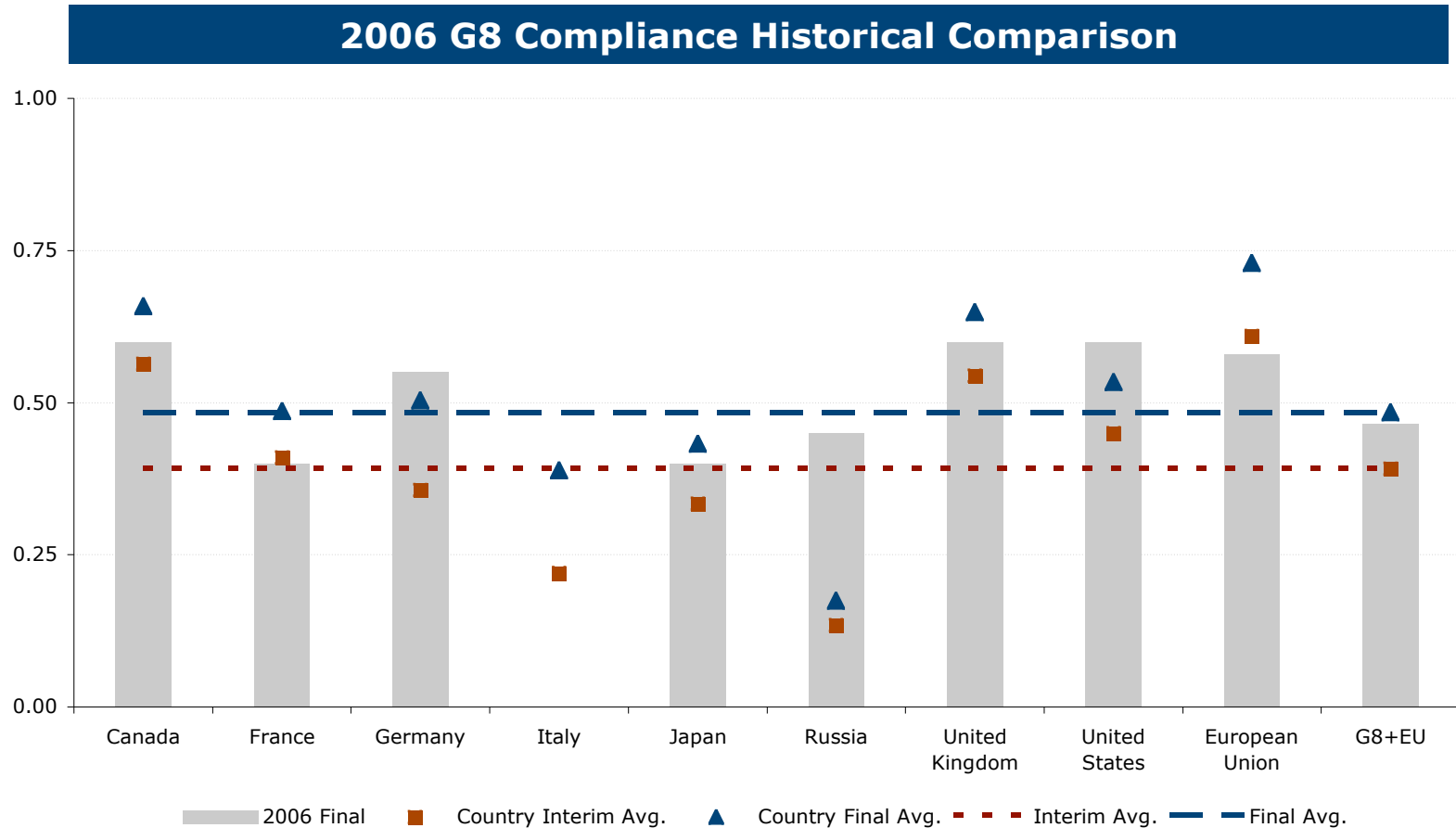
II. 2006 Final Compliance

2006 G8 performance



II. 2006 Final Compliance

2006 G8 performance (cont'd)



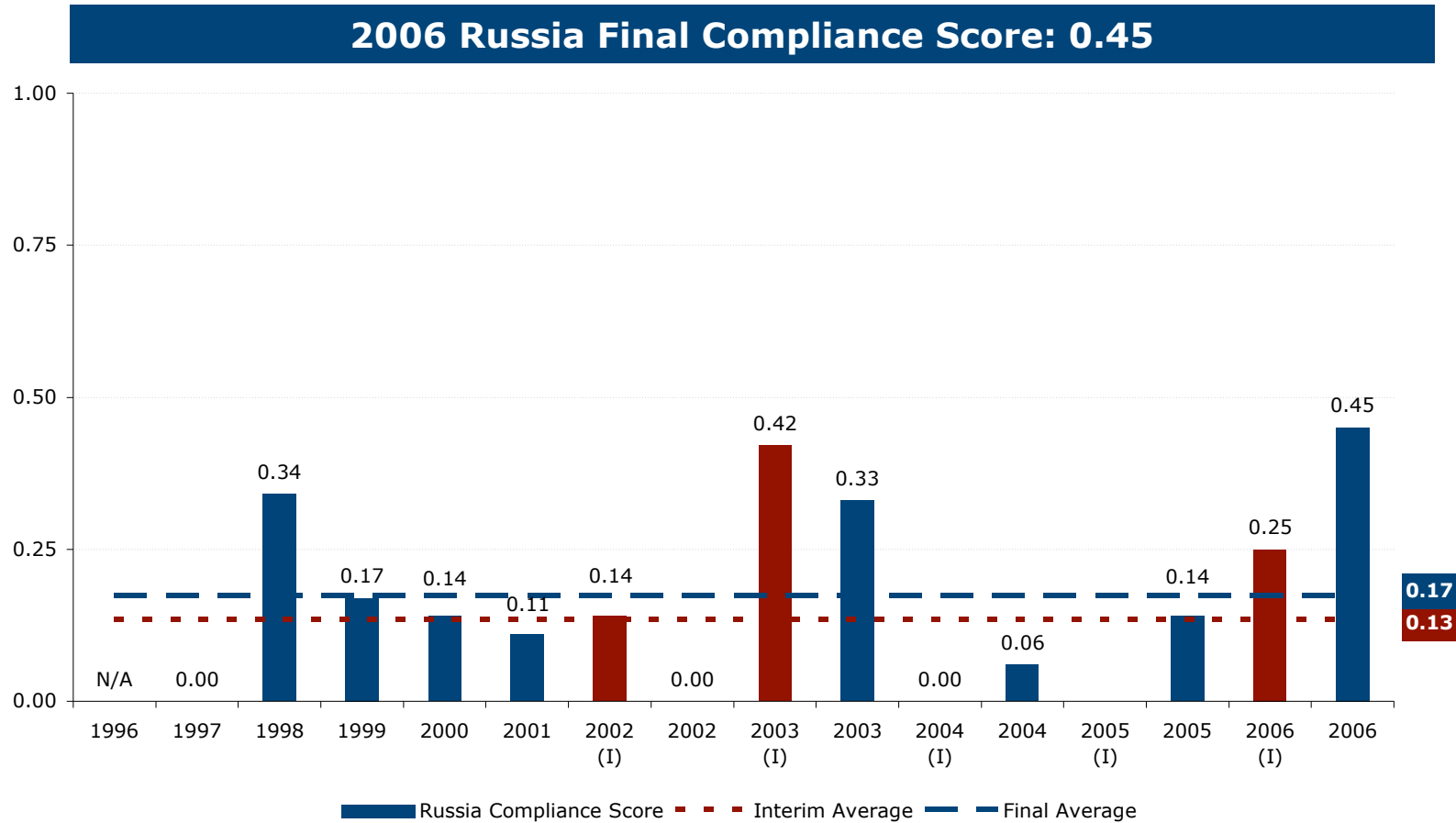
III. Results by Country

Compliance is generally down across the board

	2006 Final % Change 2005-2006	2006 Interim % Change 2005-2006
Canada	-12%	-8%
France	-11%	-16%
Germany	-18%	+9%
Italy	-23%	-34%
Japan	-8%	-18%
Russia	+27%	+28%
United Kingdom	-12%	-9%
United States	-18%	-19%
European Union	-17%	-13%
All G8 + EU	-12%	-8%

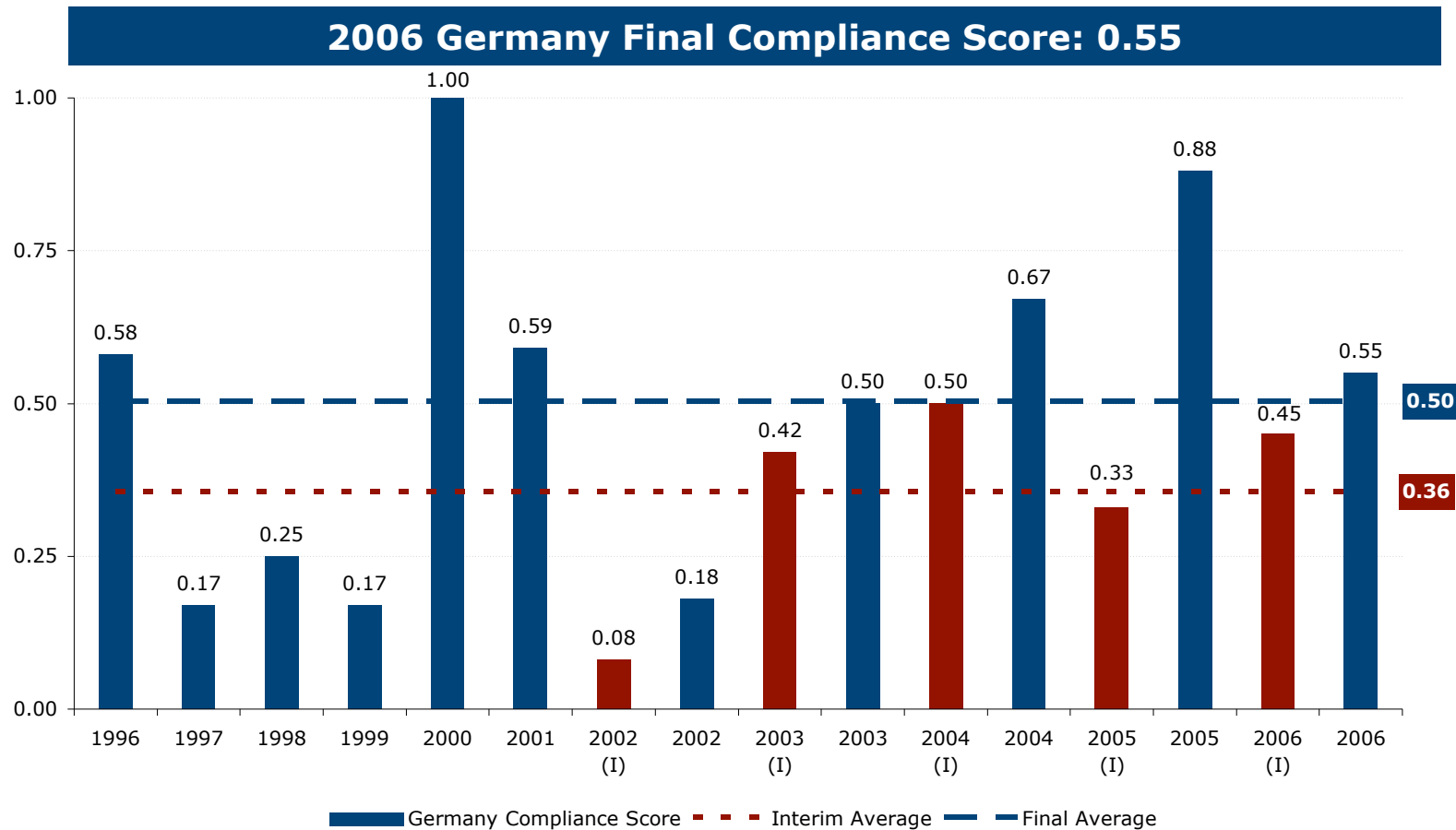
III. Results by Country

Host performance: How did Russia do?



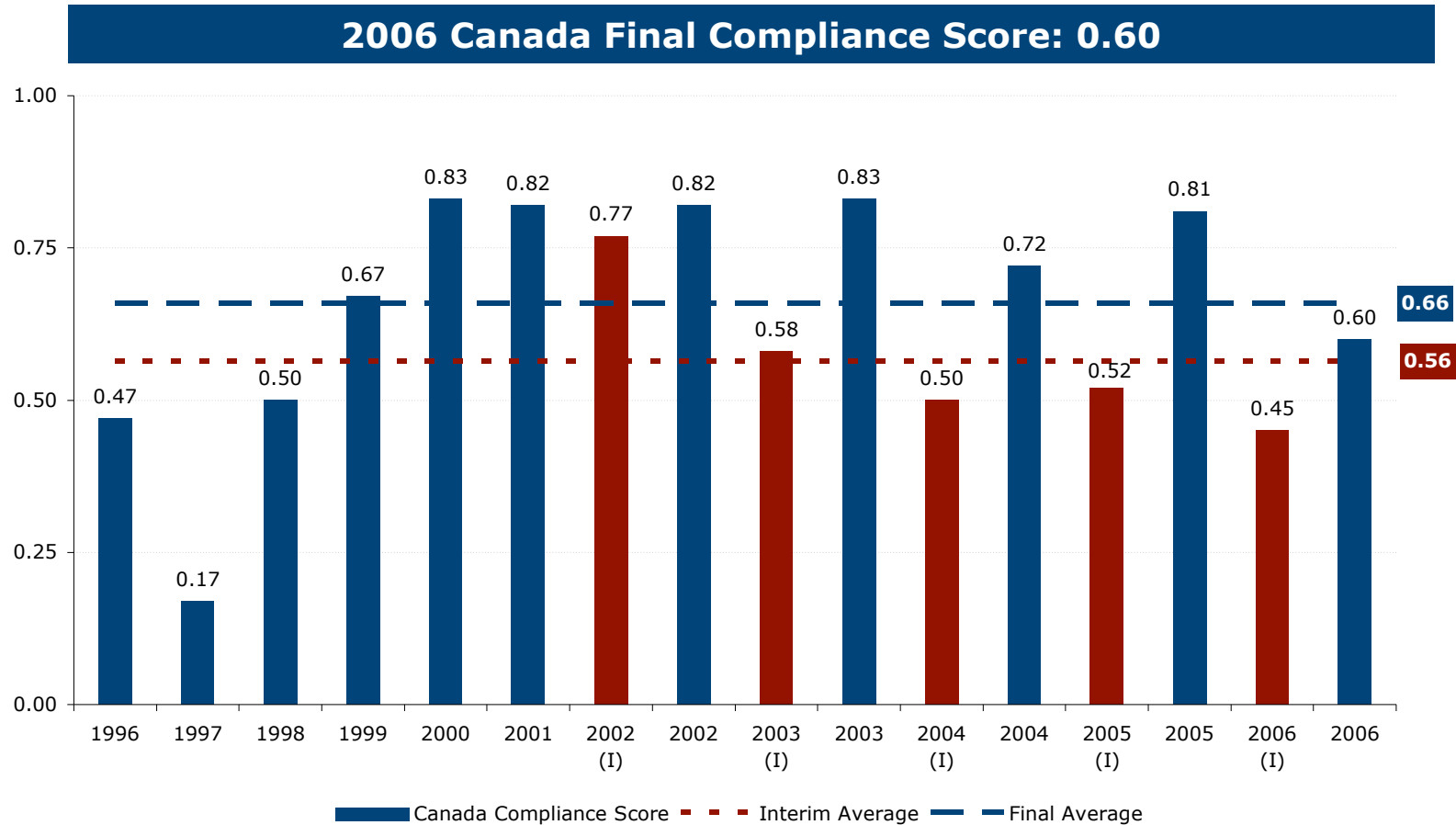
III. Results by Country

Germany's presidency: Off to a good start



III. Results by Country

Canada: Race to the Finish



IV. Results by Issue

Not all commitments are born(e) equal

- ♣ Russia identified three priority issue areas as host:
 - Energy Security
 - Health and Infectious Diseases
 - Education
- ♣ Some commitments are easier than others
- ♣ Different commitments place different burdens on each member
 - e.g. Climate Change, Global Partnership

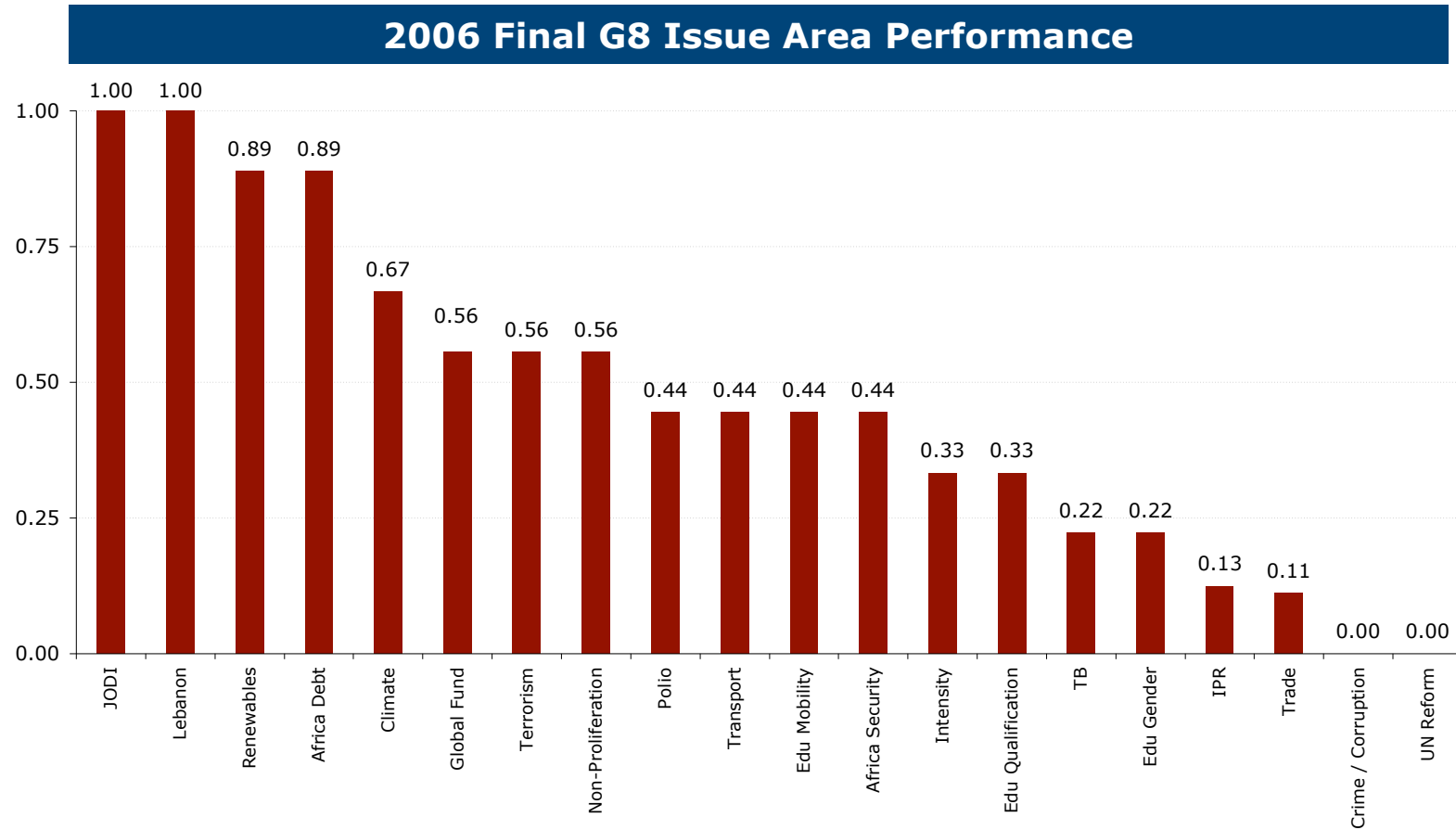
IV. Results by Issue

How did the G8 perform on the issues?

No. Issue Area	CAD	FRA	GER	ITA	JAP	RUS	UK	USA	EU	Issue Average
1 Health (Global Fund)	1	1	0	0	1	1	0	1	0	0.56
2 Health (Tuberculosis)	1	0	0	0	0	0	0	1	0	0.22
3 Health (Polio)	1	0	1	-1	0	1	1	1	0	0.44
4 Energy (Oil and Energy Reserve Data)	1	1	1	1	1	1	1	1	1	1.00
5 Energy Intensity	0	0	0	0	0	1	1	0	1	0.33
6 Surface Transport	1	0	1	0	0	0	0	1	1	0.44
7 Renewable Energy	1	0	1	1	1	1	1	1	1	0.89
8 Climate Change	0	1	1	0	1	0	1	1	1	0.67
9 Education (Academic Mobility)	0	1	1	0	0	1	0	0	1	0.44
10 Education (Qualification Systems)	0	0	1	0	0	0	0	1	1	0.33
11 Education (Gender Disparities)	1	1	0	-1	0	0	1	0	0	0.22
12 Africa (Security)	1	1	0	0	0	0	0	1	1	0.44
13 Africa (Debt Relief)	1	1	1	0	1	1	1	1	1	0.89
14 Transnational Crime and Corruption	0	0	0	0	0	0	0	0	0	0.00
15 Intellectual Property Rights	0	0	0	0	0	0	1	0	N/A	0.13
16 Trade (Export Subsidies, Agriculture)	0	-1	1	-1	1	0	1	0	0	0.11
17 Counter-terrorism (Energy)	1	1	0	0	0	0	1	1	1	0.56
18 Stabilization and Reconstruction (UN)	0	0	0	0	0	0	0	0	0	0.00
19 Global Partnership (Non-Proliferation)	1	0	1	0	1	1	1	0	0	0.56
20 Middle East (Lebanon)	1	1	1	1	1	1	1	1	1	1.00
Country Average:	0.60	0.40	0.55	0.00	0.40	0.45	0.60	0.60	0.58	

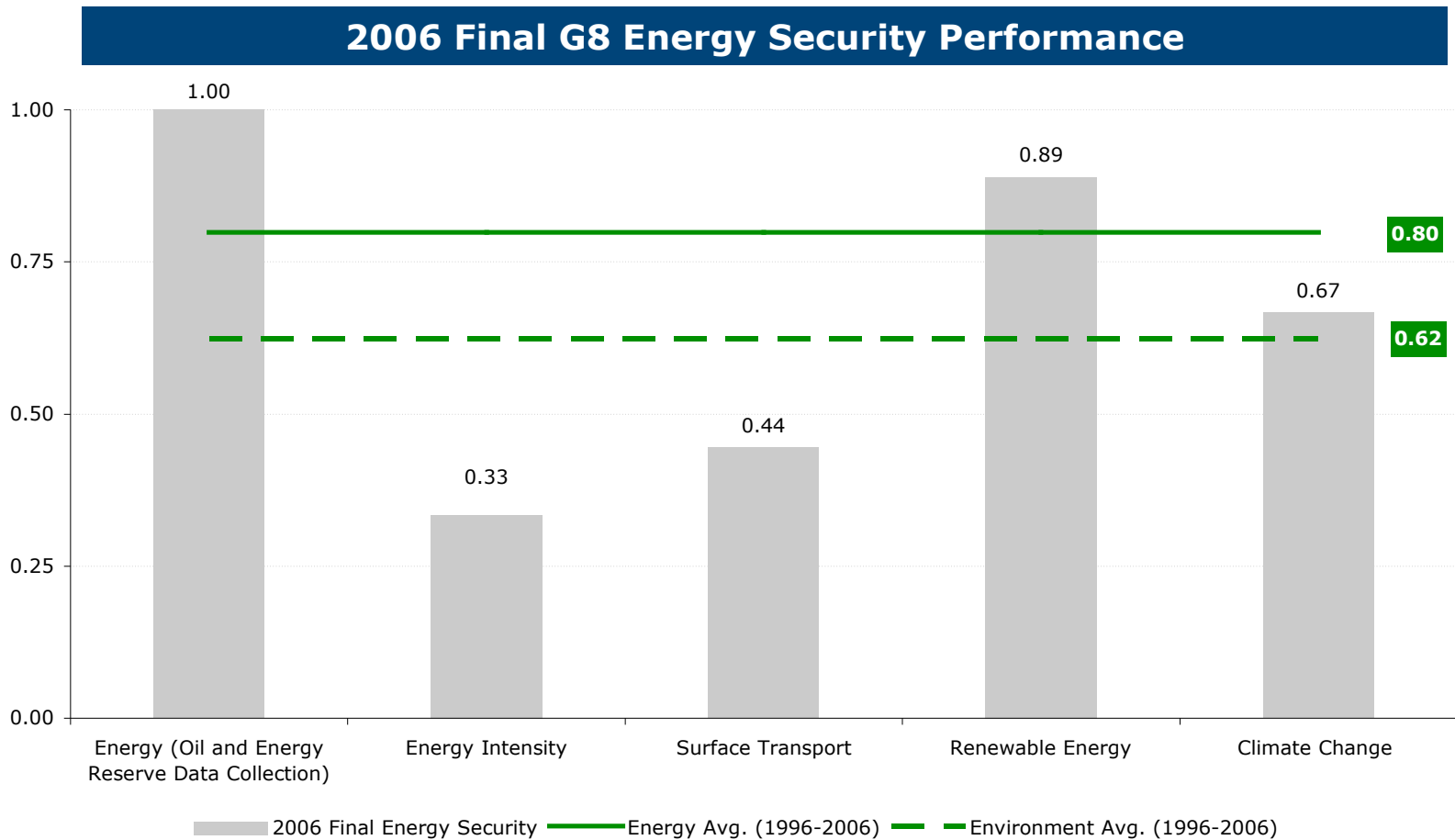
IV. Results by Issue

Issue areas sorted by compliance score



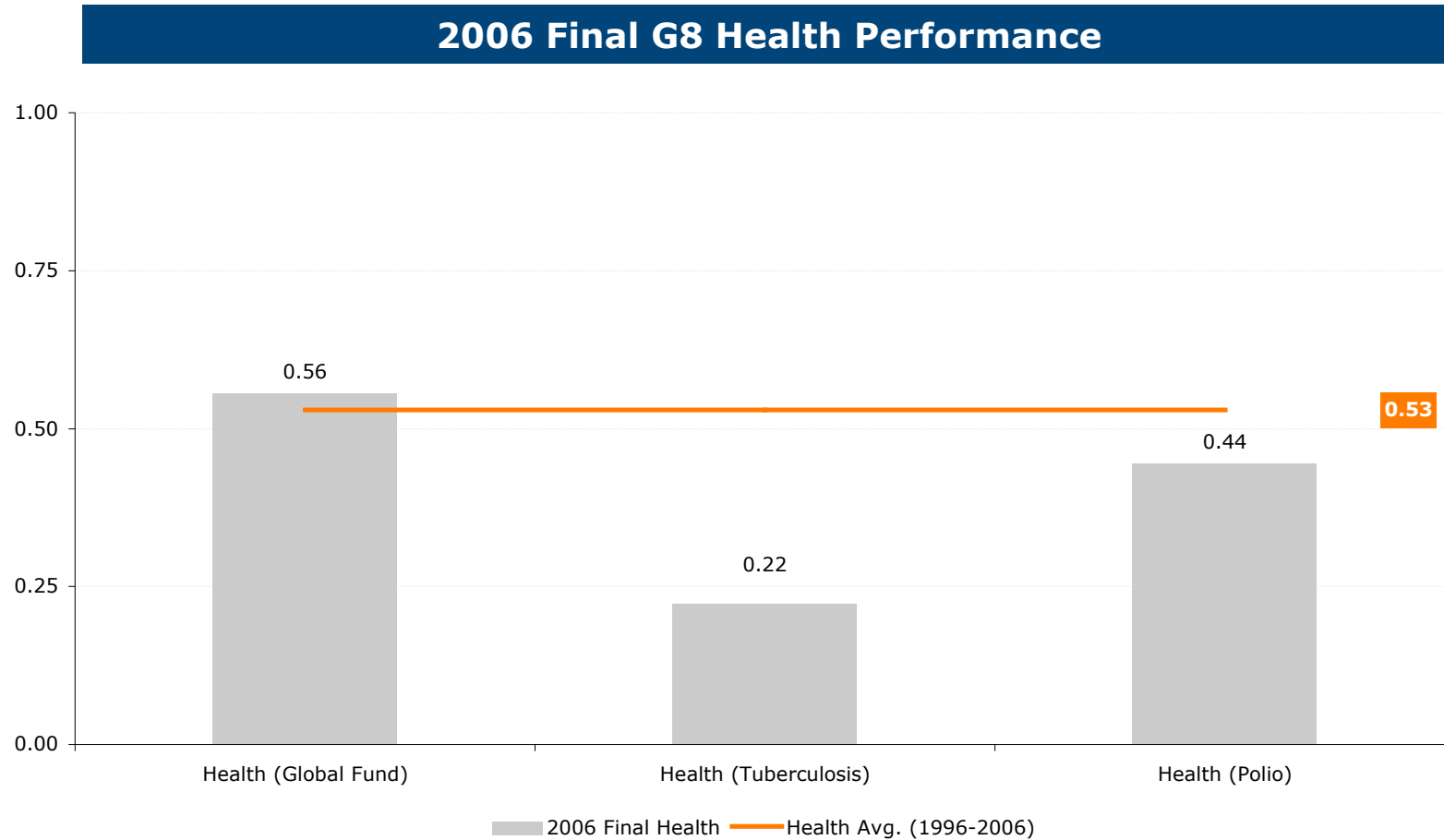
IV. Results by Issue

Energy Security



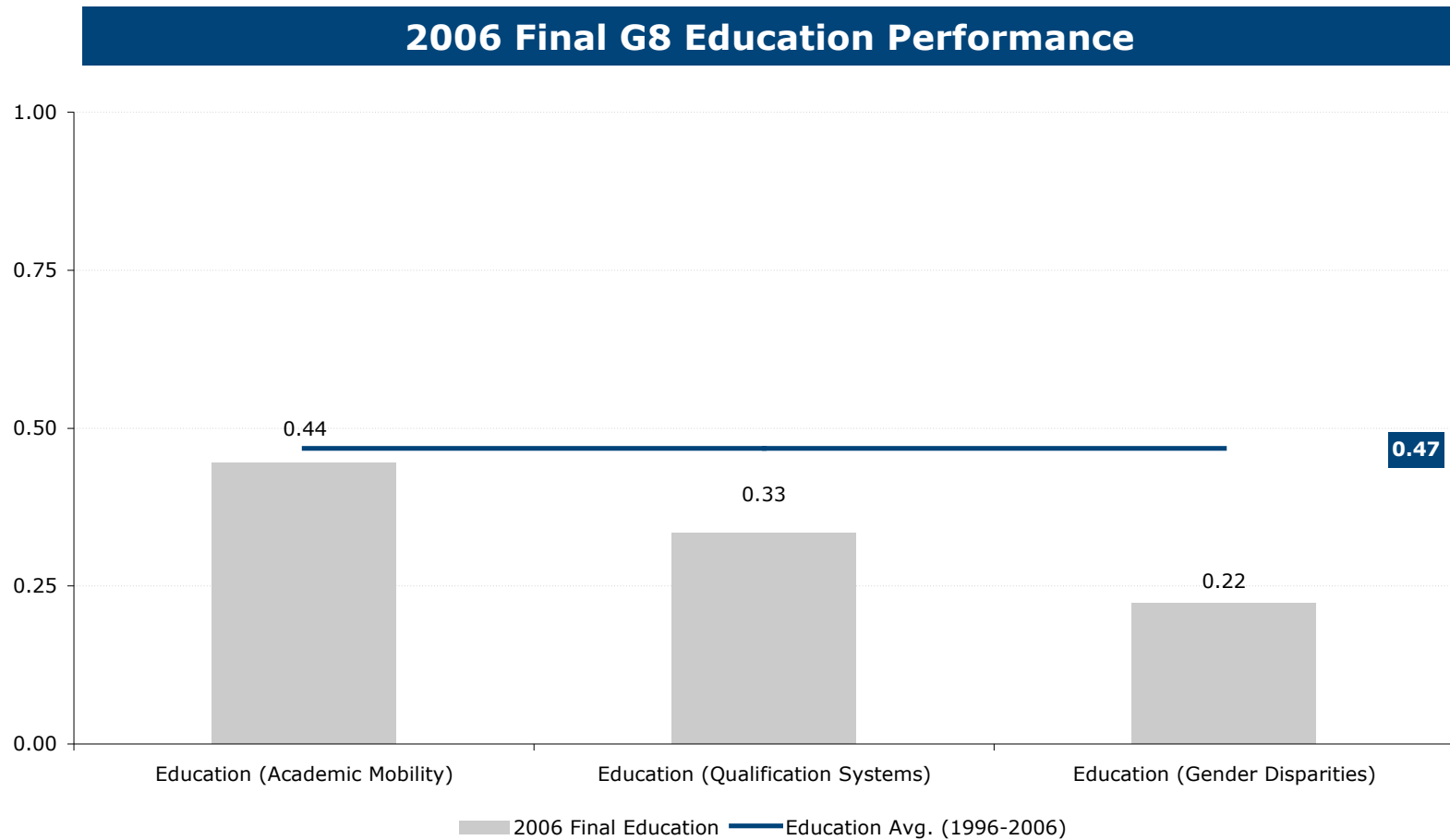
IV. Results by Issue

Health



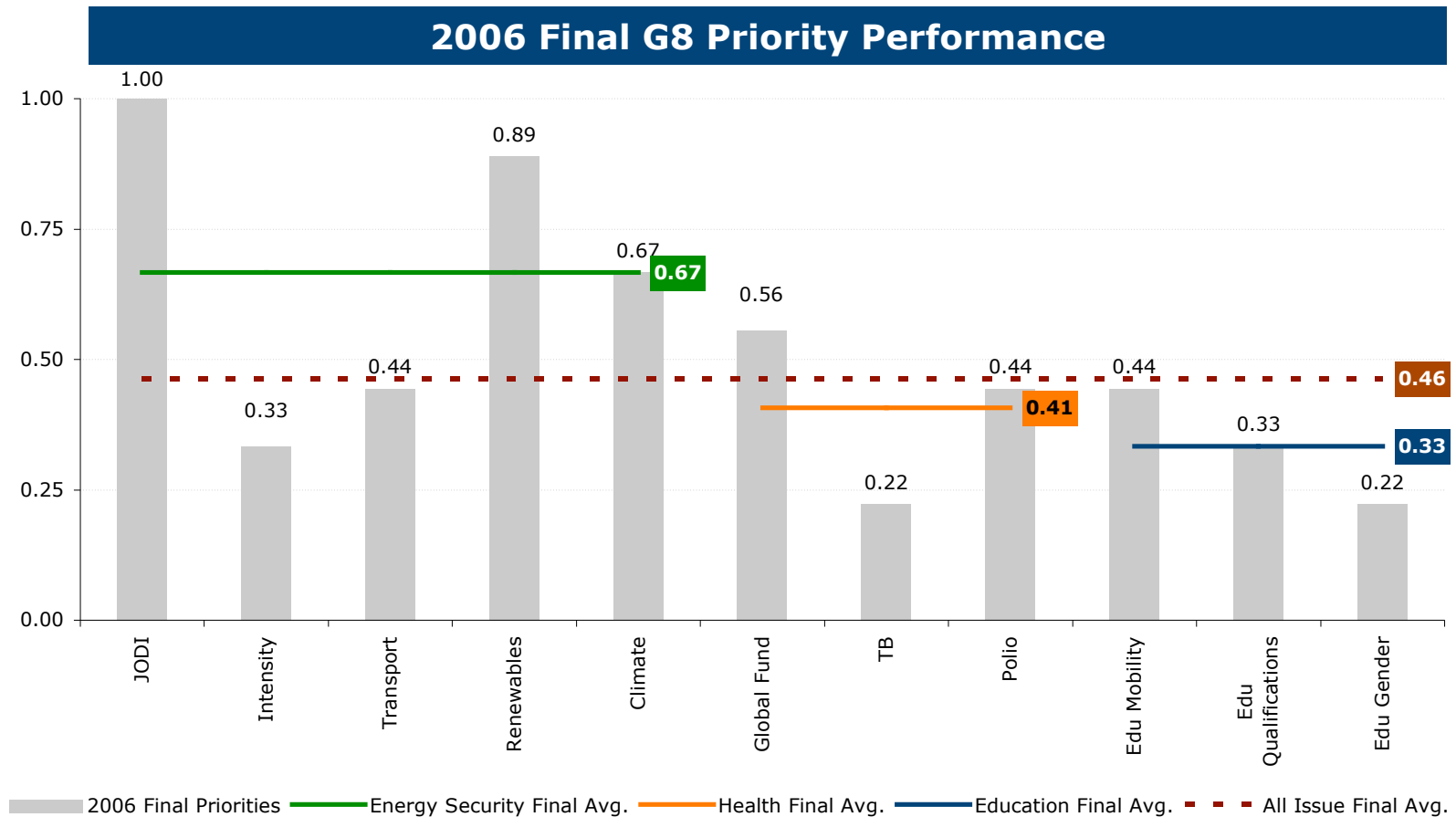
IV. Results by Issue

Education



IV. Results by Issue

Priorities compared



V. Interim vs. Final Compliance

2006 Interim Compliance Scores

No. Issue Area	CAD	FRA	GER	ITA	JAP	RUS	UK	USA	EU	Issue
										Average
1 Health (Global Fund)	1	1	0	0	0	0	0	0	0	0.22
2 Health (Tuberculosis)	0	0	0	0	0	0	0	0	0	0.00
3 Health (Polio)	1	0	1	-1	0	1	1	1	0	0.44
4 Energy (Oil and Energy Reserve Data Collec	1	1	1	1	1	1	1	1	1	1.00
5 Energy Intensity	0	0	0	0	0	1	1	0	1	0.33
6 Surface Transport	0	0	0	0	0	0	0	1	1	0.22
7 Renewable Energy	1	0	1	0	1	1	1	0	1	0.67
8 Climate Change	-1	1	1	0	1	0	1	1	1	0.56
9 Education (Academic Mobility)	0	0	0	0	0	0	0	0	1	0.11
10 Education (Qualification Systems)	0	0	1	-1	-1	-1	0	1	1	0.00
11 Education (Gender Disparities)	1	1	0	-1	0	0	1	0	0	0.22
12 Africa (Security)	1	0	0	0	0	0	0	1	0	0.22
13 Africa (Debt Relief)	1	1	1	0	1	0	1	0	1	0.67
14 Transnational Crime and Corruption	0	0	0	0	0	0	0	0	0	0.00
15 Intellectual Property Rights	0	0	0	0	0	0	1	0	N/A	0.13
16 Trade (Export Subsidies, Agriculture)	1	-1	1	-1	1	0	1	0	0	0.22
17 Counter-terrorism (Energy)	0	0	0	0	0	0	0	0	1	0.11
18 Stabilization and Reconstruction (UN)	0	0	0	0	0	0	0	0	0	0.00
19 Global Partnership (Non-Proliferation)	1	1	1	0	1	1	1	0	1	0.78
20 Middle East (Lebanon)	1	1	1	1	1	1	1	1	1	1.00
Country Average:	0.45	0.30	0.45	-0.10	0.30	0.25	0.55	0.35	0.58	
All Country Average:										0.35
All Issue Average:										0.35

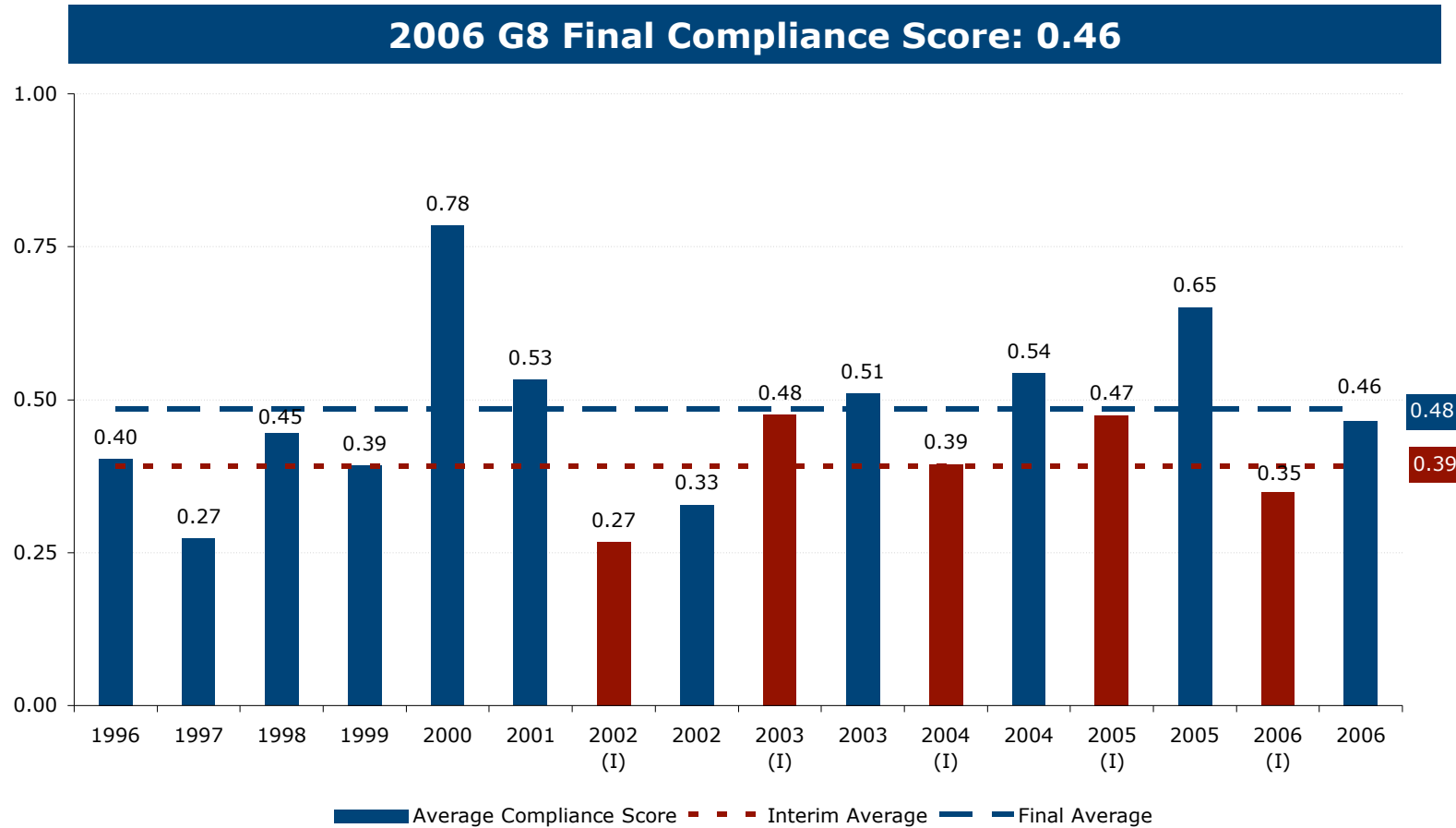
V. Interim vs. Final Compliance

2006 Final Compliance Scores

No. Issue Area	CAD	FRA	GER	ITA	JAP	RUS	UK	USA	EU	Issue Average
1 Health (Global Fund)	1	1	0	0	1	1	0	1	0	0.56
2 Health (Tuberculosis)	1	0	0	0	0	0	0	1	0	0.22
3 Health (Polio)	1	0	1	-1	0	1	1	1	0	0.44
4 Energy (Oil and Energy Reserve Data)	1	1	1	1	1	1	1	1	1	1.00
5 Energy Intensity	0	0	0	0	0	1	1	0	1	0.33
6 Surface Transport	1	0	1	0	0	0	0	1	1	0.44
7 Renewable Energy	1	0	1	1	1	1	1	1	1	0.89
8 Climate Change	0	1	1	0	1	0	1	1	1	0.67
9 Education (Academic Mobility)	0	1	1	0	0	1	0	0	1	0.44
10 Education (Qualification Systems)	0	0	1	0	0	0	0	1	1	0.33
11 Education (Gender Disparities)	1	1	0	-1	0	0	1	0	0	0.22
12 Africa (Security)	1	1	0	0	0	0	0	1	1	0.44
13 Africa (Debt Relief)	1	1	1	0	1	1	1	1	1	0.89
14 Transnational Crime and Corruption	0	0	0	0	0	0	0	0	0	0.00
15 Intellectual Property Rights	0	0	0	0	0	0	1	0	N/A	0.13
16 Trade (Export Subsidies, Agriculture)	0	-1	1	-1	1	0	1	0	0	0.11
17 Counter-terrorism (Energy)	1	1	0	0	0	0	1	1	1	0.56
18 Stabilization and Reconstruction (UN)	0	0	0	0	0	0	0	0	0	0.00
19 Global Partnership (Non-Proliferation)	1	0	1	0	1	1	1	0	0	0.56
20 Middle East (Lebanon)	1	1	1	1	1	1	1	1	1	1.00
Country Average:	0.60	0.40	0.55	0.00	0.40	0.45	0.60	0.60	0.58	
All Country Average:										0.46
All Issue Average:										0.46

V. Interim vs. Final Compliance

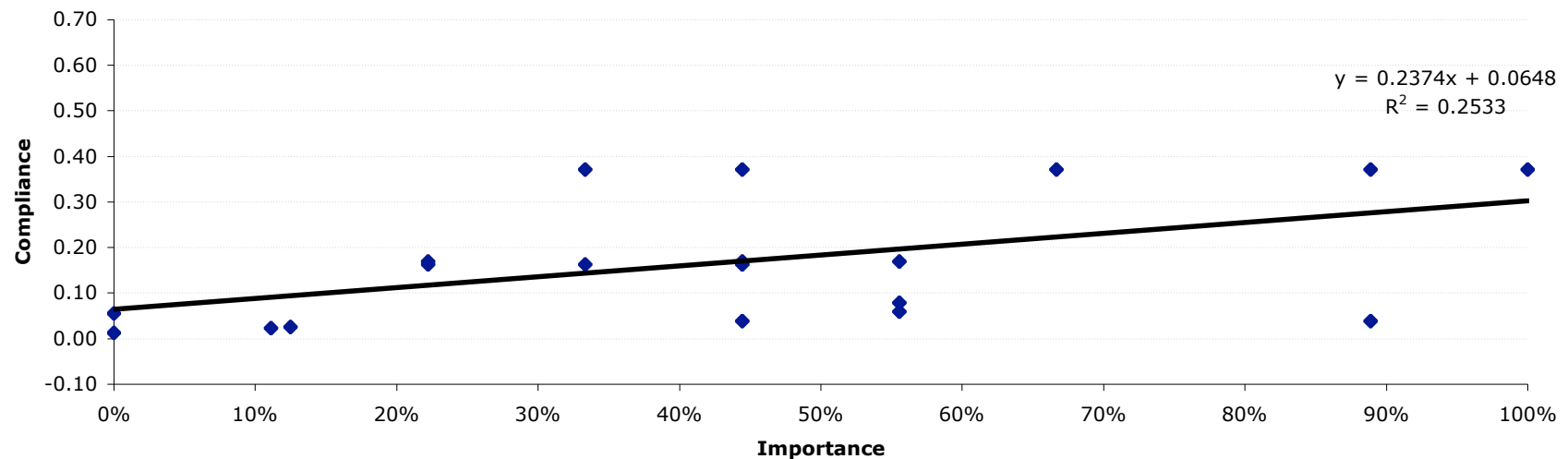
G8 performance since 1996



VI. Predicting Compliance

Importance of commitment

- ♣ Measured as total commitments in communiqué of interest as a fraction of total St. Petersburg commitments (n=317)
- ♣ Significant relationship between compliance (-1.0 to +1.0) and importance (0 to 1.0)
 - $R = 0.50$; $R^2 = 25\%$, F-test Significance level = 0.029
 - Compliance increases with decreasing importance



◆ 2006 Final Compliance vs. Importance — Linear (2006 Final Compliance vs. Importance)

VI. Predicting Compliance

Measuring ambition of commitments

- ♣ Commitment is a new G8 initiative
 - ♣ Commitment contains specific actions
 - ♣ Commitment references target dates
 - ♣ Commitment creates new institutions
 - ♣ Commitment is from a new agenda item
-
- ♣ Previous research points to target dates as a compliance catalyst
 - ♣ No evidence that the ambition index, or any measures of commitment ambition increased compliance scores for the St. Petersburg summit

VII. Conclusion

The final compliance results are in

- ♣ Compliance is down (except Russia); but so is the compliance gap
 - The disparity between the high and low country scores is 0.60, from a high of 0.81 at the Gleneagles interim
 - Russia, Germany and US outperforming historical averages
 - Increases in performance over interim compliance report for 10 of 20 commitments
- ♣ Energy security agenda a relative success; health and education agendas underperform

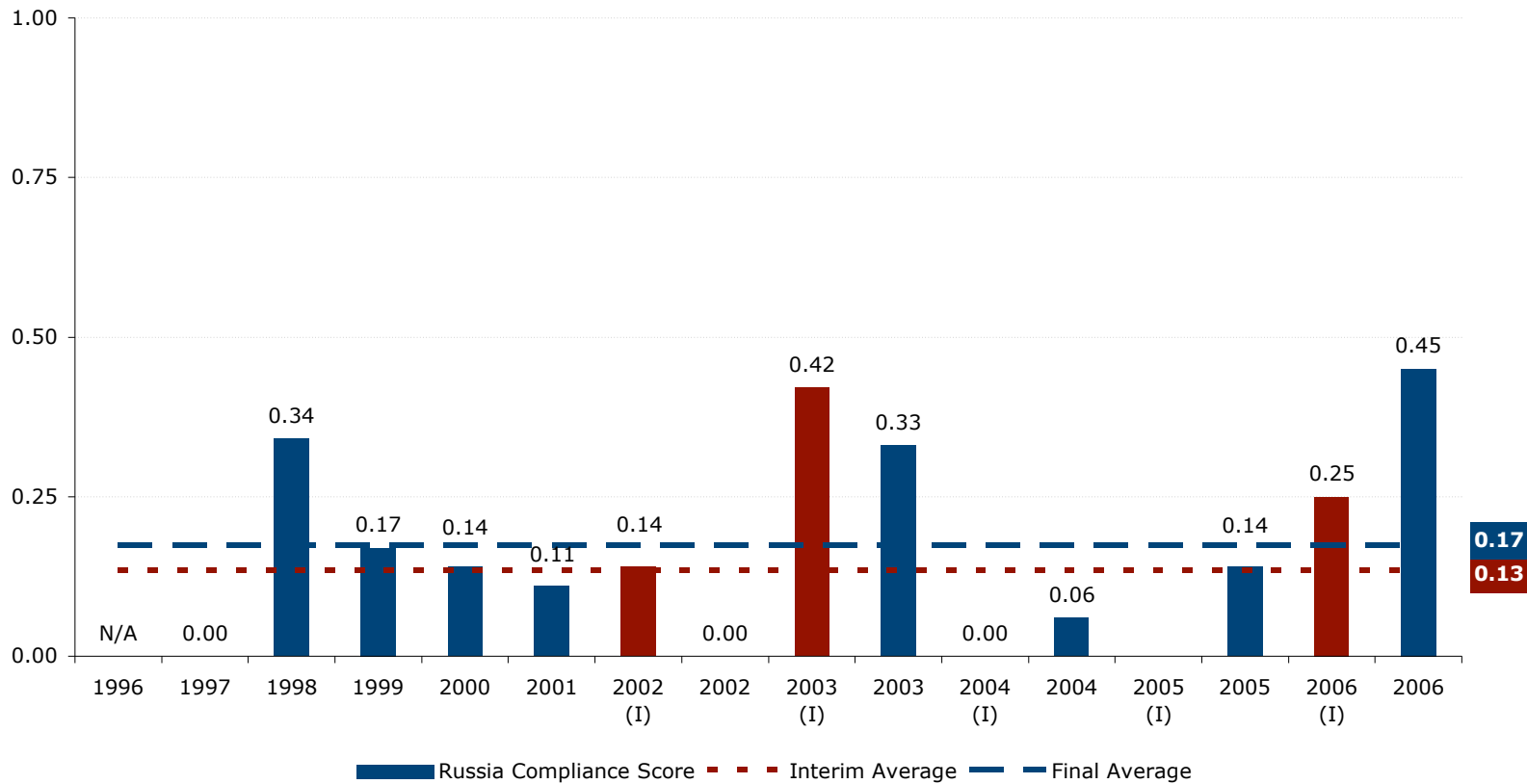
The St. Petersburg Legacy:

?

VIII. HSE Compliance Report

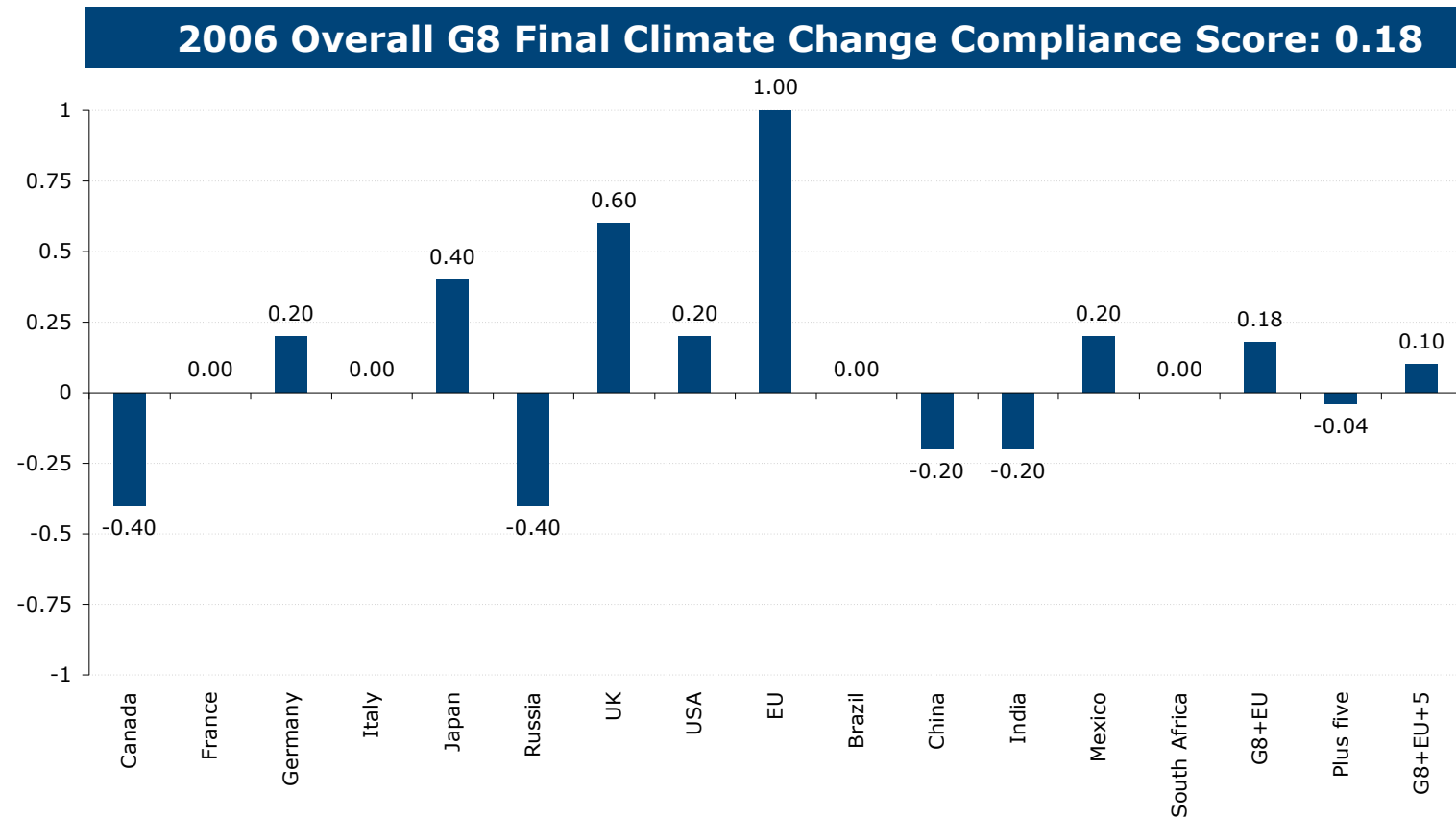
Russia Compliance

2006 Russia Final Compliance Score: 0.45



IX. Alternative Perspectives

G8 Research Group (Oxford) Environment Performance Report



VI. Contact

<http://www.g8.utoronto.ca/compliance>

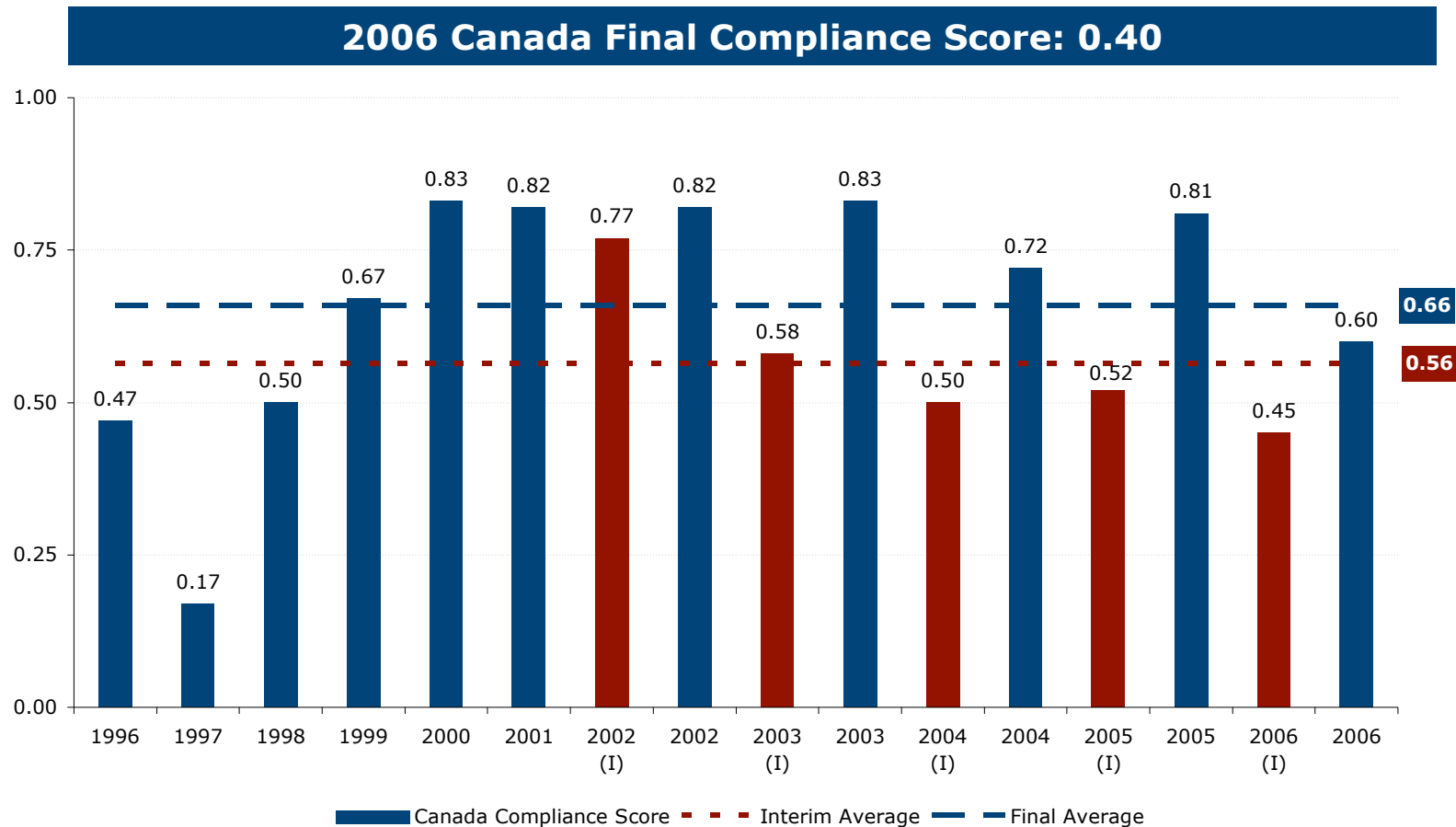
- ♣ All compliance reports are accessible online
- ♣ The 2006 compliance report will be available early next week
- ♣ We welcome any and all feedback
 - Feedback, for example, from the Canadian government, has been very helpful in focusing our full text on compliance

Further Enquiries

- ♣ Brian Kolenda and Matto Mildenberger, Compliance Unit Directors
 - +49 (0) 151 55 23 99 13 / g8rgcompliance@gmail.com
- ♣ Madeline Koch, Managing Director, G8RG
 - +49 (0) 151 49 24 39 23 / g8@utoronto.ca

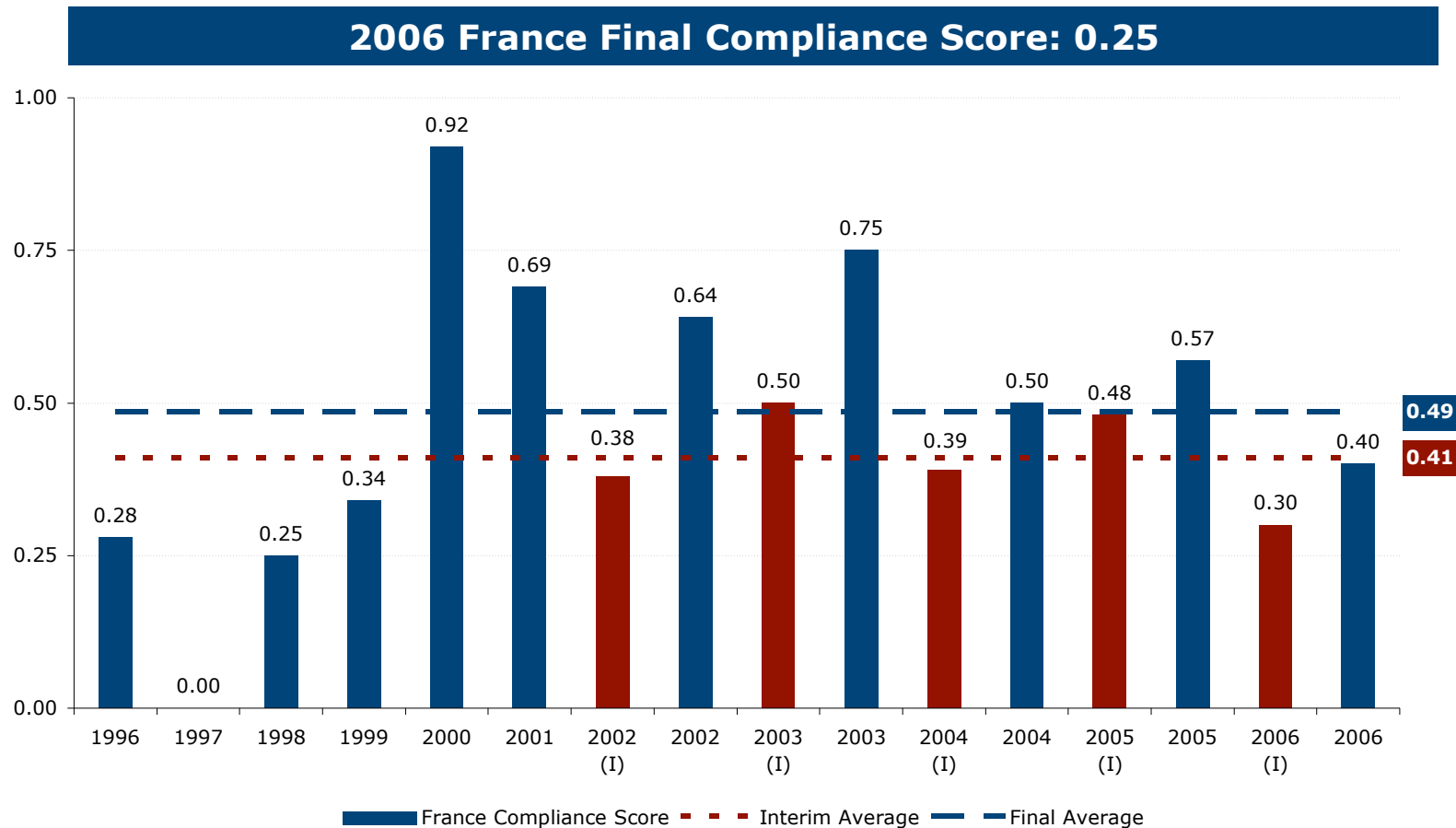
Appendix A. Country Performance

Canada



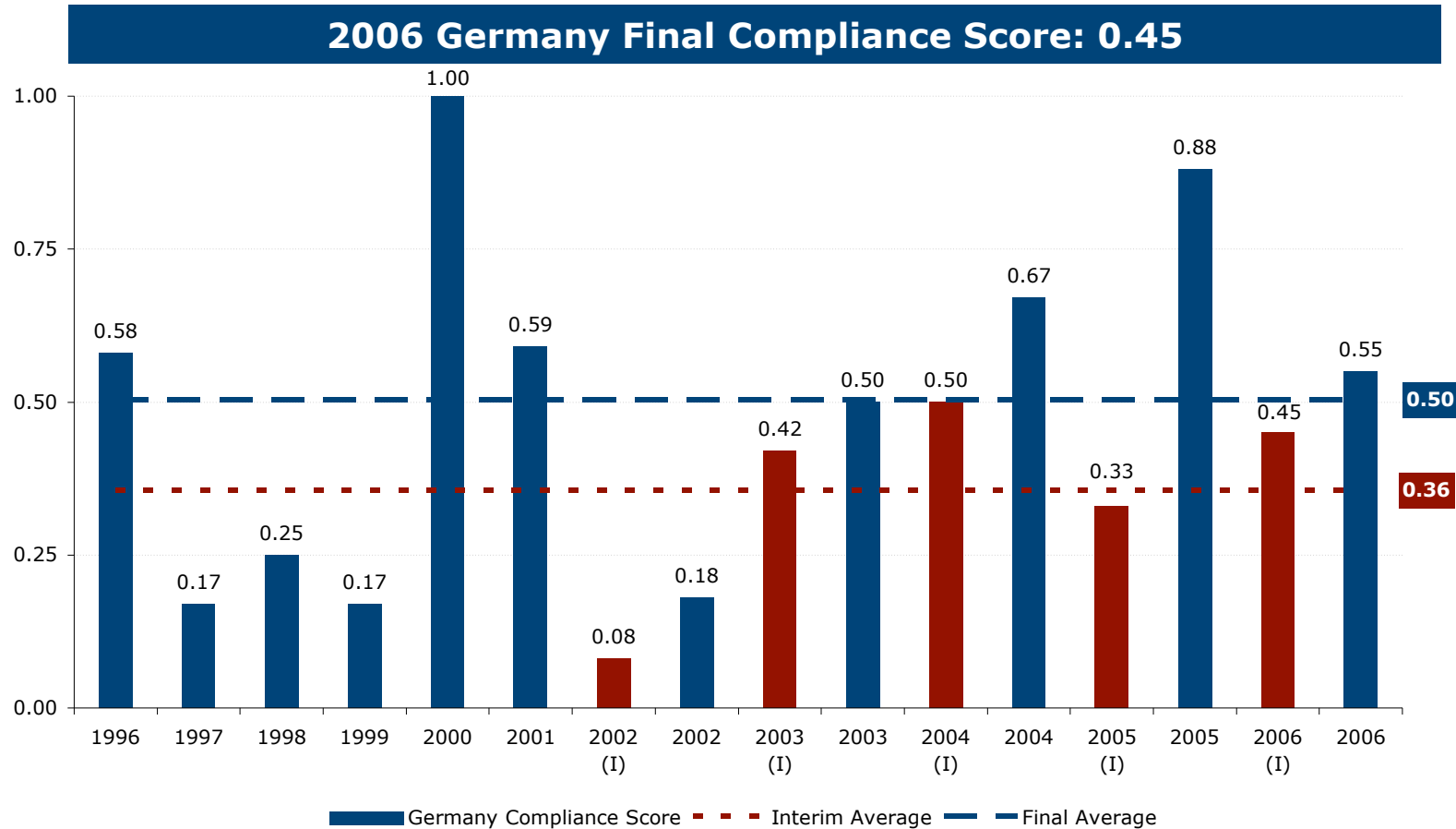
Appendix A. Country Performance

France



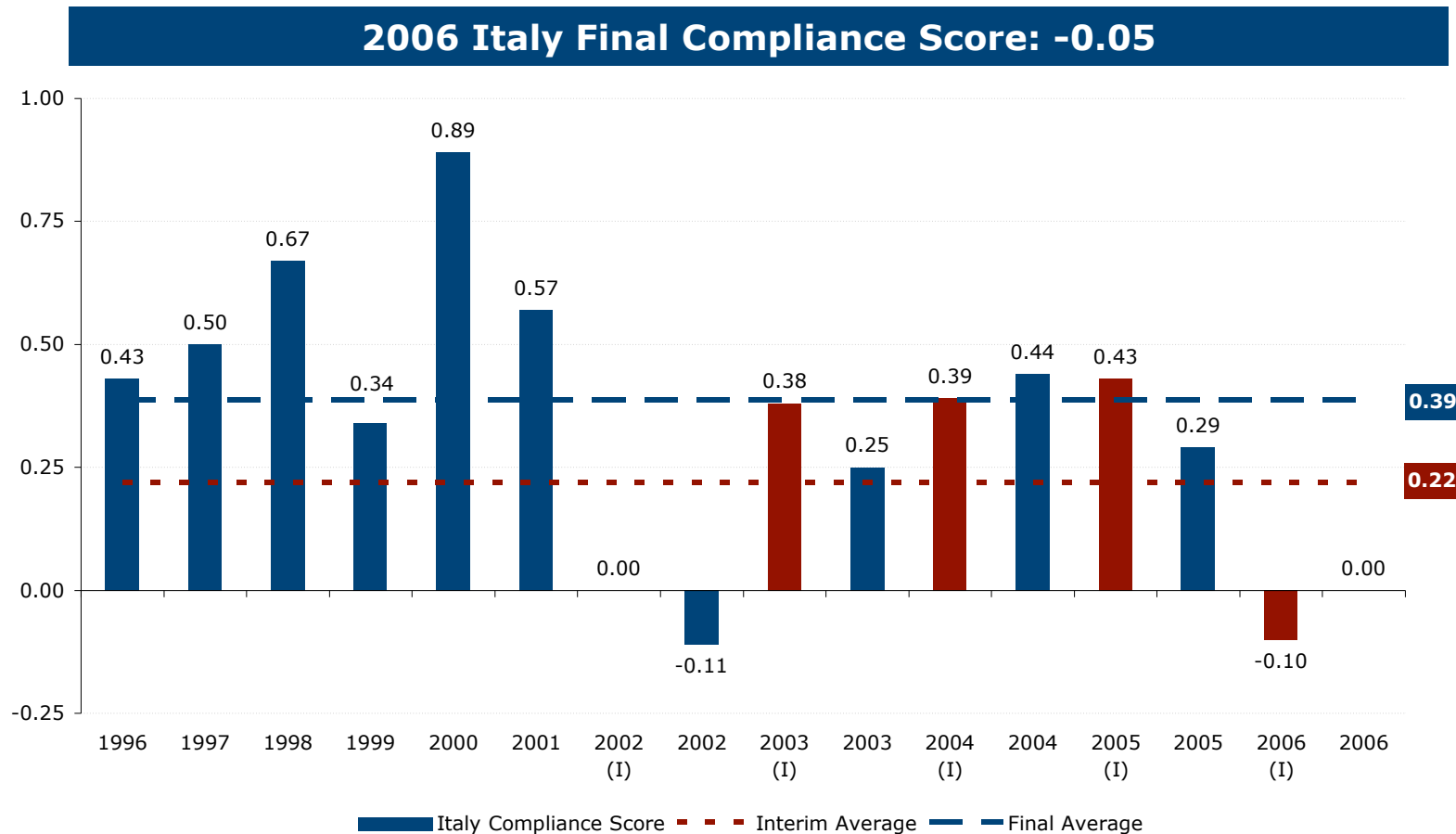
Appendix A. Country Performance

Germany



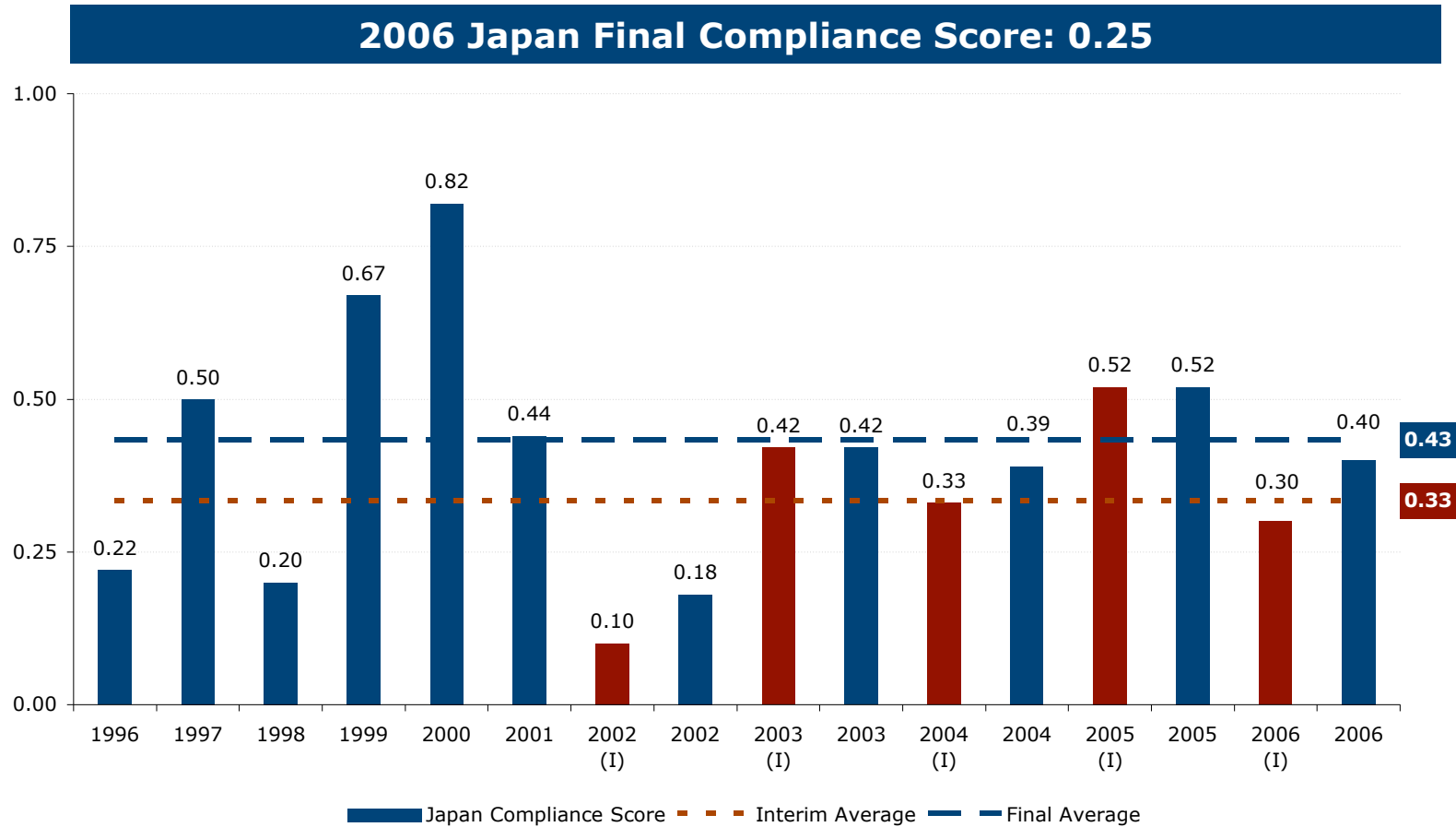
Appendix A. Country Performance

Italy



Appendix A. Country Performance

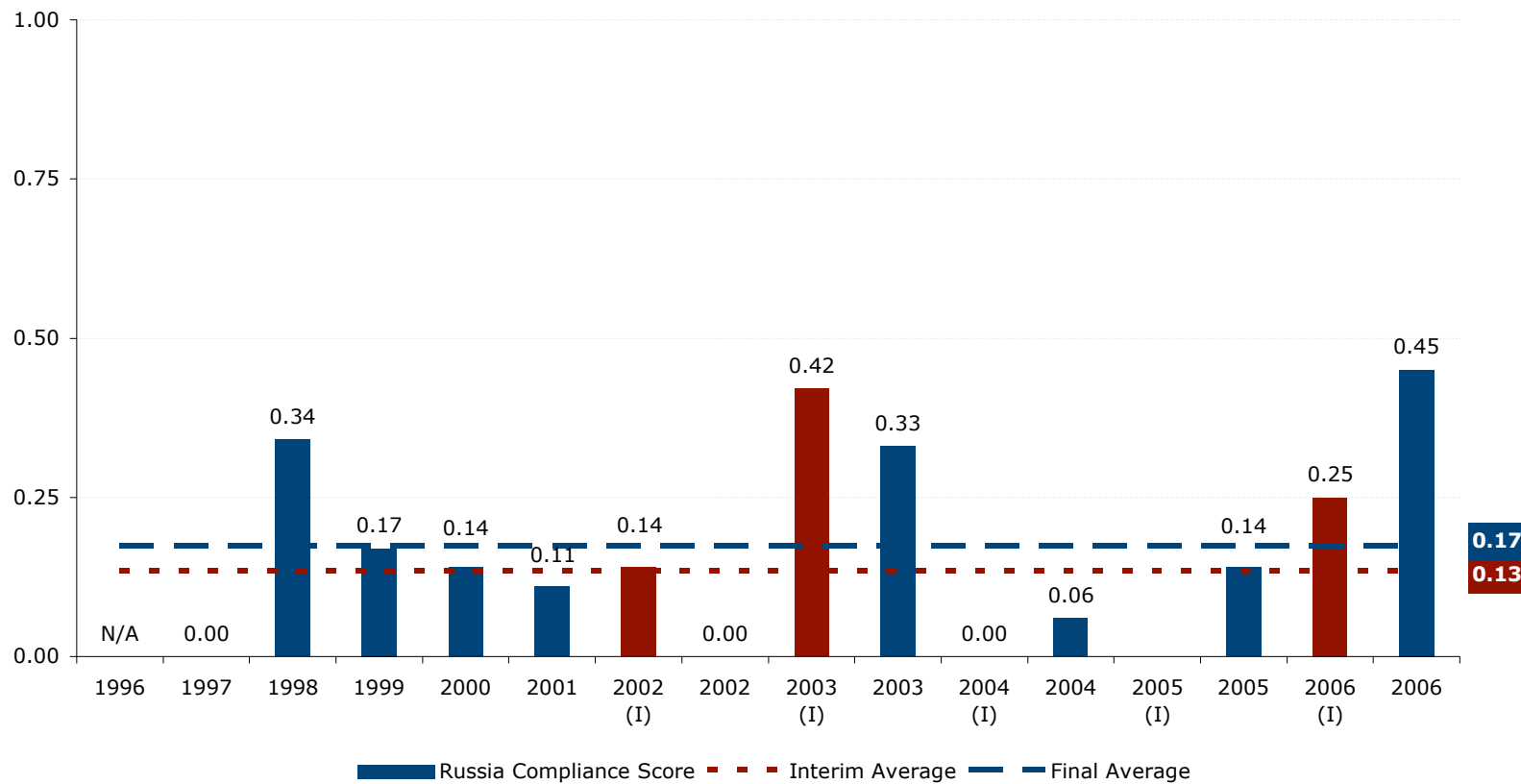
Japan



Appendix A. Country Performance

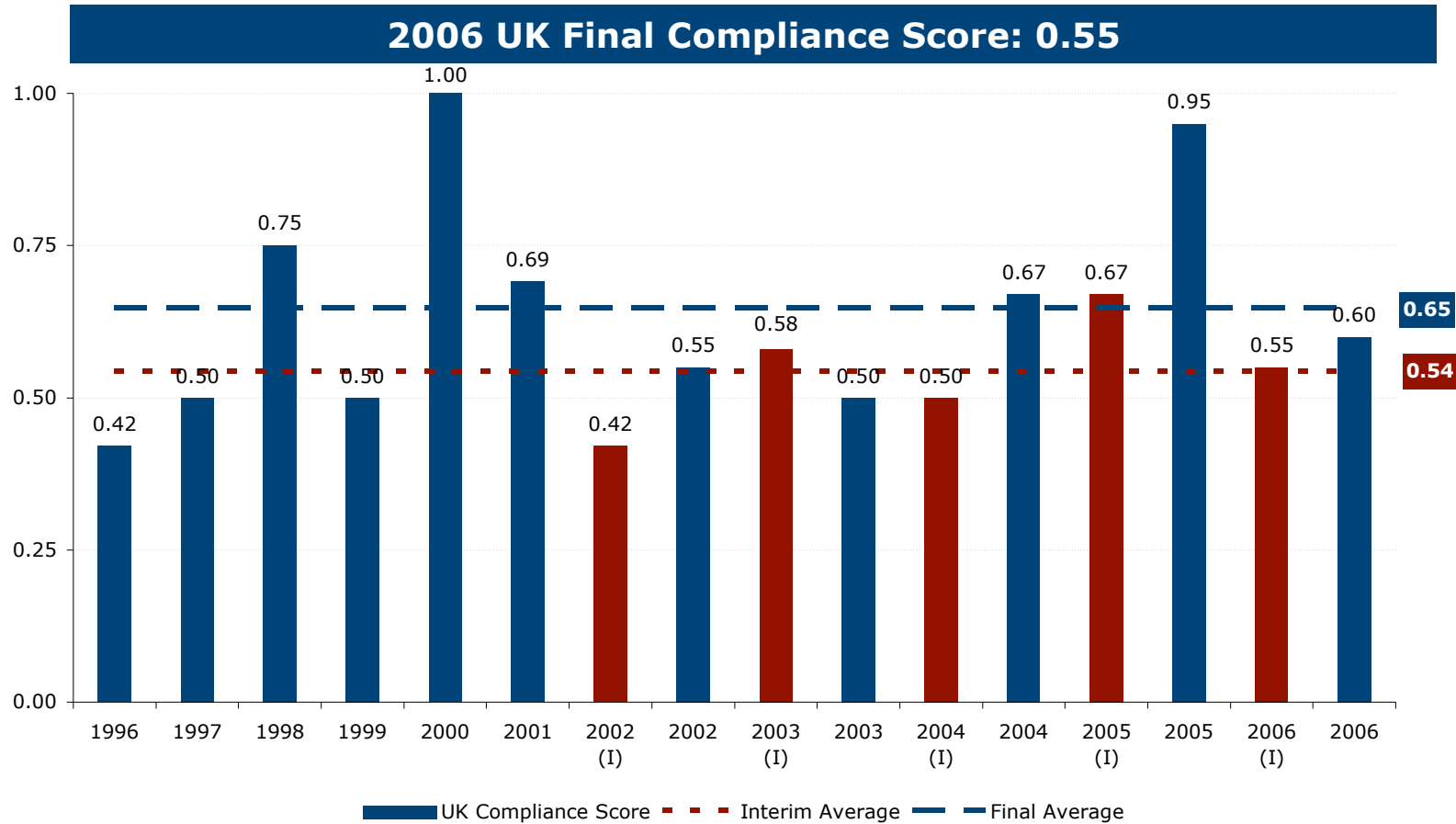
Russia

2006 Russia Final Compliance Score: 0.10



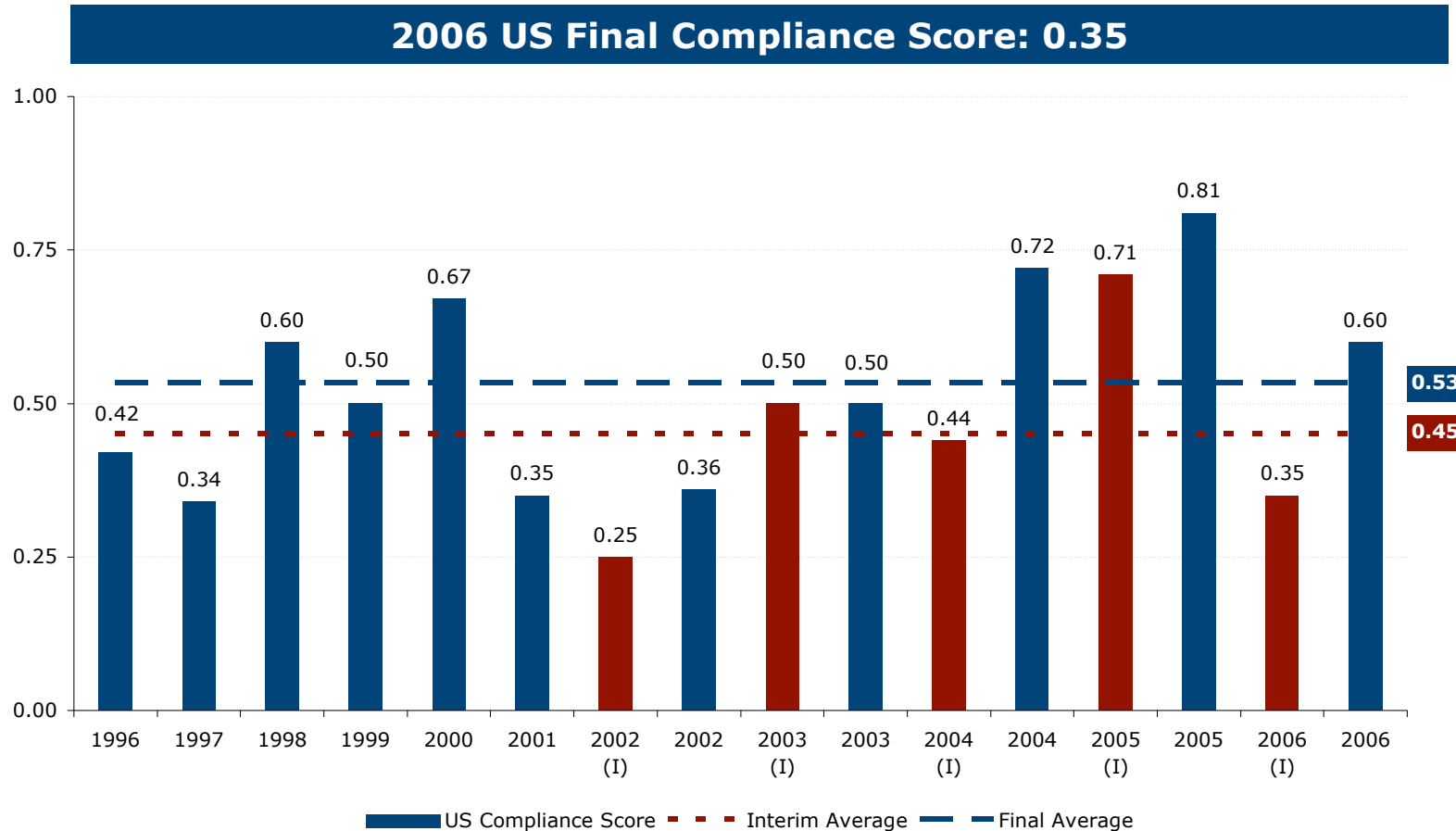
Appendix A. Country Performance

United Kingdom



Appendix A. Country Performance

United States



Appendix A. Country Performance

European Union

